

Fuse-disconnect terminal, Screw connection, Mounting type: Mounting rail TS 35/7.5, Rated cross-section: 4 mm², Width: 6.1 mm, Colour: Black

RAL: 9005

Business data

Article number	17150.4
Article name	SSIK 4/2A BK
GTIN (EAN)	4044211179816
Packaging unit	50
Quantity unit	PC
Weight per piece (not including packaging)	18 g
Weight per piece (including packaging)	19 g
Unit of weight	G
Customs number	85369010
Country of origin	BG
Product description	Fuse-disconnect terminal
Colour	Black

Technical data

Dimensions

Length	58 mm
Width	6.1 mm
Height TS 35/7.5	70 mm

Ratings

Rated voltage (determined by the illuminated display and fuse being used)	500 V
Rated current (as fuse-disconnect terminal)	10 A
Rated cross-section	4 mm ²
Rated impulse voltage	6 kV
Overvoltage category	III
Contamination degree	3

Connection data

Connection principle	Screw connection
Connection position	Lateral
Connections	2 / extraction lever
Number of terminals per level	2
Number of levels	1
Wire cross-section single-core (rigid) / stranded, min.	0.14 mm ²
Wire cross-section single core (rigid)/stranded, max.	6 mm ²
Wire cross-section stranded, min.	0.14 mm ²
Wire cross-section stranded, max.	6 mm ²
Wire cross-section stranded with wire-end ferrules, min.	0.14 mm ²
Wire cross-section stranded with wire-end ferrules, max.	4 mm ²
Wire cross-section AWG, min.	22
Wire cross-section AWG, max.	10
Stripping length	9 mm
Screw head	Slotted
Screw threading	M 3
Tightening torque, min.	0.5 Nm
Tightening torque, max.	1 Nm

Technical data

Materials

Insulation housing	Polyamide 6.6
Glass-fibre reinforced	✓
Flammability class UL 94	V-0
Working temperature, min.	-40 °C
Working temperature, max.	140 °C

Further technical data

Mounting type	Mounting rail TS 35/7,5
Fuse size	5 x 20 / 5 x 25 / 5 x 30 mm
Gauge plug acc. to EN 60 947-1	A4
Number of cross-connection channels	2
End plate required	✓
Voltage fuse	250 V
Cross-current via illuminated display	< 5 mA
Power loss in singular arrangement - overload and short-circuit protection, max.	2,5 / 6,3 W / A
Power loss in compound arrangement - overload and short-circuit protection, max.	1,6 / 6,3 W / A
Power loss in singular arrangement - only short-circuit protection, max.	4 / 10 W / A
Power loss in compound arrangement - only short-circuit protection, max.	4 / 6,3 W / A
Version of fuse holder	Swivelling
Version of fuse cartridge	G fuse 5x20 / 5x25 / 5x30

Environmental Product Compliance

REACH Conform	yes
REACH Reference date	2023-01-17
REACH Candidate Substance Note	No
RoHS Conform	yes

Approvals

CSA approval

CSA approval	C22.2 No 158
CSA approval granted	yes
CSA Usegroup C: rated voltage	600 V
CSA Usegroup C: rated current	6,3 A
CSA wire cross-section AWG, min.	22
CSA wire cross-section AWG, max.	10
CSA stripping length	9 mm
CSA torque, max.	1 Nm
CSA torque, min.	0.5 Nm

CSAus approval

CSAus approval	UL 1059
CSAus approval granted	yes
CSAus Usegroup C: rated voltage	600 V
CSAus Usegroup C: rated current	6,3 A
CSAus wire cross-section AWG, min.	22
CSAus wire cross-section AWG, max.	10
CSAus stripping length	9 mm
CSAus torque, min.	0.5 Nm
CSAus torque, max.	1 Nm

Approvals

KEMA KEUR approval

KEMA KEUR approval	EN 60947-7-3:2009
KEMA KEUR approval granted	yes
KEMA rated voltage	500 V
KEMA voltage fuse, max.	250 V
KEMA rated current	10 A
KEMA rated impulse voltage	6 kV
KEMA wire cross-section single core (rigid), min.	0.14 mm ²
KEMA wire cross-section single-core (rigid), max.	6 mm ²
KEMA wire cross-section stranded, min.	0.14 mm ²
KEMA wire cross-section stranded, max.	6 mm ²
KEMA stripping length	9 mm
KEMA torque, min.	0.5 Nm
KEMA torque, max.	1 Nm
KEMA fuse size	5 x 20 / 5 x 25 / 5 x 30 mm
KEMA power loss in singular arrangement - overload and short-circuit protection, max.	2,5 / 6,3 W / A
KEMA power loss in compound arrangement - overload and short-circuit protection, max.	1,6 / 6,3 W / A
KEMA power loss in singular arrangement - only short-circuit protection, max.	4 / 10 W / A
KEMA power loss in compound arrangement - only short-circuit protection, max.	4 / 6,3 W / A

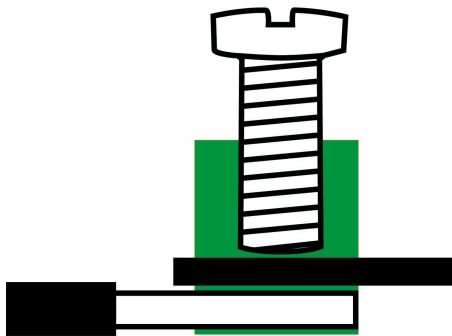
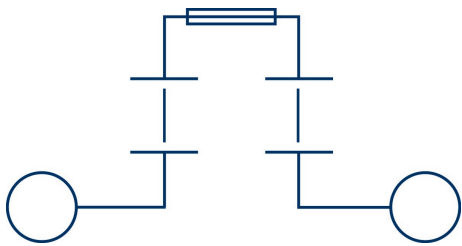
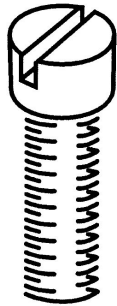
Approvals

UL Recognized

UL approval	UL 1059
UL Usegroup B: rated voltage	600 V
UL Usegroup B: rated current	6,3 A
UL Usegroup C: rated voltage	600 V
UL Usegroup C: rated current	6,3 A
UL Usegroup D: rated voltage	600 V
UL Usegroup D: rated current	6,3 A
UL wire cross-section single-core (rigid) AWG, min.	22
UL wire cross-section single-core (rigid) AWG, max.	10
UL wire cross-section stranded AWG, min.	22
UL wire cross-section stranded AWG, max.	10
UL torque, min.	4.42 Lb In.
UL torque, max.	8.85 Lb In.
UL wire material	Cu
UL factory wiring	1
UL field wiring	1
UL Recognized	1

Media

M3



Accessories

Measurement pick-off terminal



Measurement pick-off terminal, Screw connection, Mounting type: On base, Rated cross-section: 2.5 mm², Width: 5.9 mm, Colour: Beige

Article number	Article name	GTIN (EAN)	Packaging unit
17120.2	SMAG 4/2,5 BG	4044211172107	10 ST

End plate



End plate, Width: 1.5 mm, Colour: Black

Article number	Article name	GTIN (EAN)	Packaging unit
17258.4	SAP SSIK 4/6 BK	4044211179830	20 ST

End stop



End stop, Mounting type: Mounting rail TS 35/7.5 and TS 35/15, Width: 8 mm, Colour: Beige

Article number	Article name	GTIN (EAN)	Packaging unit
17250.2	SES 35 BG	4044211178253	50

Insulation cap for cross-connector



Insulating cap, Colour: Yellow

Article number	Article name	GTIN (EAN)	Packaging unit
17200.8	SQIK 2,5-10 YE	4044211148539	20

Insulated cross-connector



Insulated cross-connector, No. of poles: 3, Mounting type: Plug in, Width: 17.4 mm, Rated cross-section: 4 mm², Colour: Yellow

Article number	Article name	GTIN (EAN)	Packaging unit
<u>17212.8</u>	SQI 4/3 YE	4044211148652	50



Insulated cross-connector, No. of poles: 2, Mounting type: Plug in, Width: 11.3 mm, Rated cross-section: 4 mm², Colour: Yellow

Article number	Article name	GTIN (EAN)	Packaging unit
<u>17211.8</u>	SQI 4/2 YE	4044211148645	50



Insulated cross-connector, No. of poles: 8, Mounting type: Plug in, Width: 47.9 mm, Rated cross-section: 4 mm², Colour: Yellow

Article number	Article name	GTIN (EAN)	Packaging unit
<u>17217.8</u>	SQI 4/8 YE	4044211148706	10



Insulated cross-connector, No. of poles: 9, Mounting type: Plug in, Width: 54 mm, Rated cross-section: 4 mm², Colour: Yellow

Article number	Article name	GTIN (EAN)	Packaging unit
<u>17218.8</u>	SQI 4/9 YE	4044211148713	10



Insulated cross-connector, No. of poles: 10, Mounting type: Plug in, Width: 60.1 mm, Rated cross-section: 4 mm², Colour: Yellow

Article number	Article name	GTIN (EAN)	Packaging unit
<u>17219.8</u>	SQI 4/10 YE	4044211148720	10



Insulated cross-connector, No. of poles: 5, Mounting type: Plug in, Width: 29.6 mm, Rated cross-section: 4 mm², Colour: Yellow

Article number	Article name	GTIN (EAN)	Packaging unit
<u>17214.8</u>	SQI 4/5 YE	4044211148676	20



Insulated cross-connector, No. of poles: 6, Mounting type: Plug in, Width: 35.7 mm, Rated cross-section: 4 mm², Colour: Yellow

Article number	Article name	GTIN (EAN)	Packaging unit
<u>17215.8</u>	SQI 4/6 YE	4044211148683	20

17150.4 SSIK 4/2A BK



Insulated cross-connector, No. of poles: 4, Mounting type: Plug in, Width: 23.5 mm, Rated cross-section: 4 mm², Colour: Yellow

Article number	Article name	GTIN (EAN)	Packaging unit
<u>17213.8</u>	SQI 4/4 YE	4044211148669	20



Insulated cross-connector, No. of poles: 30, Mounting type: Plug in, Width: 181.1 mm, Rated cross-section: 4 mm², Colour: Yellow


Article number	Article name	GTIN (EAN)	Packaging unit
<u>17220.8</u>	SQI 4/30 YE	4044211148737	5



Insulated cross-connector, No. of poles: 7, Mounting type: Plug in, Width: 41.8 mm, Rated cross-section: 4 mm², Colour: Yellow

Article number	Article name	GTIN (EAN)	Packaging unit
<u>17216.8</u>	SQI 4/7 YE	4044211148690	20

Quick marking



Terminal marker / Pocket Maxicard, Length: 5 mm, Width: 6 mm, Colour: White

Article number	Article name	GTIN (EAN)	Packaging unit
<u>4702.7</u>	PMC SB 6/50 WH	4044211089986	500 ST

Screwdriver



Screwdriver with bare blade, Colour: Black-grey

Article number	Article name	GTIN (EAN)	Packaging unit
<u>1086.0</u>	SDB 0,6x3,5	4044211014797	1 ST