


■ Datasheet: Contactors CUBICO Mini, 5,5kW, 12A



■ SCHRACK-INFO

- Contactor in compact size with 230VAC, 24VAC or 24VDC drive
- 3-pole with integrated auxiliary contact
- Optional auxiliary contact blocks available
- According IEC/EN 60947-3

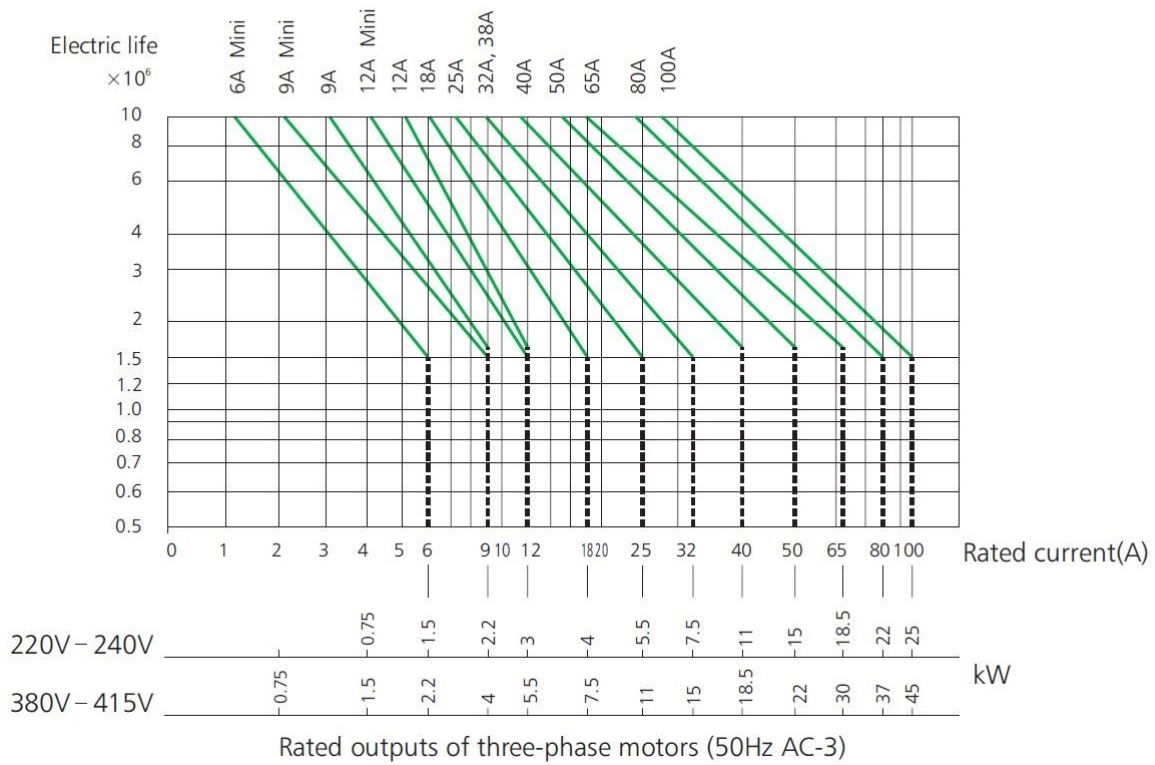
■ Technical datas

Standard		IEC/EN 60947-4-1
Rated insulation voltage		690V AC
Rated frequency		50/60Hz
Rated impulse withstand voltage		6kV
Overvoltage category		III
Rated current AC1		20A
Rated current AC3	230V	12A
	400V	12A
	415V	12A
	690V	4,9A
Rated current AC4	230V	12A
	400V	9A
	415V	9A
	690V	4,9A

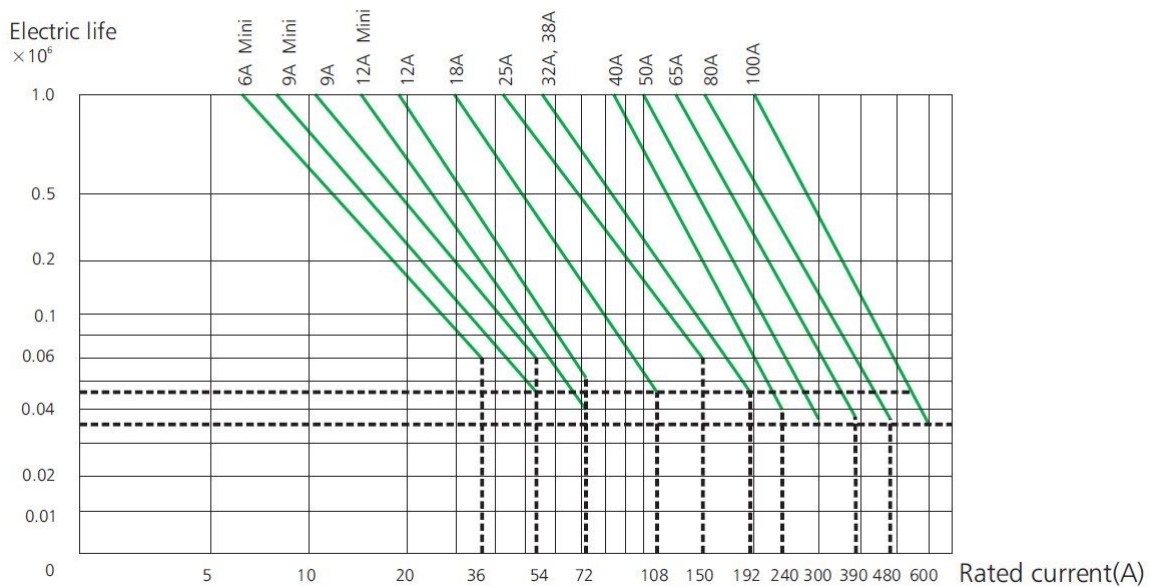
Rated making capacity		10 x I _e (AC3) / 12 x I _e (AC4)
Rated breaking capacity		8 x I _e (AC3) / 10 x I _e (AC4)
Short-time withstand current 10s		96A
Rated power AC3	230V	3kW
	400V	5,5kW
	415V	5,5kW
	690V	4kW
Operating frequency	AC3	1.200 operations/h
	AC4	300 operations/h
Electrical lifetime		1.200.000 operations
Mechanical lifetime		10.000.000 operations
Configuration of main contacts		
	3-pole	3NO
Protection degree		IP20
Ambient air temperature		- 5C up to + 40°C
Storage temperature		- 25C up to + 55°C
Correction coefficient	40°C	1
	50°C	0,875
	60°C	0,75
	70°C	0,625
Altitude		2000m
Atmosphere conditions		50% humidity at +40°C
Installation position		plane and vertical +/- 22,5°
Coil voltage		24VAC, 230VAC or 24VDC
Coil acting range	attraction	85% - 110% U _s
	release	AC: 20%-70% U _s DC: 10%-60% U _s
Coil average power	start	40VA
	holding	7VA
Heat wastage		4W
Main contact action time	close	10 - 18 ms
	disconnection	4 - 16 ms

Terminal capacity of main circuit		
	flexible cable with ferrule	
	single cable	1 - 2,5mm ²
	dual cable	1 - 2,5mm ²
	rigid cable	
	single cable	1 - 2,5mm ²
	dual cable	1 - 2,5mm ²
	Screw siz	M3
	Torque	0,8 Nm
Terminal capacity of control circuit		
	flexible cable with ferrule	
	single cable	1 - 2,5mm ²
	dual cable	1 - 2,5mm ²
	rigid cable	
	single cable	1 - 2,5mm ²
	dual cable	1 - 2,5mm ²
	Screw size	M3
	Torque	0,8 Nm
Terminal capacity of auxiliary contacts		
	flexible cable with ferrule	
	single cable	1 - 2,5mm ²
	dual cable	1 - 2,5mm ²
	rigid cable	
	single cable	1 - 2,5mm ²
	dual cable	1 - 2,5mm ²
	Screw size	M3
	Torque	0,8 Nm

Electrical life AC3



Electrical life AC4



Application in illumination circuit

Incandescent lamp			
W	A	μF	max. number of lamps per phase
60	0,27	-	35
75	0,34	-	28
100	0,45	-	21
150	0,68	-	14
200	0,71	-	10
300	1,4	-	6
500	2,3	-	4
750	3,4	-	2
1000	4,6	-	2

Single fluorescent lamp with starter, without compensation			
W	A	μF	max. number of lamps per phase
20	0,39	-	24
40	0,45	-	21
64	0,7	-	12
80	0,8	-	12
110	1,15	-	8

Single fluorescent lamp with starter, parallel compensation			
W	A	μF	max. number of lamps per phase
20	0,18	5	83
40	0,26	5	58
65	0,42	7	35
80	0,52	7	28
100	0,6	16	23
110	0,7	18	21

Fluorescent lamps in dual mounting with starter, without compensation			
W	A	μF	max. number of lamps per phase
2 x 20	2 x 0,22	-	21
2 x 40	2 x 0,41	-	11
2 x 65	2 x 0,67	-	7
2 x 80	2 x 0,82	-	5
2 x 110	2 x 1,10	-	4

Fluorescent lamps in dual mounting with starter, with compensation in series			
W	A	μF	max. number of lamps per phase
2 x 20	2 x 0,13	-	36
2 x 40	2 x 0,24	-	20
2 x 65	2 x 0,39	-	12
2 x 80	2 x 0,48	-	10
2 x 110	2 x 0,65	-	7

Single fluorescent lamp without starter, without compensation			
W	A	μF	max. number of lamps per phase
20	0,43	-	22
40	0,55	-	17
65	0,8	-	12
80	0,95	-	10
110	0,4	-	6

Single fluorescent lamp with starter, with parallel compensation			
W	A	μF	max. number of lamps per phase
20	0,19	5	50
40	0,29	5	33
65	0,46	7	20
80	0,57	7	16
110	0,79	16	-

Fluorescent lamp without starter, without compensation			
W	A	μF	max. number of lamps per phase
2 x 20	2 x 0,25	-	19
2 x 40	2 x 0,47	-	10
2 x 65	2 x 0,76	-	6
2 x 80	2 x 0,93	-	5
2 x 110	2 x 1,3	-	3

Fluorescent lamp in dual mounting without starter, with compensation in series			
W	A	μF	max. number of lamps per phase
2 x 20	2 x 0,15	-	34
2 x 40	2 x 0,26	-	18
2 x 65	2 x 0,43	-	11
2 x 80	2 x 0,53	-	9
2 x 110	2 x 0,72	-	6

Low press sodium vapor lamps with parallel compensation			
W	A	μF	max. number of lamps per phase
35	0,3	17	-
55	0,4	17	-
90	0,6	25	-
135	0,9	36	-
150	1	36	-
180	1,2	36	-
200	1,3	36	-

Low press sodium vapor lamps without compensation			
W	A	μF	max. number of lamps per phase
150	1,9	-	4
250	3,2	-	2
400	5	-	1
700	8,8	-	-
1000	12,4	-	-

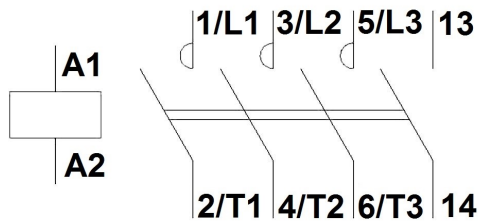
Low press sodium vapor lamps with parallel compensation			
W	A	μF	max. number of lamps per phase
150	0,84	20	-
250	1,4	32	-
400	2,2	48	-
700	3,6	96	-
1000	5,5	120	-

High press hydrargyrum lamps without compensation			
W	A	μF	max. number of lamps per phase
50	0,54	-	14
80	0,81	-	9
125	1,2	-	6
250	2,3	-	3
400	4,1	-	1
700	6,8	-	-
1000	9,9	-	-

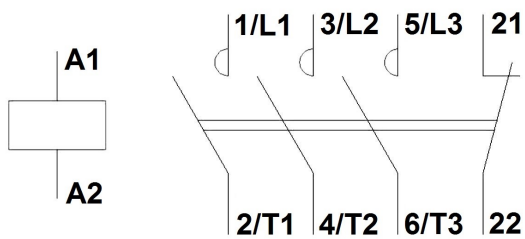
High press hydrargyrum lamps with parallel compensation			
W	A	μF	max. number of lamps per phase
50	0,3	10	-
80	0,45	10	-
125	0,67	10	-
250	1,3	18	-
400	2,3	25	-
700	3,8	40	-
1000	5,5	60	-

Wiring diagram

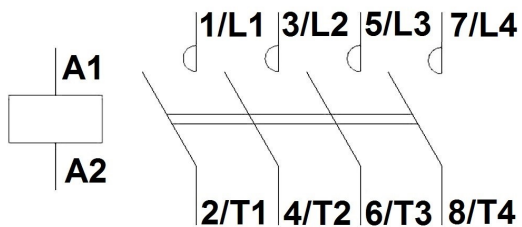
3-pole, 1NO



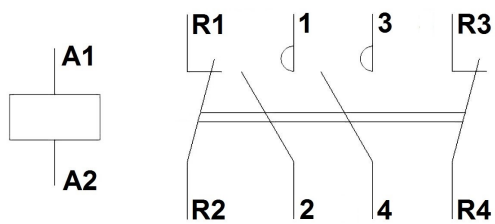
3-pole, 1NC



4-pole, 4NO

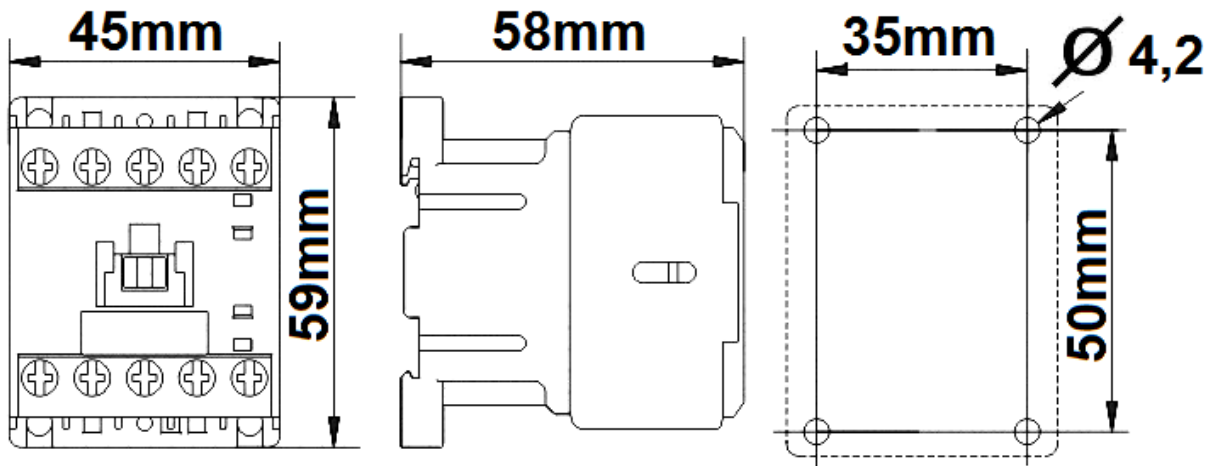


4-pole, 2NO + 2NC

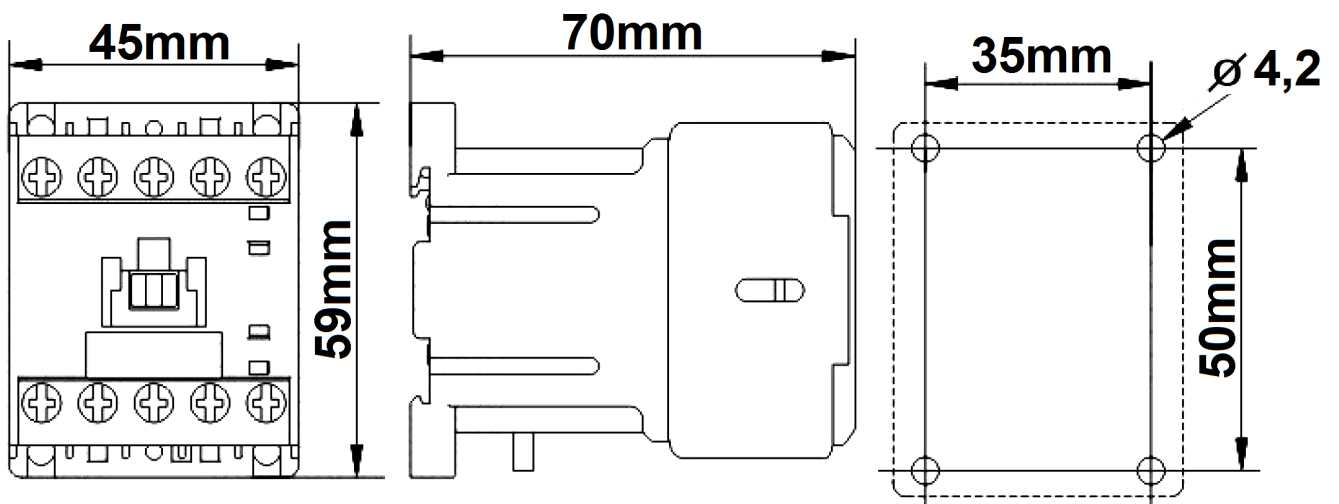


Dimensions

230VAC or 24VAC Coil



24VDC Coil



▀ Articles

Contactors 3-pole, CUBICO Mini, 5,5kW, 12A

Description	order no.
Contactors 3-pole, CUBICO Mini, 5,5kW, 12A, 1NO, 230VAC	LZDM1213--
Contactors 3-pole, CUBICO Mini, 5,5kW, 12A, 1NC, 230VAC	LZDM1223--
Contactors 3-pole, CUBICO Mini, 5,5kW, 12A, 1NO, 24VAC	LZDM1210--
Contactors 3-pole, CUBICO Mini, 5,5kW, 12A, 1NC, 24VAC	LZDM1220--
Contactors 3-pole, CUBICO Mini, 5,5kW, 12A, 1NO, 24VDC	LZDM1215--
Contactors 3-pole, CUBICO Mini, 5,5kW, 12A, 1NC, 24VDC	LZDM1225--