




**DSE CATALOG**  
Version 22-1

# HI QUALITY HI BOX ENCLOSURES

The Product of new material a lead in plastic technology



DSE HI BOX produces about 1,000 kinds of products from  
50 X 65 X 35mm~700 X 1000 X 305mm



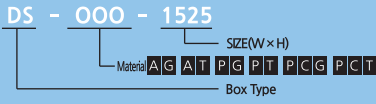
[www.dsehibox.com](http://www.dsehibox.com)

**RoHS** (Restriction of the use of certain Hazardous Substances)

DSE HI-BOX Products including all accessories fulfill the requirements of RoHS directive.


**DSE, Inc.**

HIBOX MODEL NO.



# DSE HI BOX LIST (SIZE)

## UNIQUE BOX Plastic draw latch



MODEL	W×H×D	Inch
UNP-000-1515-09	150×150×90	5.90×5.90×3.54
UNP-000-1515-12	150×150×120	5.90×5.90×4.72
UNP-000-1621-10	160×210×105	6.30×8.27×4.13
UNP-000-1621-13	160×210×135	6.30×8.27×5.31
UNP-000-1626-10	160×260×105	6.30×10.23×4.13
UNP-000-1626-13	160×260×135	6.30×10.23×5.31
UNP-000-1928-10	190×280×100	7.48×11.01×3.94
UNP-000-1928-14	190×280×140	7.48×11.01×5.51
UNP-000-2121-10	210×210×105	8.26×8.26×4.13
UNP-000-2121-13	210×210×135	8.26×8.26×5.31
UNP-000-2030-13	200×300×130	7.87×11.81×5.11
UNP-000-2030-15	200×300×150	7.87×11.81×5.90
UNP-000-2030-18	200×300×180	7.87×11.81×7.08
UNP-000-2535-15	270×370×150	10.63×14.57×5.90
UNP-000-2535-18	270×370×180	10.63×14.57×7.09
UNP-000-2828-13	280×280×130	11.02×11.02×5.12
UNP-000-3040-15	300×400×150	11.81×15.74×5.90
UNP-000-3040-18	300×400×180	11.81×15.74×7.08
UNP-000-3546-16	370×485×160	14.57×19.09×6.30
UNP-000-3546-20	370×485×200	14.57×19.09×7.87
UNP-000-4050-20	400×500×200	15.74×19.68×7.78
UNP-000-6080-18	630×830×185	24.80×32.67×7.28
UNP-000-6080-28	630×830×285	24.80×32.67×11.22

## UNIQUE BOX Sus draw latch




MODEL	W×H×D	Inch
UN-000-1515-09	150×150×90	5.90×5.90×3.54
UN-000-1515-12	150×150×120	5.90×5.90×4.72
UN-000-1621-10	160×210×105	6.30×8.27×4.13
UN-000-1621-12	160×210×135	6.30×8.27×5.31
UN-000-1626-10	160×260×105	6.30×10.23×4.13
UN-000-1626-13	160×260×135	6.30×10.23×5.31
UN-000-1928-10	190×280×100	7.48×11.01×3.94
UN-000-1928-14	190×280×140	7.48×11.01×5.51
UN-000-2121-10	210×210×105	8.26×8.26×4.13
UN-000-2121-13	210×210×135	8.26×8.26×5.31
UN-000-2030-13	200×300×130	7.87×11.81×5.11
UN-000-2030-15	200×300×150	7.87×11.81×5.90
UN-000-2030-18	200×300×180	7.87×11.81×7.08
UN-000-2535-15	270×370×150	10.63×14.57×5.90
UN-000-2535-18	270×370×180	10.63×14.57×7.09
UN-000-2828-13	280×280×130	11.02×11.02×5.12
UN-000-3040-15	300×400×150	11.81×15.74×5.90
UN-000-3040-18	300×400×180	11.81×15.74×7.08
UN-000-3546-16	370×485×160	14.57×19.09×6.30
UN-000-3546-20	370×485×200	14.57×19.09×7.87
UN-000-4050-20	400×500×200	15.74×19.68×7.87
UN-000-6080-18	630×830×185	24.80×32.67×7.28
UN-000-6080-28	630×830×285	24.80×32.67×11.22

## ECONOMY BOX



MODEL	W×H×D	Inch
EN-000-1013	100×130×70	3.93×5.11×2.75
EN-000-1015	100×150×70	3.93×5.90×2.75
EN-000-1020	100×200×70	3.93×7.87×2.75
EN-000-1027	100×270×70	3.93×10.63×2.75
EN-000-1515	150×150×90	5.90×5.90×3.54
EN-000-1520	160×210×100	6.30×8.27×3.93
EN-000-1818	195×195×150	7.68×7.68×5.90
EN-000-2227	225×275×120	8.86×10.83×4.72
EN-000-2030-S	200×300×130	7.78×11.81×5.11
EN-000-2030	200×300×160	7.87×11.81×6.29
EN-000-2030-B	200×300×200	7.87×11.81×7.87
EN-000-2535	250×350×150	9.84×13.78×5.90
EN-000-2535-B	250×350×180	9.84×13.78×7.08
EN-000-3040	300×400×160	11.81×15.74×6.29
EN-000-3040-B	300×400×180	11.81×15.74×7.08
EN-000-3545-S	350×450×160	13.78×17.71×6.29
EN-000-3545	350×450×200	13.78×17.71×7.87
EN-000-4050	400×500×160	15.74×19.68×6.29
EN-000-4050-B	400×500×200	15.74×19.68×7.87
EN-000-4353-S	430×530×160	16.92×20.86×6.29
EN-000-4353	430×530×200	16.92×20.86×7.87
EN-000-5060-S	530×630×180	20.87×24.80×7.08
EN-000-5060	530×630×250	20.87×24.80×9.84
EN-000-5070-S	530×730×180	20.87×28.74×7.08
EN-000-5070	530×730×250	20.87×28.74×9.84
EN-000-6080	600×800×280	23.62×31.50×11.02

## NICE BOX




MODEL	W×H×D	Inch
NE-000-1515	150×150×90	5.91×5.91×3.54
NE-000-1722	170×220×110	6.69×8.66×4.33
NE-000-1722-B	170×220×130	6.69×8.66×5.12
NE-000-1727	170×270×110	6.69×10.63×4.33
NE-000-1727-B	170×270×130	6.69×10.63×5.12
NE-000-2919-S	290×190×100	11.42×7.48×3.94
NE-000-2919	290×190×140	11.42×7.48×5.51
NE-000-1929-S	190×290×100	7.48×11.42×3.94
NE-000-1929-M	190×290×125	7.48×11.42×4.92
NE-000-1929	190×290×140	7.48×11.42×5.51
NE-000-2530-S	275×325×125	10.83×12.80×4.92
NE-000-2530	275×325×180	10.83×12.80×7.09
NE-000-2535	270×370×150	10.63×14.57×5.91
NE-000-3030-S	330×330×130	12.99×12.99×5.12
NE-000-3030	330×330×180	12.99×12.99×7.09
NE-000-2939-S	290×390×100	11.42×15.35×3.94
NE-000-2939-MS	290×390×125	11.42×15.35×4.92
NE-000-2939-M	290×390×140	11.42×15.35×5.51
NE-000-2939	290×390×160	11.42×15.35×6.30
NE-000-3546-S	370×485×160	14.57×19.09×6.30
NE-000-3546	370×485×200	14.57×19.09×7.87

## CONTROL BOX



MODEL	W×H×D	Inch
DS-000-012	225×275×120	8.86×10.83×4.72
DS-000-012-W	275×225×120	10.83×8.86×4.72
DS-000-013	200×300×130	8.86×10.83×5.12
DS-000-013-W	300×200×130	10.83×8.86×5.12
DS-000-015	200×300×150	7.87×11.81×5.91
DS-000-015-W	300×200×150	11.81×7.87×5.91
DS-000-01	200×300×180	7.87×11.81×7.09
DS-000-01-W	300×200×180	11.81×7.87×7.09
DS-000-025	300×400×150	7.87×11.81×5.91
DS-000-025-W	400×300×150	11.81×7.87×5.91
DS-000-02	300×400×180	11.81×15.75×7.09
DS-000-02-W	400×300×180	15.75×11.81×7.09
DS-000-036	400×500×160	11.81×15.75×6.30
DS-000-036-W	500×400×160	15.75×11.81×6.30
DS-000-03	400×500×200	15.75×19.69×7.87
DS-000-03-W	500×400×200	19.69×15.75×7.87
DS-000-04	400×600×230	15.75×23.62×9.06

## TERMINAL BLOCK BOX



MODEL	W×H×D	Inch
DS-PG-4P	85×55×40	3.35×2.71×1.57
DS-PG-6P	90×75×40	3.54×2.95×1.57
DS-PG-10P	110×75×40	4.33×2.95×1.57
DS-PG-15P	100×200×70	3.94×7.87×2.76
DS-PG-20P	170×160×70	6.69×6.30×2.76
DS-PG-4PT	85×55×40	3.35×2.71×1.57
DS-PG-6PT	90×75×40	3.54×2.95×1.57
DS-PG-15PT	100×200×70	3.94×7.87×2.76
DS-PG-20PT	110×230×70	4.33×9.06×2.76
DS-PG-40PT	110×230×70	4.33×9.06×2.76
DS-MTB-4P	70×50×40	2.76×1.97×1.57
DS-MTB-6P	85×55×40	3.35×2.17×1.57
DS-MTB-10P	110×75×40	4.33×2.95×1.57

# Materials & Composition

**A G**

· Material : ABS  
· Color : Gray

**A T**

· Material : Cover(PC), Body(ABS)  
· Color : Cover(Clear), Body(Gray)

**P G**

· Material : AC Flammability  
· Color : Gray

**P T**

· Material : Cover(PC), Body(AC)  
· Color : Cover(Clear), Body(Gray)


**P C G**

· Material : POLYESTER  
· Color : Gray

**P C T**

· Material : Cover(PC), Body(POLYESTER)  
· Color : Cover(Clear), Body(Gray)

## SWITCH BOX



MODEL	W×H×D	Inch
DS-000-0506-S	50×65×35	1.97×2.56×1.38
DS-000-0506	50×65×55	1.97×2.56×2.17
DS-000-0808	80×82×60	3.15×3.25×2.36
DS-000-0712	75×125×75	2.92×4.92×2.92
DS-000-0712-1	75×125×100	2.92×4.92×3.94
DS-000-0712-2	75×125×125	2.92×4.92×4.92
DS-000-0811-S	80×110×45	3.15×4.33×1.77
DS-000-0811-S1	80×110×60	3.15×4.33×2.36
DS-000-0811	80×110×70	3.15×4.33×2.76
DS-000-0811-1	80×110×85	3.15×4.33×3.35
DS-000-0813	80×130×70	3.15×5.12×2.76
DS-000-0813-1	80×130×85	3.15×5.12×2.76
DS-000-0816-S	80×160×55	3.15×6.30×2.17
DS-000-0816	80×160×90	3.15×6.30×3.54
DS-000-0818	80×180×70	3.15×7.09×2.76
DS-000-0818-1	80×180×85	3.15×7.09×3.35
DS-000-0820	80×200×70	3.15×7.09×2.76
DS-000-0825	80×250×70	3.15×9.84×2.76
DS-000-0825-1	80×250×85	3.15×9.84×3.35
DS-000-1010-S	100×100×75	3.93×3.93×2.95
DS-000-1010	100×100×100	3.93×3.93×3.93
DS-000-1212-S	125×125×75	4.92×4.92×2.92
DS-000-1212	125×125×100	4.92×4.92×3.94
DS-000-1217	125×175×75	4.92×6.89×2.92
DS-000-1217-1	125×175×100	4.92×6.89×3.94
DS-000-1417	140×170×95	5.51×6.69×3.74
DS-000-1123	110×230×70	4.33×9.06×2.76
DS-000-1423	140×230×95	5.51×9.06×3.74
DS-000-1515	150×150×100	5.94×5.91×3.94
DS-000-1520-S	150×200×75	5.91×7.78×2.95
DS-000-1520	150×200×100	5.91×7.87×3.94
DS-000-1520-S1	150×200×105	5.91×7.87×4.13
DS-000-1520-1	150×200×130	5.91×7.87×5.12
DS-000-1520-B	150×200×130	5.91×7.87×5.12
DS-000-1520-B1	150×200×160	5.91×7.87×6.30
DS-000-1525	150×250×100	5.91×9.84×3.94
DS-000-1525-1	150×250×130	5.91×9.84×5.12
DS-000-1525-B	150×250×130	5.91×9.84×5.12
DS-000-1525-B1	150×250×160	5.91×9.84×6.30
DS-000-1717	175×175×75	6.89×6.89×2.92
DS-000-1717-1	175×175×100	6.89×6.89×3.94
DS-000-1717-2	175×175×125	6.89×6.89×4.92
DS-000-1725	175×250×75	6.89×9.84×2.92
DS-000-1725-1	175×250×100	6.89×9.84×3.94
DS-000-2020-S	200×200×95	7.87×7.87×3.74
DS-000-2020	200×200×130	7.87×7.87×5.12
DS-000-2020-B	200×200×160	7.87×7.87×6.30

## TERMINAL BOX




MODEL	W×H×D	Inch
DS-000-1919	190×190×130	7.48×7.48×5.12
DS-000-2819	280×190×130	11.02×7.48×5.12
DS-000-2819-1	280×190×180	11.02×7.48×7.09
DS-000-2819-B	280×190×180	11.02×7.48×7.09
DS-000-2819-B1	280×190×230	11.02×7.48×9.05
DS-000-2819-1M	280×190×155	11.02×7.48×6.10
DS-000-3819	380×190×130	14.96×7.48×5.12
DS-000-3819-1	380×190×180	14.96×7.48×7.09
DS-000-3819-B	380×190×180	14.96×7.48×7.09
DS-000-3819-B1	380×190×230	14.96×7.48×9.05
DS-000-2828	280×280×130	11.02×11.02×5.12
DS-000-3428	340×280×130	13.39×11.02×5.12
DS-000-3828	380×280×130	14.96×11.02×5.12
DS-000-3828-1	380×280×180	14.96×11.02×7.09
DS-000-3828-B	380×280×180	14.96×11.02×7.09
DS-000-3828-B1	380×280×230	14.96×11.02×9.05
DS-000-5628	560×280×130	22.05×11.02×5.12
DS-000-5638	560×380×180	22.05×14.96×7.09

## DIE CAST BOX



MODEL	W×H×D	Inch
DS-000-0903	90×35×30	3.54×1.38×1.18
DS-000-0606	65×60×35	2.56×2.36×1.38
DS-000-0808	80×75×57	3.15×2.95×2.24
DS-000-1610	160×100×80	6.30×3.94×3.15
DS-000-1106	115×65×30	4.53×2.56×1.18
DS-000-1106-1	115×65×55	4.53×2.56×2.17
DS-000-1109	115×90×55	4.53×3.54×2.17
DS-000-1212	120×120×100	4.73×4.73×3.94
DS-000-1511	150×110×75	5.91×4.33×2.95
DS-000-1616	160×160×100	6.30×6.30×3.94
DS-000-1808	180×80×60	7.09×3.15×2.36
DS-000-2508	250×80×60	9.84×3.15×2.36
DS-000-1712	170×120×55	6.69×4.73×3.15
DS-000-2212	220×120×80	8.86×4.73×3.15
DS-000-2215	225×150×55	8.86×5.91×2.17
DS-000-2215-1	225×150×80	8.86×5.91×3.15
DS-000-2616-S	260×160×70	10.24×6.30×2.76
DS-000-2616	260×160×90	10.24×6.30×3.54

## UNITE BOX



MODEL	W×H×D	Inch
PL-000-0609	65×95×56	3.74×2.56×2.20
PL-000-0709	70×90×50	3.54×2.76×1.97
PL-000-0816	85×165×50	6.50×3.35×1.97

## ALUMINIUM TERMINAL BLOCK BOX



MODEL	W×H×D	Inch
DS-000-10PT	115×90×55	4.53×3.54×2.17
DS-000-15P	160×100×80	6.30×3.94×3.15
DS-000-15PT	160×100×80	6.30×3.94×3.15
DS-000-20P	220×120×80	8.66×4.73×3.15
DS-000-20PT	220×120×80	8.66×4.73×3.15
DS-000-40P	260×160×90	10.24×6.30×3.54

## ELECTRONIC BOX



MODEL	W×H×D	Inch
EL-000-1308	80×130×35	3.15×5.12×1.38
EL-000-1313	130×130×35	5.12×5.12×1.38
EL-000-1318	130×180×35	5.12×7.09×1.38
EL-000-1318-B	80×130×60	3.15×5.12×2.36
EL-000-1313-B	130×130×60	5.12×5.12×2.36
EL-000-1318-B	130×180×60	5.12×7.09×2.36


## BIG BOX



MODEL	W×H×D	Inch
DS-000-07	600×800×280	23.62×31.50×11.02
SM-000-09	700×1000×305	27.56×39.37×12.01
UN-000-6080-18	630×830×185	24.80×32.68×7.28
UN-000-6080-28	630×830×285	24.80×32.68×11.22

# Unique Box

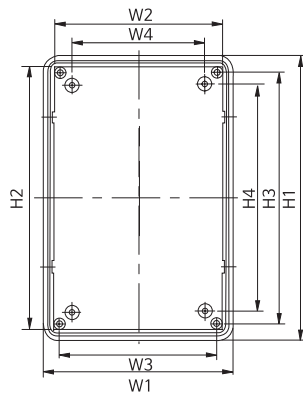
Plastic draw latch Type for Opening/Closing - IP67



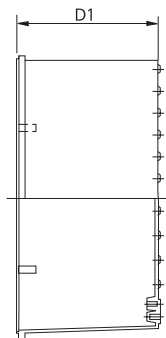
Model	Division	H1	H2	H3	H4	W1	W2	W3	W4	D1	D2	M1	M2
UNP-1515-09		150	129	120	110	150	129	120	110	70	20	122	122
UNP-1515-12		157	129	116	110	150	129	116	10	100	20	122	122
UNP-1621-10		217	189	170	160	160	139	120		75	30	187	136
UNP-1621-13		217	189	170	160	160	139	120		105	30	187	136
UNP-1626-10		267	239	220	210	160	139	120		75	30	236	136
UNP-1626-13		267	239	220	210	160	139	120		105	30	236	136
UNP-1928-10		287	259	240	210	190	169	150	120	70	30	251	161
UNP-1928-14		287	259	240	210	190	169	150	120	110	30	251	161
UNP-2030-13		307	279	252	225	200	179	152	127	100	30	268	170
UNP-2030-15		307	279	252	225	200	179	152	127	120	30	268	170
UNP-2030-18		307	279	252	225	200	179	152	127	150	30	268	170
UNP-2121-10		217	189	170	160	210	189	170	150	75	30	188	188
UNP-2121-13		217	189	170	160	210	189	170	150	105	30	188	188
UNP-2535-15		377	349	332	286	269	249	232	186	120	30	330	229
UNP-2535-18		377	349	332	286	269	249	232	186	150	30	330	229
UNP-2828-13		289	359	240	210	280	259	240	216	100	30	251	251
UNP-3040-15		407	379	352	327	300	279	252	228	120	30	362	265
UNP-3040-18		407	379	352	327	300	279	252	228	150	30	362	265
UNP-3546-16		491	463	442	410	370	348	323	296	130	30	448	333
UNP-3546-20		491	463	442	410	370	348	323	296	170	30	448	333
UNP-4050-20		500	476	454	427	400	375	352	327	170	30	462	362
UNP-6080-18		831	800	772	728	631	600	573	532	150	35	790	560
UNP-6080-28		831	800	772	728	631	600	573	532	250	35	790	560

### Dimension

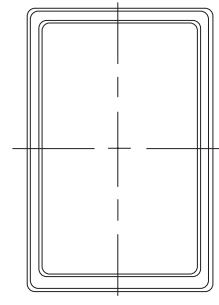
(Allowable error: ± 1mm)



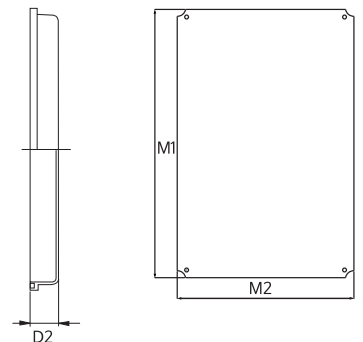
BODY



COVER



PLATE



※ 000 mark of product at the above product list is to express a material.

Dimensions(mm)			Inch	Part Number				Internal Plate			
Width	Height	Depth		AG	AT	PG	PT	PCG	PCT	STEEL	PLASTIC
										Steel Mounting Plate	Plastic Mounting Plate
150	150	90	5.90×5.90×3.54	UNP-000-1515-09				DS-1515	DS-1515 PL		
150	150	120	5.90×5.90×4.72	UNP-000-1515-12				DS-1515	DS-1515 PL		
160	210	105	6.30×8.27×4.13	UNP-000-1621-10				DS-1621	DS-1621 PL		
160	210	135	6.30×8.27×5.31	UNP-000-1621-13				DS-1621	DS-1621 PL		
160	260	105	6.30×10.23×4.13	UNP-000-1626-10				DS-1626	DS-1626 PL		
160	260	135	6.30×10.23×5.31	UNP-000-1626-13				DS-1626	DS-1626 PL		
190	280	100	7.48×11.01×3.94	UNP-000-1928-10				DS-1928	DS-1928 PL		
190	280	140	7.48×11.01×5.51	UNP-000-1928-14				DS-1928	DS-1928 PL		
210	210	105	8.26×8.26×4.13	UNP-000-2121-10				DS-2121	DS-2121 PL		
210	210	135	8.26×8.26×5.31	UNP-000-2121-13				DS-2121	DS-2121 PL		
200	300	130	7.87×11.81×5.11	UNP-000-2030-13				DS-2030	DS-2030 PL		
200	300	150	7.87×11.81×5.90	UNP-000-2030-15				DS-2030	DS-2030 PL		
200	300	180	7.87×11.81×7.08	UNP-000-2030-18				DS-2030	DS-2030 PL		
270	370	150	10.63×14.57×5.90	UNP-000-2535-15				DS-2535	DS-2535 PL		
270	370	180	10.63×14.57×7.08	UNP-000-2535-18				DS-2535	DS-2535 PL		
280	280	130	11.02×11.02×5.12	UNP-000-2828-13				DS-2828	DS-2828 PL		
300	400	150	11.81×15.74×5.90	UNP-000-3040-15				DS-3040	DS-3040 PL		
300	400	180	11.81×15.74×7.08	UNP-000-3040-18				DS-3040	DS-3040 PL		
350	465	160	14.57×19.09×6.30	UNP-000-3546-16				DS-3546	DS-3546 PL		
350	465	200	14.57×19.09×7.87	UNP-000-3546-20				DS-3546	DS-3546 PL		
400	500	200	15.74×19.68×7.87	UNP-000-4050-20				DS-4050	DS-4050 PL		
630	830	185	24.80×32.67×7.28	UNP-000-6080-18				DS-6080			
630	830	285	24.80×32.67×11.22	UNP-000-6080-28				DS-6080			

Waterproof, Dustproof, Protection Class	IP67	
Impact Test	IK08	
Temperature Table	AG (ABS)	PG (PC/ABS)
	-40°C ~ +85°C	-40°C ~ +90°C
	PCG (PBT/PC)	Clear cover (PC)
	-40°C ~ +100°C	-40°C ~ +130°C
Flammability	ABS : 94-HB	
	PC / ABS : 94-5VB~5VA	
	PBT : 94-5VA	
	PC : 94-HB, 94-V-0~5VA	

## Materials & Composition Table

<b>AG</b>	· Material : ABS · Color : Gray	<b>AT</b>	· Material : Cover(PC), Body(ABS) · Color : Cover(Clear), Body(Gray)
<b>PG</b>	· Material : AC Flammability · Color : Gray	<b>PT</b>	· Material : Cover(PC), Body(AC) · Color : Cover(Clear), Body(Gray)
<b>PCG</b>	· Material : POLYESTER · Color : Gray	<b>PCT</b>	· Material : Cover(PC), Body(POLYESTER) · Color : Cover(Clear), Body(Gray)

ABS : Acrylonitrile Butadiene Styrene

P C : PolyCarbonate

Polyester : PBT+PC

AC : ABS(30%)+PC(70%)

## Application Accessories



Bracket



DS-VH-40



DS-VH-50



DS-VH-60 / DS-VH-80  
(75×75mm) (100×100mm)



Clip



DSK-40



DSK-20



DSK-20M



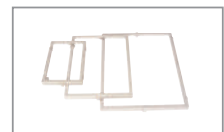
DS-C-65



DS-C-60



DS-CH-60



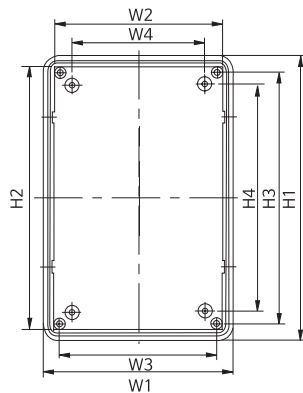
DSF-2030,2535,3040,3546



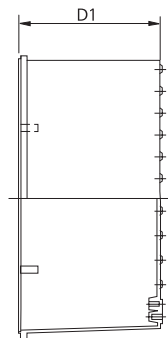
Model	Division	H1	H2	H3	H4	W1	W2	W3	W4	D1	D2	M1	M2
UN-1515-09		150	129	120	110	150	129	120	110	70	20	122	122
UN-1515-12		157	129	116	110	150	129	116	10	100	20	122	122
UN-1621-10		217	189	170	160	160	139	120		75	30	187	136
UN-1621-13		217	189	170	160	160	139	120		105	30	187	136
UN-1626-10		267	239	220	210	160	139	120		75	30	236	136
UN-1626-13		267	239	220	210	160	139	120		105	30	236	136
UN-1928-10		287	259	240	210	190	169	150	120	70	30	251	161
UN-1928-14		287	259	240	210	190	169	150	120	110	30	251	161
UN-2030-13		307	279	252	225	200	179	152	127	100	30	268	170
UN-2030-15		307	279	252	225	200	179	152	127	120	30	268	170
UN-2030-18		307	279	252	225	200	179	152	127	150	30	268	170
UN-2121-10		217	189	170	160	210	189	170	150	75	30	188	188
UN-2121-13		217	189	170	160	210	189	170	150	105	30	188	188
UN-2535-15		377	349	332	286	269	249	232	186	120	30	330	229
UN-2535-18		377	349	332	286	269	249	232	186	150	30	330	229
UN-2828-13		289	359	240	210	280	259	240	216	100	30	251	251
UN-3040-15		407	379	352	327	300	279	252	228	120	30	362	265
UN-3040-18		407	379	352	327	300	279	252	228	150	30	362	265
UN-3546-16		491	463	442	410	370	348	323	296	130	30	448	333
UN-3546-20		491	463	442	410	370	348	323	296	170	30	448	333
UN-4050-20		500	476	454	427	400	375	352	327	170	30	462	362
UN-6080-18		831	800	772	728	631	600	573	532	150	35	790	560
UN-6080-28		831	800	772	728	631	600	573	532	250	35	790	560

### Dimension

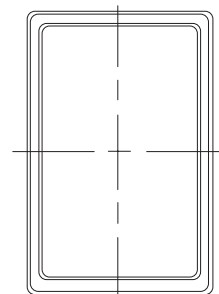
(Allowable error: ± 1mm)



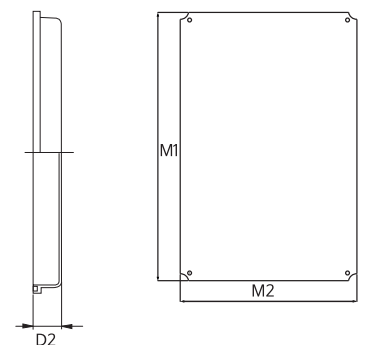
BODY



COVER



PLATE



※ 000 mark of product at the above product list is to express a material.

Dimensions(mm)			Inch	Part Number				Internal Plate			
Width	Height	Depth		AG	AT	PG	PT	PCG	PCT	STEEL	PLASTIC
										Steel Mounting Plate	Plastic Mounting Plate
150	150	90	5.90×5.90×3.54	UN-000-1515-09				DS-1515	DS-1515 PL		
150	150	120	5.90×5.90×4.72	UN-000-1515-12				DS-1515	DS-1515 PL		
160	210	105	6.30×8.27×4.13	UN-000-1621-10				DS-1621	DS-1621 PL		
160	210	135	6.30×8.27×5.31	UN-000-1621-13				DS-1621	DS-1621 PL		
160	260	105	6.30×10.23×4.13	UN-000-1626-10				DS-1626	DS-1626 PL		
160	260	135	6.30×10.23×5.31	UN-000-1626-13				DS-1626	DS-1626 PL		
190	280	100	7.48×11.01×3.94	UN-000-1928-10				DS-1928	DS-1928 PL		
190	280	140	7.48×11.01×5.51	UN-000-1928-14				DS-1928	DS-1928 PL		
210	210	105	8.26×8.26×4.13	UN-000-2121-10				DS-2121	DS-2121 PL		
210	210	135	8.26×8.26×5.31	UN-000-2121-13				DS-2121	DS-2121 PL		
200	300	130	7.87×11.81×5.11	UN-000-2030-13				DS-2030	DS-2030 PL		
200	300	150	7.87×11.81×5.90	UN-000-2030-15				DS-2030	DS-2030 PL		
200	300	180	7.87×11.81×7.08	UN-000-2030-18				DS-2030	DS-2030 PL		
270	370	150	10.63×14.57×5.90	UN-000-2535-15				DS-2535	DS-2535 PL		
270	370	180	10.63×14.57×7.08	UN-000-2535-18				DS-2535	DS-2535 PL		
280	280	130	11.02×11.02×5.12	UN-000-2828-13				DS-2828	DS-2828 PL		
300	400	150	11.81×15.74×5.90	UN-000-3040-15				DS-3040	DS-3040 PL		
300	400	180	11.81×15.74×7.08	UN-000-3040-18				DS-3040	DS-3040 PL		
350	465	160	14.57×19.09×6.30	UN-000-3546-16				DS-3546	DS-3546 PL		
350	465	200	14.57×19.09×7.87	UN-000-3546-20				DS-3546	DS-3546 PL		
400	500	200	15.74×19.68×7.87	UN-000-4050-20				DS-4050	DS-4050 PL		
630	830	185	24.80×32.67×7.28	UN-000-6080-18				DS-6080			
630	830	285	24.80×32.67×11.22	UN-000-6080-28				DS-6080			

Waterproof, Dustproof, Protection Class	IP67	
Impact Test	IK08	
Temperature Table	AG (ABS)	PG (PC/ABS)
	-40°C ~ +85°C	-40°C ~ +90°C
	PCG (PBT/PC)	Clear cover (PC)
	-40°C ~ +100°C	-40°C ~ +130°C
Flammability	ABS : 94-HB	
	PC / ABS : 94-5VB~5VA	
	PBT : 94-5VA	
	PC : 94-HB, 94-V-0~5VA	

## Materials & Composition Table

<b>A G</b>	· Material : ABS · Color : Gray	<b>A T</b>	· Material : Cover(PC), Body(ABS) · Color : Cover(Clear), Body(Gray)
<b>P G</b>	· Material : AC Flammability · Color : Gray	<b>P T</b>	· Material : Cover(PC), Body(AC) · Color : Cover(Clear), Body(Gray)
<b>P C G</b>	· Material : POLYESTER · Color : Gray	<b>P C T</b>	· Material : Cover(PC), Body(POLYESTER) · Color : Cover(Clear), Body(Gray)

ABS : Acrylonitrile Butadiene Styrene

P C : PolyCarbonate

Polyester : PBT+PC

AC : ABS(30%)+PC(70%)

## Application Accessories



Bracket



DS-VH-40



DS-VH-50



DS-VH-60 / DS-VH-80  
(75×75mm) (100×100mm)



Clip



DSK-40



DSK-20



DSK-20M



DS-C-65



DS-C-60



DS-CH-60



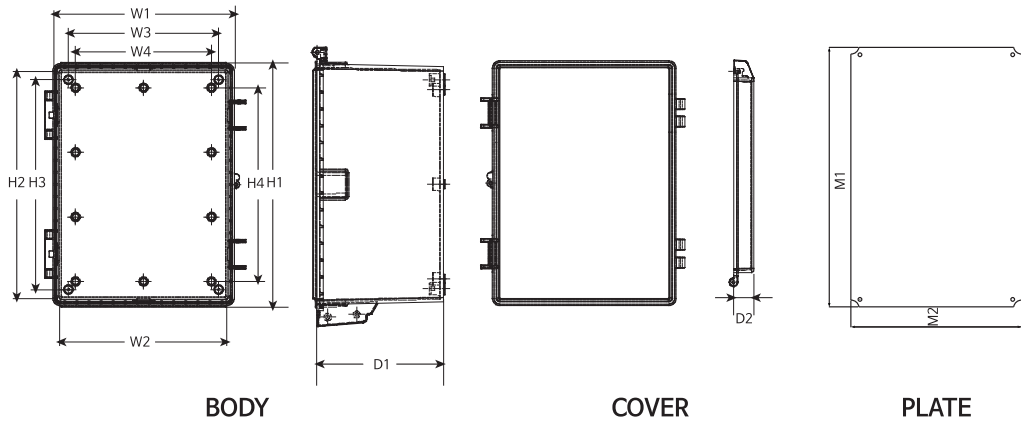
DSF-2030,2535,3040,3546



Model	Division	H1	H2	H3	H4	W1	W2	W3	W4	D1	D2	M1	M2
SM-015		300	280	252	225.5	200	179	152	128	120	30	268	170
SM-01		300	280	252	225.5	200	179	152	128	150	30	268	170
SM-02		400	380	347	324	300	278	252	225	150	30	362	265
SM-09		1000	965	939	899	700	665	640	570	270	35	948	623

### Dimension

(Allowable error: ± 1mm)



[SM-000-09]





※ 000 mark of product at the above product list is to express a material.

Dimensions(mm)			Inch	Part Number				Internal Plate			
Width	Height	Depth		AG	AT	PG	PT	PCG	PCT	STEEL	PLASTIC
										Steel Mounting Plate	Plastic Mounting Plate
200	300	150	7.87×11.81×5.91	SM-000-015				DS-015	DS-015 PL		
200	300	180	7.87×11.81×7.09	SM-000-01				DS-01	DS-01 PL		
300	400	180	11.81×15.75×7.09	SM-000-02				DS-02	DS-02 PL		
700	1000	305	27.56×39.37×12.01	SM-000-09				DS-09			

Waterproof, Dustproof, Protection Class	IP66, IP68	
Impact Test	IK08	
Temperature Table	AG(ABS)	PG(PC/ABS)
	-40°C ~+85°C	-40°C ~+90°C
	PCG(PBT/PC)	Clear cover (PC)
	-40°C ~+100°C	-40°C ~+130°C
Flammability	ABS : 94-HB	
	PC / ABS : 94-5VB~5VA	
	PBT : 94-5VA	
	PC : 94-HB, 94-V-0~5VA	

## Materials & Composition Table

<b>A G</b>	· Material : ABS · Color : Gray	<b>A T</b>	· Material : Cover(PC), Body(ABS) · Color : Cover(Clear), Body(Gray)
<b>P G</b>	· Material : AC Flammability · Color : Gray	<b>P T</b>	· Material : Cover(PC), Body(AC) · Color : Cover(Clear), Body(Gray)
<b>P C G</b>	· Material : POLYESTER · Color : Gray	<b>P C T</b>	· Material : Cover(PC), Body(POLYESTER) · Color : Cover(Clear), Body(Gray)

ABS : Acrylonitrile Butadiene Styrene

PC : PolyCarbonate

Polyester : PBT+PC

AC : ABS(30%)+PC(70%)

## Application Accessories



Bracket



DS-VH-40



DS-VH-50



DS-VH-60 / DS-VH-80  
(75×75mm) (100×100mm)



Clip



DSK-40



DSK-20



DSK-20M



DS-C-65



DS-C-60



DS-CH-60



Plastic Draw Latch

# Economy Box

Product released in 2009

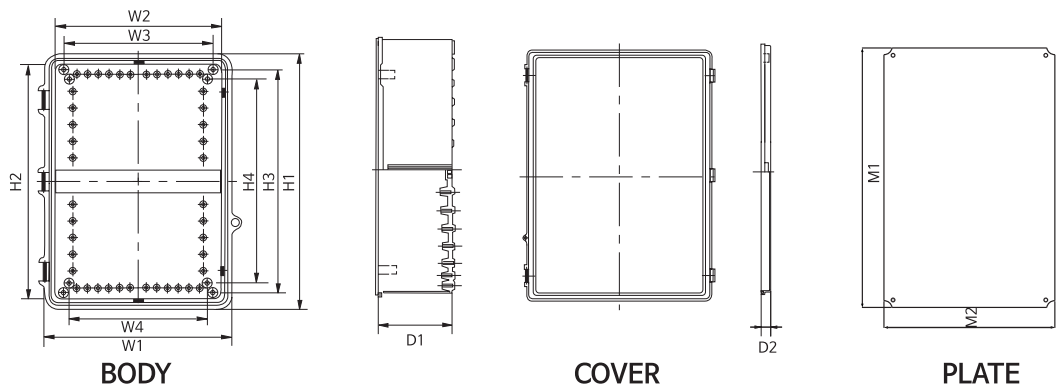
Plastic draw latch Type for Opening/Closing - IP67



Model	Division	H1	H2	H3	H4	W1	W2	W3	W4	D1	D2	M1	M2
EN-1013		130	111	96	80	99.5	81	66		50	20.5	91	64
EN-1015		150	131.5	116	110	99.5	81	66		50	20.5	115	65
EN-1020		200.5	181	166	159.6	99.5	81	66		50	20.5	166	65
EN-1027		270	250	236	229.6	99.5	81	66		50	20.5	235	65
EN-1515		150	136	121.8	111.5	150	136	121.8	111.5	70	20	122	122
EN-1520		211.5	193	178	160	161.5	143.5	128.2		75	25	187	136
EN-1818		196	180	163.5	144.5	196	180	163.5	144.5	120	25	175	175
EN-2227		275	255	240	210	225	205	189	160	90	30	244	197
EN-2030-S		304.5	284	256	229	203	183	154	129.5	102	30	268	170
EN-2030		304.5	284	256	229	203	183	154	129.5	132	30	268	170
EN-2030-B		304.5	284	256	229	203	183	154	129.5	173	30	268	170
EN-2535		356	330	310	271	250	230	210	179	120	30	319	218
EN-2535-B		356	330	310	271	250	230	210	179	150	30	319	218
EN-3040		410	384.5	357	330	304.5	280	255.5	231.5	132	30.5	362	265
EN-3040-B		410	385	357	330	305	280	256	231	150	30	362	265
EN-3545-S		450	423	402	365	350	321	302	274	130	30	410	308
EN-3545		450	423	402	365	350	321	302	274	170	30	410	308
EN-4050		500	478	454	425	400	367.8	354	339.5	130	30	462	362
EN-4050-B		500	478	454	425	400	378	354	339.5	170	30	462	362
EN-4353-S		532	500	457	420	433	399	357	328	130	30	462	362
EN-4353		532	500	457	420	433	399	357	328	170	30	462	362
EN-5060-S		634	599	576	540	534	500	477	444	150	32	583	472
EN-5060		634	600	577	540	534	500	477	445	220	32	583	472
EN-5070-S		734	699	676	644	534	499	477	444	150	30	670	478
EN-5070		734	700	677	645	534	500	477	445	220	30	670	478
EN-6080		810	777	760	704	607	574	556	517	257	25	724	528

## Dimension

(Allowable error: ± 1mm)



※ 000 mark of product at the above product list is to express a material.

Dimensions(mm)			Inch	Part Number				Internal Plate			
Width	Height	Depth		AG	AT	PG	PT	PCG	PCT	STEEL	PLASTIC
										Steel Mounting Plate	Plastic Mounting Plate
100	130	70	3.93×5.11×2.75	EN-000-1013				DS-1013	DS-1013 PL		
100	150	70	3.93×5.90×2.75	EN-000-1015				DS-1015	DS-1015 PL		
100	200	70	3.93×7.87×2.75	EN-000-1020				DS-1020	DS-1020 PL		
100	270	70	3.93×10.63×2.75	EN-000-1027				DS-1027	DS-1027 PL		
150	150	90	5.90×5.90×3.54	EN-000-1515				DS-1515	DS-1515 PL		
160	210	100	6.30×8.27×3.93	EN-000-1520				DS-1520	DS-1520 PL		
195	195	145	7.67×7.67×5.79	EN-000-1818				DS-1818	DS-1818 PL		
225	275	120	8.86×10.83×4.72	EN-000-2227				DS-2227	DS-2227 PL		
200	300	130	7.87×11.81×5.11	EN-000-2030-S				DS-2030	DS-2030 PL		
200	300	160	7.87×11.81×6.29	EN-000-2030				DS-2030	DS-2030 PL		
200	300	200	7.87×11.81×7.87	EN-000-2030-B				DS-2030	DS-2030 PL		
250	350	150	9.84×13.78×5.90	EN-000-2535				DS-2535	DS-2535 PL		
250	350	180	9.84×13.78×7.08	EN-000-2535-B				DS-2535	DS-2535 PL		
300	400	160	11.81×15.74×6.29	EN-000-3040				DS-3040	DS-3040 PL		
300	400	180	11.81×15.74×7.08	EN-000-3040-B				DS-3040	DS-3040 PL		
350	450	160	13.78×17.71×6.29	EN-000-3545-S				DS-3545	DS-3545 PL		
350	450	200	13.78×17.71×7.87	EN-000-3545				DS-3545	DS-3545 PL		
400	500	160	15.74×19.68×6.29	EN-000-4050				DS-4050	DS-4050 PL		
400	500	200	15.74×19.68×7.87	EN-000-4050-B				DS-4050	DS-4050 PL		
430	530	160	16.92×20.86×6.29	EN-000-4353-S				DS-4353	DS-4353 PL		
430	530	200	16.92×20.86×7.87	EN-000-4353				DS-4353	DS-4353 PL		
530	630	180	20.86×24.80×7.08	EN-000-5060-S				DS-5060			
530	630	250	20.86×24.80×9.84	EN-000-5060				DS-5060			
530	730	180	20.86×28.74×7.08	EN-000-5070-S				DS-5070			
530	730	250	20.86×28.74×9.84	EN-000-5070				DS-5070			
600	800	280	23.62×31.50×11.02	EN-000-6080				DS-6080			

Waterproof, Dustproof, Protection Class	IP67	
Impact Test	IK08	
Temperature Table	AG(ABS)	PG(PC/ABS)
	-40°C ~+85°C	-40°C ~+90°C
	PCG(PBT/PC)	Clear cover (PC)
	-40°C ~+100°C	-40°C ~+130°C
Flammability	ABS : 94-HB	
	PC / ABS : 94-5VB~5VA	
	PBT : 94-5VA	
	PC : 94-HB, 94-V-0~5VA	

## Materials & Composition Table

<b>A G</b>	· Material : ABS · Color : Gray	<b>A T</b>	· Material : Cover (PC), Body (ABS) · Color : Cover (Clear), Body (Gray)
<b>P G</b>	· Material : AC Flammability · Color : Gray	<b>P T</b>	· Material : Cover (PC), Body (AC) · Color : Cover (Clear), Body (Gray)
<b>P C G</b>	· Material : POLYESTER · Color : Gray	<b>P C T</b>	· Material : Cover (PC), Body (POLYESTER) · Color : Cover (Clear), Body (Gray)

ABS : Acrylonitrile Butadiene Styrene

P C : PolyCarbonate

Polyester : PBT+PC

AC : ABS (30%)+PC (70%)

## Application Accessories



Bracket

DSD SET

DS-VH-40

DS-VH-50

DSK-40

DSK-20

DSK-20M

DSK-CH-50

Latch

# Control Box

Product released in 1994

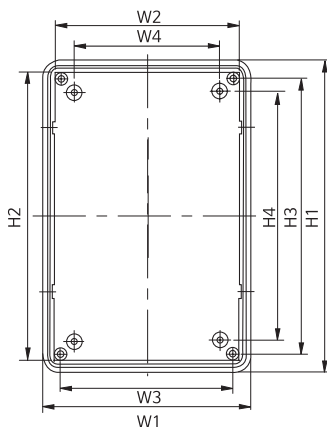
SUS draw latch Type for Opening/Closing - IP67



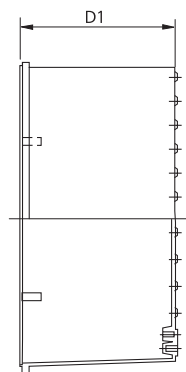
Model	Division	H1	H2	H3	H4	W1	W2	W3	W4	D1	D2	M1	M2
DS-012		276	256	240	210	225	205	189	160	92	30	244	197
DS-012-W		276	256	240	210	225	205	189	160	92	30	244	197
DS-013		300	280	252	226	200	178	152	129	100	30	268	170
DS-013-W		300	280	252	226	200	178	152	129	100	30	268	170
DS-015		300	280	252	226	200	178	152	129	122	30	268	170
DS-015-W		300	280	252	226	200	178	152	129	122	30	268	170
DS-01		300	279	253	225	200	178	152	128	150	30	268	170
DS-01-W		300	279	253	225	200	178	152	128	150	30	268	170
DS-025		400	379	352	325.5	300	279	252	228	120	30	362	265
DS-025-W		400	379	352	325.5	300	279	252	228	120	30	362	265
DS-02		400	380	352	325	300	281	252	230	148	30	362	265
DS-02-W		400	380	352	325	300	281	252	230	148	30	362	265
DS-036		500	478	454	425	400	378	354	230	130	30	462	362
DS-036-W		500	478	454	425	400	378	354	340	130	30	462	362
DS-03		500	479	452	420	400	379	352	340	170	30	462	362
DS-03-W		500	479	452	420	400	379	352	328	170	30	462	362
DS-04		600	579	552	525	400	378	352	328	200	30	559	362

## Dimension

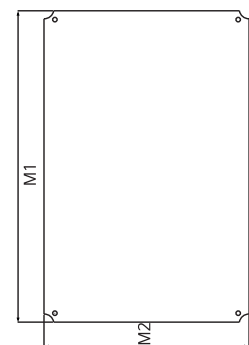
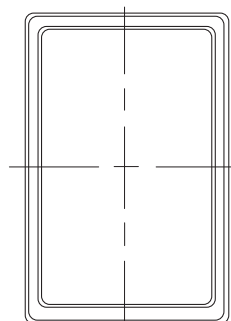
(Allowable error: ± 1mm)



BODY



COVER



PLATE

※ 000 mark of product at the above product list is to express a material.

Dimensions(mm)			Inch	Part Number				Internal Plate			
Width	Height	Depth		AG	AT	PG	PT	PCG	PCT	STEEL	PLASTIC
										Steel Mounting Plate	Plastic Mounting Plate
225	275	120	8.86×10.83×4.72	DS-000-012				DS-012	DS-012 PL		
275	225	120	10.83×8.86×4.72	DS-000-012-W				DS-012	DS-012 PL		
200	300	130	7.87×11.81×5.12	DS-000-013				DS-013	DS-013 PL		
300	200	130	11.81×7.87×5.12	DS-000-013-W				DS-013	DS-013 PL		
200	300	150	7.87×11.81×5.91	DS-000-015				DS-015	DS-015 PL		
300	200	150	11.81×7.87×5.91	DS-000-015-W				DS-015	DS-015 PL		
200	300	180	7.87×11.81×7.09	DS-000-01				DS-01	DS-01 PL		
300	200	180	11.81×7.87×7.09	DS-000-01-W				DS-01	DS-01 PL		
300	400	150	11.81×15.75×5.91	DS-000-025				DS-025	DS-025 PL		
400	300	150	15.75×11.81×5.91	DS-000-025-W				DS-025	DS-025 PL		
300	400	180	11.81×15.75×7.09	DS-000-02				DS-02	DS-02 PL		
400	300	180	15.75×11.81×7.09	DS-000-02-W				DS-02	DS-02 PL		
400	500	160	15.75×19.63×6.30	DS-000-036				DS-036	DS-036 PL		
500	400	160	19.63×15.75×6.30	DS-000-036-W				DS-036	DS-036 PL		
400	500	200	15.75×19.63×7.87	DS-000-03				DS-03	DS-03 PL		
500	400	200	19.63×15.75×7.87	DS-000-03-W				DS-03	DS-03 PL		
400	600	230	15.75×23.62×9.06	DS-000-04				DS-04			

Waterproof, Dustproof, Protection Class	IP67	
Impact Test	IK08	
Temperature Table	AG(ABS)	PG(PC/ABS)
	-40℃ ~+85℃	-40℃ ~+90℃
	PCG(PBT/PC)	Clear cover (PC)
	-40℃ ~+100℃	-40℃ ~+130℃
Flammability	ABS : 94-HB	
	PC / ABS : 94-5VB~5VA	
	PBT : 94-5VA	
	PC : 94-HB, 94-V-0~5VA	

## Materials & Composition Table

<b>AG</b>	· Material : ABS · Color : Gray	<b>AT</b>	· Material : Cover(PC), Body(ABS) · Color : Cover(Clear), Body(Gray)
<b>PG</b>	· Material : AC Flammability · Color : Gray	<b>PT</b>	· Material : Cover(PC), Body(AC) · Color : Cover(Clear), Body(Gray)
<b>PCG</b>	· Material : POLYESTER · Color : Gray	<b>PCT</b>	· Material : Cover(PC), Body(POLYESTER) · Color : Cover(Clear), Body(Gray)

ABS : Acrylonitrile Butadiene Styrene

P C : PolyCarbonate

Polyester : PBT+PC

AC : ABS(30%)+PC(70%)

## Application Accessories

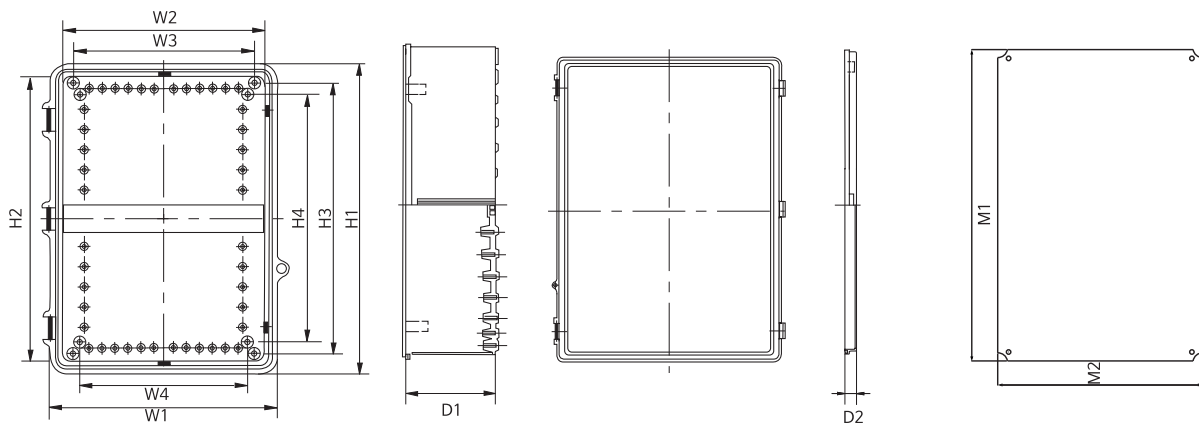




Model	Division	H1	H2	H3	H4	W1	W2	W3	W4	D1	D2	M1	M2
NE-1515		150	130	120	109	150	130	120		70	21	122	122
NE-1722		222.7	200	182	161	172.7	150	132		80	30	187	136
NE-1727		274	254	236	210	172	152	134		80	30	236	136
NE-1929-S		287	265	253	210	190	168	156	120	70	30	251	161
NE-1929-M		287	265	253	210	190	168	156	120	95	30	251	161
NE-1929		287	266	253	210	190	169	156	120	110	30	251	161
NE-2919-S		190	168	156	120	287	265	253	210	70	30	251	161
NE-2919		190	168	156	120	287	265	253	210	110	30	251	161
NE-2530-S		325	305	295	275	275	255	245	225	95	30	287	240
NE-2530		325	305	295	275	275	255	245	225	150	30	287	240
NE-3030-S		330	307	280	254	330	307	280	254	104	30	291	291
NE-3030		330	307	280	250	330	307	280	250	149	30	291	291
NE-2939-S		397	380	360	323	297	276	265	224	70	30	362	265
NE-2939-M		397	380	360	323	297	276	265	224	110	30	362	265
NE-2939		397	378	360	325	297	277	265	228	130	30	362	265
NE-2535		369	349	330	290	269	249	230	192	120	30	330	229
NE-3546-S		486	460	442	410	372	350	324	305	130	30	448	333
NE-3546		486	466	442	410	372	350	324	296	169	30	448	333

## Dimension

(Allowable error: ± 1mm)



BODY

COVER

PLATE

※ 000 mark of product at the above product list is to express a material.

Dimensions(mm)			Inch	Part Number				Internal Plate			
Width	Height	Depth		AG	AT	PG	PT	PCG	PCT	STEEL	PLASTIC
										Steel Mounting Plate	Plastic Mounting Plate
150	150	90	5.91×5.91×3.54	NE-000-1515				DS-1515	DS-1515 PL		
170	220	110	6.69×8.66×4.33	NE-000-1722				DS-1722	DS-1722 PL		
170	220	130	6.69×8.66×5.12	NE-000-1722-B				DS-1722	DS-1722 PL		
170	270	110	6.69×10.63×4.33	NE-000-1727				DS-1727	DS-1727 PL		
170	270	130	6.69×10.63×5.12	NE-000-1727-B				DS-1727	DS-1727 PL		
290	190	100	11.42×7.48×3.94	NE-000-2919-S				DS-2919	DS-2919 PL		
290	190	140	11.42×7.48×5.51	NE-000-2919				DS-2919	DS-2919 PL		
190	290	100	7.48×11.42×4.92	NE-000-1929-S				DS-1929	DS-1929 PL		
190	290	125	7.48×11.42×5.51	NE-000-1929-M				DS-1929	DS-1929 PL		
190	290	140	10.82×12.79×4.92	NE-000-1929				DS-1929	DS-1929 PL		
275	325	125	10.82×12.79×4.92	NE-000-2530-S				DS-2530	DS-2530 PL		
275	325	180	10.82×12.79×7.09	NE-000-2530				DS-2530	DS-2530 PL		
270	370	150	10.62×14.56×5.91	NE-000-2535				DS-2535	DS-2535 PL		
330	330	130	13.00×13.00×5.12	NE-000-3030-S				DS-3030	DS-3030 PL		
330	330	180	13.00×13.00×7.09	NE-000-3030				DS-3030	DS-3030 PL		
290	390	100	11.42×15.35×3.94	NE-000-2939-S				DS-2939	DS-2939 PL		
290	390	140	11.42×15.35×5.51	NE-000-2939-M				DS-2939	DS-2939 PL		
290	390	160	11.42×15.35×6.30	NE-000-2939				DS-2939	DS-2939 PL		
370	485	160	14.56×19.09×6.30	NE-000-3546-S				DS-3546	DS-3546 PL		
370	485	200	14.56×19.09×7.87	NE-000-3546				DS-3546	DS-3546 PL		

Waterproof, Dustproof, Protection Class	IP67	
Impact Test	IK08	
Temperature Table	AG(ABS)	PG(PC/ABS)
	-40°C ~+85°C	-40°C ~+90°C
	PCG(PBT/PC)	Clear cover (PC)
	-40°C ~+100°C	-40°C ~+130°C
Flammability	ABS : 94-HB	
	PC / ABS : 94-5VB~5VA	
	PBT : 94-5VA	
	PC : 94-HB, 94-V-0~5VA	

## Materials & Composition Table

<b>AG</b>	· Material : ABS · Color : Gray	<b>AT</b>	· Material : Cover(PC), Body(ABS) · Color : Cover(Clear), Body(Gray)
<b>PG</b>	· Material : AC Flammability · Color : Gray	<b>PT</b>	· Material : Cover(PC), Body(AC) · Color : Cover(Clear), Body(Gray)
<b>PCG</b>	· Material : POLYESTER · Color : Gray	<b>PCT</b>	· Material : Cover(PC), Body(POLYESTER) · Color : Cover(Clear), Body(Gray)

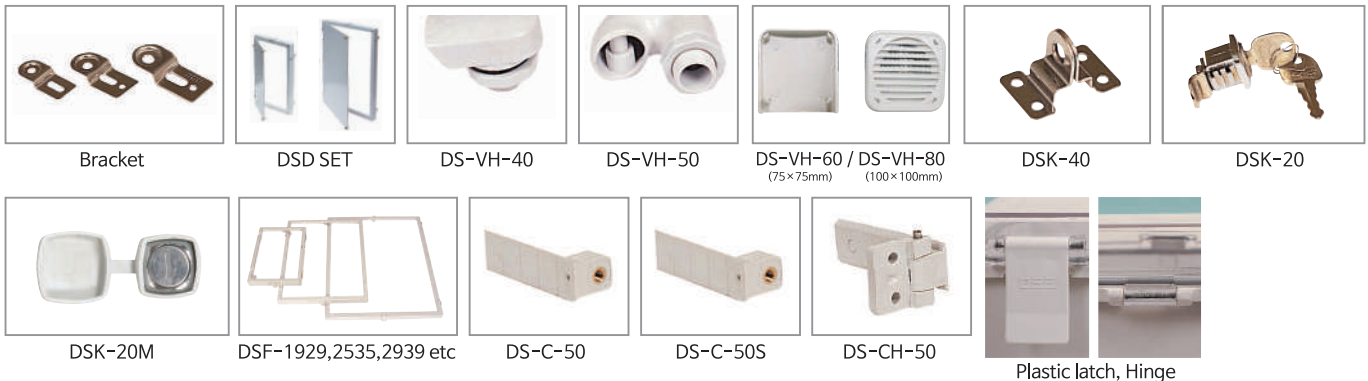
ABS : Acrylonitrile Butadiene Styrene

PC : PolyCarbonate

Polyester : PBT+PC

AC : ABS (30%)+PC (70%)

## Application Accessories



# Switch Box

Product released in 1995

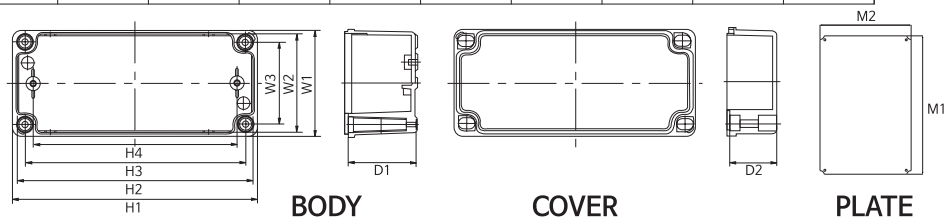
Plastic Bolt Type for Opening/Closing - IP67  
SUS draw latch Type for Opening/Closing - IP67



Model	Division	H1	H2	H3	H4	W1	W2	W3	D1	D2	M1	M2
DS-0506-S		67	58	52	38	53	42	37	25	10		
DS-0506		65	59	52	40	50	44	37	35	20	55	42
DS-0808		82	76	70	55	79	74	68	45	15	71	65
DS-0712		125	120	107	90	75	70	57	52	25	106	60
DS-0712-1		125	120	107	90	75	70	57	52	50	106	60
DS-0712-2		125	120	107	90	75	70	57	52	75	106	60
DS-0811-S		110	104	92	80	80	74	62	25	20	91	64
DS-0811		110	104	92	80	80	74	62	50	20	91	64
DS-0811-1		110	104	92	80	80	74	62	50	35	91	64
DS-0813		130	124	112	100	80	74	62	50	20	115	65
DS-0813-1		130	124	112	100	80	74	62	50	35	115	65
DS-0816-S		162	156	145	136	82	75	66	40	15	153	65
DS-0816		162	156	145	136	82	75	66	75	15	153	65
DS-0818		180	174	162	150	80	74	62	50	20	166	65
DS-0818-1		180	174	162	150	80	74	62	50	35	166	65
DS-0820		180	174	162	150	80	74	62	50	35	187	65
DS-0825		250	244	232	220	80	74	62	50	20	235	65
DS-0825-1		250	244	232	220	80	74	62	50	35	235	65
DS-1010		100	91	80	68	100	91	80	80	20	88	88
DS-1010-S		100	91	80	68	100	91	80	55	20	88	88
DS-1212-S		125	117	105	70	125	117	105	55	20	103	102
DS-1212		125	117	105	70	125	117	105	80	20	103	102
DS-1217		175	167	157	140	127	121	109	49	25	157	100
DS-1217-1		175	167	157	140	127	121	109	49	50	157	100
DS-1417		170	162	152	130	140	132	122	75	20	154	122
DS-1123		230	222	205	182	110	103	91	57	55		
DS-1423		230	220	212	190	140	132	122	60	75	212	122
DS-1515		150	139.5	131	109.5	150	139.5	131	80	20	122	122
DS-1520-S		200	190	182	160	150	139	132	52	25	187	136
DS-1520		200	190	182	160	150	139	132	80	20	187	136
DS-1520-1		200	190	182	160	150	139	132	80	50	187	136
DS-1520-B		200	190	182	160	150	139	132	110	20	187	136
DS-1520-B1		200	190	182	160	150	139	132	110	50	187	136
DS-1525		250	240	232	210	150	140	132	80	20	236	136
DS-1525-1		250	240	232	210	150	140	132	80	50	236	136
DS-1525-B		250	240	232	210	150	140	132	110	20	236	136
DS-1525-B1		250	240	232	210	150	140	132	110	50	236	136
DS-1717		175	170	157	140	175	170	157	52	25	161	161
DS-1717-1		175	170	157	140	175	170	157	52	50	161	161
DS-1717-2		175	170	157	140	175	170	157	52	75	161	161
DS-1725		250	245	232	211	175	170	157	52	25	236	162
DS-1725-1		250	245	232	211	175	170	157	52	50	236	162
DS-2020-S		200	193	182	120	200	193	182	75	20	188	188
DS-2020		200	193	182	120	200	193	182	110	20	188	188
DS-2020-B		201	193.5	182	120	201	193.5	182	140	20	188	188

## Dimension







(Allowable error : ± 1mm)











# Plastic Bolt Type for Opening/Closing - IP67

※ 000 mark of product at the above product list is to express a material.

Dimensions(mm)			Inch	Part Number						Internal Plate	
Width	Height	Depth		AG	AT	PG	PT	PCG	PCT	STEEL	PLASTIC
										Steel Mounting Plate	Plastic Mounting Plate
50	65	35	1.97×2.56×1.38	DS-000-0506-S							
50	65	55	1.97×2.56×2.17	DS-000-0506						DS-0506	
80	82	60	3.15×3.23×2.36	DS-000-0808						DS-0808	
75	125	75	2.92×4.92×2.92	DS-000-0712						DS-0712	DS-0712 PL
75	125	100	2.92×4.92×3.94	DS-000-0712-1						DS-0712	DS-0712 PL
75	125	125	2.92×4.92×4.92	DS-000-0712-2						DS-0712	DS-0712 PL
80	110	45	3.15×4.33×1.77	DS-000-0811-S						DS-0811	DS-0811 PL
80	110	60	3.15×4.33×2.36	DS-000-0811-S1						DS-0811	DS-0811 PL
80	110	70	3.15×4.33×2.76	DS-000-0811						DS-0811	DS-0811 PL
80	110	85	3.15×5.12×3.35	DS-000-0811-1						DS-0811	DS-0811 PL
80	130	70	3.15×5.12×2.76	DS-000-0813						DS-0813	DS-0813 PL
80	130	85	3.15×5.12×3.35	DS-000-0813-1						DS-0813	DS-0813 PL
80	160	55	3.15×6.30×2.17	DS-000-0816-S						DS-0816	
80	160	90	3.15×6.30×3.54	DS-000-0816						DS-0816	
80	180	70	3.15×7.09×2.76	DS-000-0818						DS-0818	DS-0818 PL
80	180	85	3.15×7.09×3.35	DS-000-0818-1						DS-0818	DS-0818 PL
80	200	70	3.15×7.09×2.76	DS-000-0820						DS-0820	
80	250	70	3.15×9.84×2.76	DS-000-0825						DS-0825	DS-0825 PL
80	250	85	3.15×9.84×3.35	DS-000-0825-1						DS-0825	DS-0825 PL
100	100	75	3.93×3.93×2.95	DS-000-1010-S						DS-1010	
100	100	100	3.93×3.93×2.95	DS-000-1010						DS-1010	
125	125	75	4.92×4.92×2.92	DS-000-1012-S						DS-1212	DS-1212 PL
125	125	100	4.92×4.92×3.94	DS-000-1212						DS-1212	DS-1212 PL
125	175	75	4.92×6.89×2.92	DS-000-1217						DS-1217	DS-1217 PL
125	175	100	4.92×6.89×3.94	DS-000-1217-1						DS-1217	DS-1217 PL
140	170	95	5.51×6.69×3.74	DS-000-1417						DS-1417	DS-1417 PL
110	230	70	4.33×9.06×2.76	DS-000-1123							
140	230	95	5.51×9.06×3.74	DS-000-1423						DS-1423	DS-1423 PL
150	150	100	5.91×7.87×2.95	DS-000-1515						DS-1515	DS-1515 PL
150	200	75	5.91×7.87×2.95	DS-000-1520-S						DS-1520	DS-1520 PL
150	200	100	5.91×7.87×3.94	DS-000-1520						DS-1520	DS-1520 PL
150	200	105	5.91×7.87×4.13	DS-000-1520-S1						DS-1520	DS-1520 PL
150	200	130	5.91×7.87×5.12	DS-000-1520-1						DS-1520	DS-1520 PL
150	200	130	5.91×7.87×5.12	DS-000-1520-B						DS-1520	DS-1520 PL
150	200	160	5.91×7.87×6.30	DS-000-1520-B1						DS-1520	DS-1520 PL
150	250	100	5.91×9.84×3.94	DS-000-1525						DS-1525	DS-1525 PL
150	250	130	5.91×9.84×5.12	DS-000-1525-1						DS-1525	DS-1525 PL
150	250	130	5.91×9.84×5.12	DS-000-1525-B						DS-1525	DS-1525 PL
150	250	160	5.91×9.84×6.30	DS-000-1525-B1						DS-1525	DS-1525 PL
175	175	75	6.89×6.89×2.92	DS-000-1717						DS-1717	DS-1717 PL
175	175	100	6.89×6.89×3.94	DS-000-1717-1						DS-1717	DS-1717 PL
175	175	125	6.89×6.89×4.92	DS-000-1717-2						DS-1717	DS-1717 PL
175	250	75	6.89×9.84×2.92	DS-000-1725						DS-1725	DS-1725 PL
175	250	100	6.89×9.84×3.92	DS-000-1725-1						DS-1725	DS-1725 PL
200	200	95	7.87×7.87×3.74	DS-000-1720-S						DS-2020	DS-2020 PL
200	200	130	7.87×7.87×5.12	DS-000-2020						DS-2020	DS-2020 PL
200	200	160	7.87×7.87×6.30	DS-000-2020-B						DS-2020	DS-2020 PL
80	110	70	3.15×4.33×2.76	DS-000-0811(A1)(D1)						DS-0811	DS-0811 PL
80	130	70	3.15×5.12×2.76	DS-000-0813(D2)						DS-0813	DS-0813 PL
80	180	70	3.15×9.84×2.76	DS-000-0818(D3)						DS-0818	DS-0818 PL
80	250	70	3.15×4.33×3.35	DS-000-0825(D4)						DS-0825	DS-0825 PL
80	110	85	3.15×4.33×3.35	DS-000-0811-1(B1)(C1)						DS-0811	DS-0811 PL
80	130	85	3.15×5.12×3.35	DS-000-0813-1(A2)(B2)(C2)						DS-0813	DS-0813 PL
80	180	85	3.15×7.09×3.35	DS-000-0818-1(A3)(B3)(C3)						DS-0818	DS-0818 PL
80	250	85	3.15×9.84×3.35	DS-000-0825-1(A4)(B4)(C4)						DS-0825	DS-0825 PL

## SUS draw latch Type for Opening/Closing - IP67

※ 000 mark of product at the above product list is to express a material.

Dimensions (mm)			Inch	Part Number						Internal Plate	
Width	Height	Depth		AG	AT	PG	PT	PCG	PCT	STEEL	PLASTIC
										Steel Mounting Plate	Plastic Mounting Plate
75	125	75	2.92×4.92×2.92	DS-000H-0712						DS-0712	DS-0712 PL
75	125	100	2.92×4.92×3.94	DS-000H-0712-1						DS-0712	DS-0712 PL
75	125	125	2.92×4.92×4.92	DS-000H-0712-2						DS-0712	DS-0712 PL
80	110	45	3.15×4.33×1.77	DS-000H-0811-S						DS-0811	DS-0811 PL
80	110	60	3.15×4.33×2.36	DS-000H-0811-S1						DS-0811	DS-0811 PL
80	110	70	3.15×4.33×2.76	DS-000H-0811						DS-0811	DS-0811 PL
80	110	85	3.15×4.33×3.35	DS-000H-0811-1						DS-0811	DS-0811 PL
80	130	70	3.15×5.12×2.76	DS-000H-0813						DS-0813	DS-0813 PL
80	130	85	3.15×5.12×3.35	DS-000H-0813-1						DS-0813	DS-0813 PL
80	160	55	3.15×6.30×2.17	DS-000H-0816-S						DS-0816	
80	160	90	3.15×6.30×3.54	DS-000H-0816						DS-0816	
80	180	70	3.15×7.09×2.76	DS-000H-0818						DS-0818	DS-0818 PL
80	180	85	3.15×7.09×3.35	DS-000H-0818-1						DS-0818	DS-0818 PL
80	200	70	3.15×7.09×2.76	DS-000H-0820						DS-0820	
80	250	70	3.15×9.84×2.76	DS-000H-0825						DS-0825	DS-0825 PL
80	250	85	3.15×9.84×3.35	DS-000H-0825-1						DS-0825	DS-0825 PL
100	100	75	3.93×3.93×2.95	DS-000H-1010-S						DS-1010	
100	100	100	3.93×3.93×3.93	DS-000H-1010						DS-1010	
125	125	75	4.92×4.92×2.92	DS-000H-1212-S						DS-1212	DS-1212 PL
125	125	100	4.92×4.92×3.94	DS-000H-1212						DS-1212	DS-1212 PL
125	175	75	4.92×6.89×2.92	DS-000H-1217						DS-1217	DS-1217 PL
125	175	100	4.92×6.89×3.94	DS-000H-1217-1						DS-1217	DS-1217 PL
140	170	95	5.51×6.69×3.74	DS-000H-1417						DS-1417	DS-1417 PL
110	230	70	4.33×9.06×2.76	DS-000H-1123							
140	230	95	5.51×9.06×3.74	DS-000H-1423						DS-1423	DS-1423 PL
150	150	100	5.91×5.91×3.94	DS-000H-1515						DS-1515	DS-1515 PL
150	200	75	5.91×7.87×2.95	DS-000H-1520-S						DS-1520	DS-1520 PL
150	200	100	5.91×7.87×3.94	DS-000H-1520						DS-1520	DS-1520 PL
150	200	105	5.91×7.87×4.13	DS-000H-1520-S1						DS-1520	DS-1520 PL
150	200	130	5.91×7.87×5.12	DS-000H-1520-1						DS-1520	DS-1520 PL
150	200	130	5.91×7.87×5.12	DS-000H-1520-B						DS-1520	DS-1520 PL
150	200	160	5.91×7.87×6.30	DS-000H-1520-B1						DS-1520	DS-1520 PL
150	250	100	5.91×9.84×3.94	DS-000H-1525						DS-1525	DS-1525 PL
150	250	130	5.91×9.84×5.12	DS-000H-1525-1						DS-1525	DS-1525 PL
150	250	130	5.91×9.84×5.12	DS-000H-1525-B						DS-1525	DS-1525 PL
150	250	160	5.91×9.84×6.30	DS-000H-1525-B1						DS-1525	DS-1525 PL
175	175	75	6.89×6.89×2.92	DS-000H-1717						DS-1717	DS-1717 PL
175	175	100	6.89×6.89×3.94	DS-000H-1717-1						DS-1717	DS-1717 PL
175	175	125	6.89×6.89×4.92	DS-000H-1717-2						DS-1717	DS-1717 PL
175	250	75	6.89×9.84×2.92	DS-000H-1725						DS-1725	DS-1725 PL
175	250	100	6.89×9.84×3.94	DS-000H-1725-1						DS-1725	DS-1725 PL
200	200	95	7.87×7.87×3.74	DS-000H-2020-S						DS-2020	DS-2020 PL
200	200	130	7.87×7.87×5.12	DS-000H-2020						DS-2020	DS-2020 PL
200	200	160	7.87×7.87×6.30	DS-000H-2020-B						DS-2020	DS-2020 PL

Waterproof, Dustproof, Protection Class	IP67	
Impact Test	IK08	
Temperature Table	AG(ABS)	PG(PC/ABS)
	-40°C ~+85°C	-40°C ~+90°C
	PCG(PBT/PC)	Clear cover (PC)
Flammability	ABS : 94-HB	
	PC / ABS : 94-5VB~5VA	
	PBT : 94-5VA	
	PC : 94-HB, 94-V-0~5VA	

## Materials & Composition Table

<b>A G</b>	· Material : ABS · Color : Gray	<b>A T</b>	· Material : Cover(PC), Body(ABS) · Color : Cover(Clear), Body(Gray)
<b>P G</b>	· Material : AC Flammability · Color : Gray	<b>P T</b>	· Material : Cover(PC), Body(AC) · Color : Cover(Clear), Body(Gray)
<b>P C G</b>	· Material : POLYESTER · Color : Gray	<b>P C T</b>	· Material : Cover(PC), Body(POLYESTER) · Color : Cover(Clear), Body(Gray)

ABS : Acrylonitrile Butadiene Styrene

P C : PolyCarbonate

Polyester : PBT+PC

AC : ABS(30%)+PC(70%)

## Application Accessories



Bracket



DS-PB-40/30




DS-VH-40



DS-VH-50



DS-VH-60 / DS-VH-80  
(75×75mm) (100×100mm)



DSK-40



DSK-20



DSK-20M



DSM-45



DSH-35



DSB-25⊕⊖




DSC-10

A1 = Ø30.5mm 1Hole  
A2 = Ø30.5mm 2Hole  
A3 = Ø30.5mm 3Hole  
A4 = Ø30.5mm 4Hole

B1 = Ø22.5mm 1Hole  
B2 = Ø22.5mm 2Hole  
B3 = Ø22.5mm 3Hole  
B4 = Ø22.5mm 4Hole

C1 = Ø25.0mm 1Hole  
C2 = Ø25.0mm 2Hole  
C3 = Ø25.0mm 3Hole  
C4 = Ø25.0mm 4Hole

D1 = Ø25.0mm 1Hole  
D2 = Ø25.0mm 2Hole  
D3 = Ø25.0mm 3Hole  
D4 = Ø25.0mm 4Hole



# Terminal Box

Product released in 1994

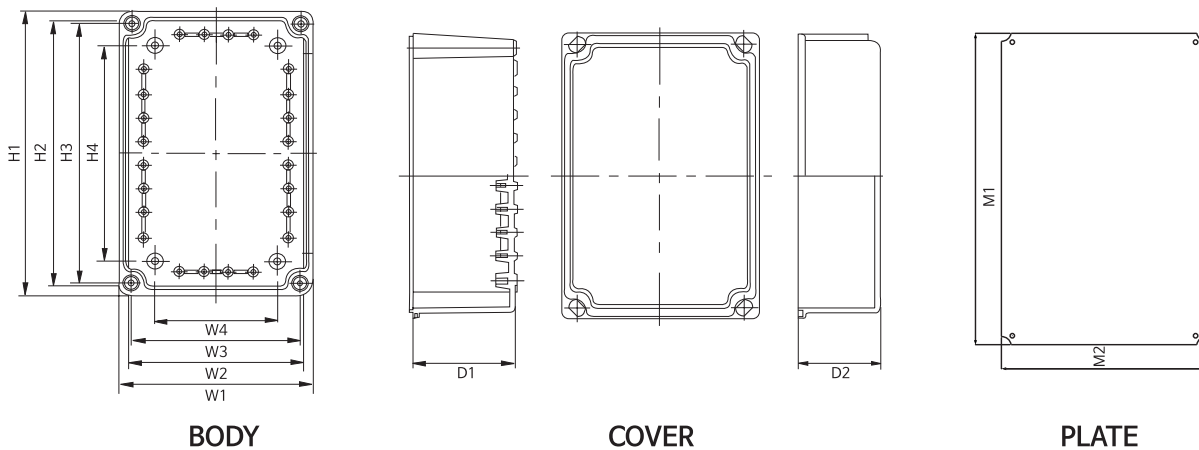
Plastic Bolt Type for Opening/Closing - IP67  
SUS draw latch Type for Opening/Closing - IP67



Model	Division	H1	H2	H3	H4	W1	W2	W3	W4	D1	D2	M1	M2
DS-1919		190	174	165	120	190	174	165	120	98	30	161	161
DS-2819		280	266	255	210	190	170	165	120	98	30	251	161
DS-2819-1		280	266	255	210	190	170	165	120	98	80	251	161
DS-2819-B		280	266	255	210	190	170	165	120	148	30	251	161
DS-2819-B1		280	266	255	210	190	170	165	120	148	80	251	161
DS-2819-1M		280	266	255	210	190	170	165	120	98	55	251	161
DS-2828		280	260	255	210	280	260	255	210	98	30	251	251
DS-3428		341	320	316	270	280	260	256	210	100	30	310	251
DS-3828		380	359	355	310	280	259	255	210	98	30	351	251
DS-3828-1		380	359	355	310	280	259	255	210	98	80	351	251
DS-3828-B		380	359	355	310	280	259	255	210	148	30	351	251
DS-3828-B1		380	359	355	310	280	259	255	210	148	80	351	251
DS-3819		382	366	355	310	192	172	165	120	98	30	353	161
DS-3819-1		382	366	355	310	192	172	165	120	98	80	353	161
DS-3819-B		382	366	355	310	192	172	165	120	148	30	353	161
DS-3819-B1		382	366	355	310	192	172	165	120	148	80	353	161
DS-5628		560	540	535	490	280	260	255	22	98	30	533	254
DS-5638		560	540	535	490	380	360	355	311	148	30	533	345







## Dimension

(Allowable error: ± 1mm)



## Plastic Bolt Type for Opening/Closing - IP67

※ 000 mark of product at the above product list is to express a material.

Dimensions(mm)			Inch	Part Number						Internal Plate	
Width	Height	Depth		AG	AT	PG	PT	PCG	PCT	STEEL	PLASTIC
										Steel Mounting Plate	Plastic Mounting Plate
190	190	130	7.48×7.48×5.12	DS-000-1919						DS-1919	DS-1919 PL
280	190	130	11.02×7.48×5.12	DS-000-2819						DS-2819	DS-2819 PL
280	190	180	11.02×7.48×7.09	DS-000-2819-1						DS-2819	DS-2819 PL
280	190	180	11.02×7.48×7.09	DS-000-2819-B						DS-2819	DS-2819 PL
280	190	230	11.02×7.48×9.05	DS-000-2819-B1						DS-2819	DS-2819 PL
280	190	155	11.02×7.48×6.10	DS-000-2819-1M						DS-2819	DS-2819 PL
380	190	130	14.96×7.48×5.12	DS-000-3819						DS-3819	DS-3819 PL
380	190	180	14.96×7.48×7.09	DS-000-3819-1						DS-3819	DS-3819 PL
380	190	180	14.96×7.48×7.09	DS-000-3819-B						DS-3819	DS-3819 PL
380	190	230	14.96×7.48×9.05	DS-000-3819-B1						DS-3819	DS-3819 PL
280	280	130	11.02×11.02×5.12	DS-000-2828						DS-2828	DS-2828 PL
340	280	130	13.39×11.02×5.12	DS-000-3428						DS-3428	DS-3428 PL
380	280	130	14.96×11.02×5.12	DS-000-3828						DS-3828	DS-3828 PL
380	280	180	14.96×11.02×7.09	DS-000-3828-1						DS-3828	DS-3828 PL
380	280	180	14.96×11.02×7.09	DS-000-3828-B						DS-3828	DS-3828 PL
380	280	230	14.96×11.02×9.05	DS-000-3828-B1						DS-3828	DS-3828 PL
560	280	130	22.05×11.02×5.12	DS-000-5628						DS-5628	DS-2828PL×2
560	380	180	22.05×14.96×7.09	DS-000-5638						DS-5638	DS-3828PL×2



# SUS draw latch Type for Opening/Closing - IP67

※ 000 mark of product at the above product list is to express a material.

Dimensions(mm)			Inch	Part Number				Internal Plate			
Width	Height	Depth		AG	AT	PG	PT	PCG	PCT	STEEL	PLASTIC
										Steel Mounting Plate	Plastic Mounting Plate
190	190	130	7.48×7.48×5.12	DS-000H-1919				DS-1919	DS-1919 PL		
280	190	130	11.02×7.48×5.12	DS-000H-2819				DS-2819	DS-2819 PL		
280	190	180	11.02×7.48×7.09	DS-000H-2819-B				DS-2819	DS-2819 PL		
280	190	230	11.02×7.48×9.05	DS-000H-2819-B1				DS-2819	DS-2819 PL		
280	190	155	11.02×7.48×6.10	DS-000H-2819-1M				DS-2819	DS-2819 PL		
380	190	130	14.96×7.48×5.12	DS-000H-3819				DS-3819	DS-3819 PL		
380	190	180	14.96×7.48×7.09	DS-000H-3819-1				DS-3819	DS-3819 PL		
380	190	180	14.96×7.48×7.09	DS-000H-3819-B				DS-3819	DS-3819 PL		
380	190	230	14.96×7.48×9.05	DS-000H-3819-B1				DS-3819	DS-3819 PL		
280	280	130	11.02×11.02×5.12	DS-000H-2828				DS-2828	DS-2828 PL		
340	280	130	13.39×11.02×5.12	DS-000H-3428				DS-3428	DS-3428 PL		
380	280	130	14.96×11.02×5.12	DS-000H-3828				DS-3828	DS-3828 PL		
380	280	180	14.96×11.02×7.09	DS-000H-3828-1				DS-3828	DS-3828 PL		
380	280	180	14.96×11.02×7.09	DS-000H-3828-B				DS-3828	DS-3828 PL		
380	280	230	14.96×11.02×9.05	DS-000H-3828-B1				DS-3828	DS-3828 PL		
280	560	130	11.02×22.05×5.12	DS-000H-2856				DS-2856	DS-2828 PL×2		
380	560	180	14.96×22.05×7.09	DS-000H-3856				DS-3856	DS-3828 PL×2		

Waterproof, Dustproof, Protection Class	IP67	
Impact Test	IK08	
Temperature Table	AG(ABS)	PG(PC/ABS)
	-40℃ ~+85℃	-40℃ ~+90℃
	PCG(PBT/PC)	Clear cover (PC)
Flammability	-40℃ ~+100℃	
	-40℃ ~+130℃	
	ABS : 94-HB	
	PC / ABS : 94-5VB~5VA	
	PBT : 94-5VA	
	PC : 94-HB, 94-V-0~5VA	

## Materials & Composition Table

<b>AG</b>	· Material : ABS · Color : Gray	<b>AT</b>	· Material : Cover(PC), Body(ABS) · Color : Cover(Clear), Body(Gray)
<b>PG</b>	· Material : AC Flammability · Color : Gray	<b>PT</b>	· Material : Cover(PC), Body(AC) · Color : Cover(Clear), Body(Gray)
<b>PCG</b>	· Material : POLYESTER · Color : Gray	<b>PCT</b>	· Material : Cover(PC), Body(POLYESTER) · Color : Cover(Clear), Body(Gray)

ABS : Acrylonitrile Butadiene Styrene

P C : PolyCarbonate

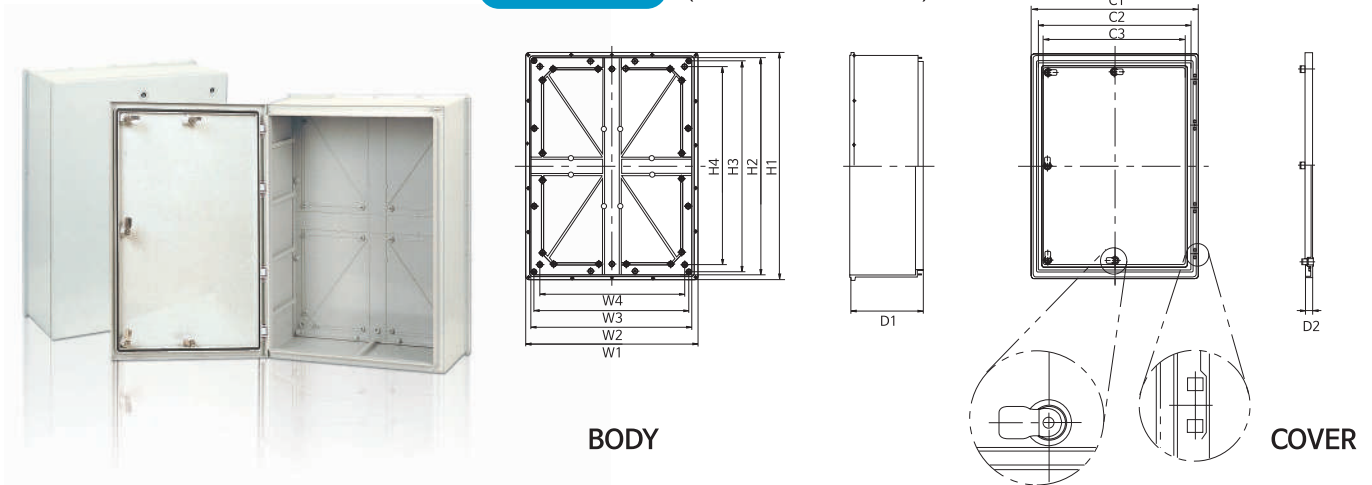
Polyester : PBT+PC

AC : ABS(30%)+PC(70%)


## Application Accessories



**Dimension** (Allowable error: ± 1mm)



Model	Division	H1	H2	H3	H4	W1	W2	W3	W4	D1	D2	C1	C2	C3
PG-07		810	777	760	704	607	574	556	517	257	25	590	541	516
PCG-07		810	777	760	704	607	574	556	517	257	25	590	541	516



■ **LOCKING KIT**

Through using special locking kit waterproof and dustproof are perfect. (IP-66, IK-08) (Locking kit is available by option with 3~5kit)



■ **GUIDE PINS**

The guide pins are used to fix accurately the position of a cover and stop shake.




■ **CLIPS**

The clips are used to fix aluminium panel and adjusted with height.



■ **ROTATE FULL 180 DEGREES**



■ **HINGES**

The hinge is linked with the plastic material of high intensity elasticity and the intensity is excellent.

※ 000 mark of product at the above product list is to express a material.

Dimensions(mm)			Inch	Part Number						Internal Plate	
Width	Height	Depth		AG	AT	PG	PT	PCG	PCT	STEEL	PLASTIC
600	800	280	23.62×31.50×11.02							Steel Mounting Plate	Plastic Mounting Plate
				DS-000-07						DS-07	

Waterproof, Dustproof, Protection Class	IP67	
Impact Test	IK08	
Temperature Table	PG(PC/ABS)	PCG(PBT/PC)
	-40°C ~+90°C	-40°C ~+100°C
Flammability	PC / ABS : 94-5VB~5VA	
	PBT : 94-5VA	

## Materials & Composition Table

**P G**

· Material : AC Flammability  
· Color : Gray

**P C G**

· Material : POLYESTER  
· Color : Gray

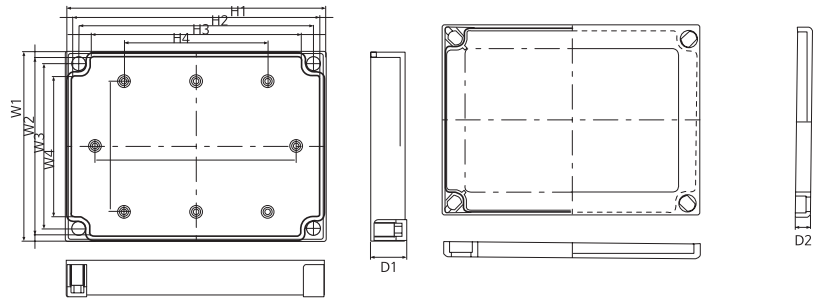
Polyester : PBT+PC

AC : ABS(30%)+PC(70%)

# Electronic Box


Plastic Bolt Type for Opening/Closing - IP67

## Dimension (Allowable error : ± 1mm)



BODY

COVER



Model	Division	H1	H2	H3	H4	W1	W2	W3	W4	D1	D2
EL-1308		132	126	113	95	82	76	63	45	25	10
EL-1313		130	124	113	95	130	124	113	95	25	10
EL-1318		180	172	163	146	130	122	113	96	25	10
EL-1308-B		132	126	113	95	82	76	63	45	50	10
EL-1313-B		130	124	113	95	130	124	113	95	50	10
EL-1318-B		180	172	163	146	130	122	113	96	50	10

※ 000 mark of product at the above product list is to express a material.

Dimensions(mm)			Inch	Part Number				Internal Plate			
Width	Height	Depth		AG	AT	PG	PT	PCG	PCT	STEEL	PLASTIC
80	130	35	3.15×5.12×1.38							Steel Mounting Plate	Plastic Mounting Plate
130	130	35	5.12×5.12×1.38	EL-000-1308							
130	180	35	5.12×7.09×1.38	EL-000-1313							
80	130	60	3.15×5.12×2.36	EL-000-1318							
130	130	60	5.12×5.12×2.36	EL-000-1308-B							
130	180	60	5.12×7.09×2.36	EL-000-1313-B							
				EL-000-1318-B							

Waterproof, Dustproof, Protection Class	IP67	
Impact Test	IK08	
Temperature Table	AG(ABS)	PG(PC/ABS)
	-40°C ~+85°C	-40°C ~+90°C
	PCG(PBT/PC)	Clear cover (PC)
	-40°C ~+100°C	-40°C ~+130°C
Flammability	ABS : 94-HB	
	PC / ABS : 94-5VB~5VA	
	PBT : 94-5VA	
	PC : 94-HB, 94-V-0~5VA	

## Materials & Composition Table

<b>A G</b>	· Material : ABS · Color : Gray	<b>A T</b>	· Material : Cover(PC), Body(ABS) · Color : Cover(Clear), Body(Gray)
<b>P G</b>	· Material : AC Flammability · Color : Gray	<b>P T</b>	· Material : Cover(PC), Body(AC) · Color : Cover(Clear), Body(Gray)
<b>P C G</b>	· Material : POLYESTER · Color : Gray	<b>P C T</b>	· Material : Cover(PC), Body(POLYESTER) · Color : Cover(Clear), Body(Gray)

ABS : Acrylonitrile Butadiene Styrene

P C : PolyCarbonate

Polyester : PBT+PC

AC : ABS(30%)+PC(70%)

## Application Accessories



DS-B-40



DS-PB-40/30



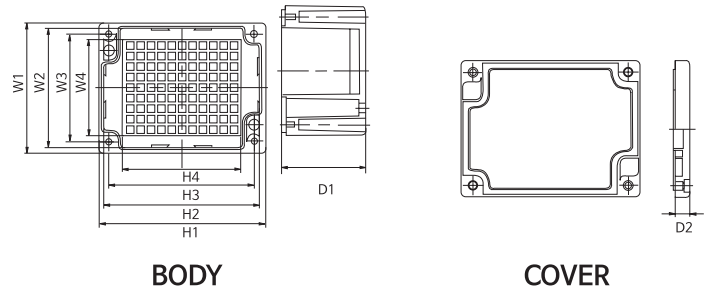
DS-VH-40



DS-VH-50



**Dimension** (Allowable error : ± 1mm)



Model	Division	H1	H2	H3	H4	W1	W2	W3	W4	D1	D2
PL-0609		95	89	79	72	65	59	50	42	40	15
PL-0709		90	84	78	64.5	70	64	58	51.5	43.5	6.5
PL-0816		165	159	153	139.5	85	79	73	62.5	43.5	6.5

※ 000 mark of product at the above product list is to express a material.

Dimensions (mm)			Inch	Part Number						Internal Plate	
Width	Height	Depth		AG	AT	PG	PT	PCG	PCT	STEEL	PLASTIC
										Steel Mounting Plate	Plastic Mounting Plate
65	95	56	3.74×2.56×2.20	PL-000-0609							
70	90	50	3.54×2.76×1.97	PL-000-0709							
85	165	50	6.50×3.35×1.97	PL-000-0816							

Waterproof, Dustproof, Protection Class	IP67	
Impact Test	IK08	
Temperature Table	AG(ABS)	PG(PC/ABS)
	-40°C ~+85°C	-40°C ~+90°C
	PCG(PBT/PC)	Clear cover (PC)
	-40°C ~+100°C	-40°C ~+130°C
Flammability	ABS : 94-HB	
	PC / ABS : 94-5VB~5VA	
	PBT : 94-5VA	
	PC : 94-HB, 94-V-0~5VA	

## Materials & Composition Table

<b>AG</b>	· Material : ABS · Color : Gray	<b>AT</b>	· Material : Cover(PC), Body(ABS) · Color : Cover(Clear), Body(Gray)
<b>PG</b>	· Material : AC Flammability · Color : Gray	<b>PT</b>	· Material : Cover(PC), Body(AC) · Color : Cover(Clear), Body(Gray)
<b>PCG</b>	· Material : POLYESTER · Color : Gray	<b>PCT</b>	· Material : Cover(PC), Body(POLYESTER) · Color : Cover(Clear), Body(Gray)

ABS : Acrylonitrile Butadiene Styrene

PC : PolyCarbonate

Polyester : PBT+PC

AC : ABS (30%)+PC (70%)

## Application Accessories



DS-B-40



DS-VH-40




DS-VH-50

# Terminal Block Box


Product released in 1996

Terminal Block Box - IP67



※ 000 mark of product at the above product list is to express a material.

Dimensions (mm)			Part Number
Width	Height	Depth	PG
			
85	55	40	DS-PG-4P
90	75	40	DS-PG-6P
110	75	40	DS-PG-10P
100	200	70	DS-PG-15P
170	160	70	DS-PG-20P
85	55	40	DS-PG-4PT
90	75	40	DS-PG-6PT
100	200	70	DS-PG-15PT
110	230	70	DS-PG-20PT
110	230	70	DS-PG-40PT
50	70	40	DS-PG-4P
55	85	40	DS-PG-6P

Dimensions (mm)			Part Number
Width	Height	Depth	MTB
			
70	50	40	DS-MTB-4P
85	55	40	DS-MTB-6P
110	75	40	DS-MTB-10P

Waterproof, Dustproof, Protection Class	IP67	
Impact Test	IK08	
Temperature Table	PG(PC/ABS)	PCG(PBT/PC)
	-40°C ~+90°C	
	-40°C ~+100°C	
Flammability	Clear body, cover (PC)	
	-40°C ~+130°C	
	PC / ABS : 94-5VB~5VA	
	PBT : 94-5VA	
	PC : 94-HB, 94-V-0~5VA	

## Materials & Composition Table

**P G** · Material : AC Flammability · Color : Gray

**M T B** · Material : POLYESTER · Color : Gray

**P C** · Material : Cover (PC), Body (PC)  
· Color : Cover (Clear), Body (Clear)

ABS : Acrylonitrile Butadiene Styrene

P C : PolyCarbonate

Polyester : PBT+PC

AC : ABS (30%)+PC(70%)




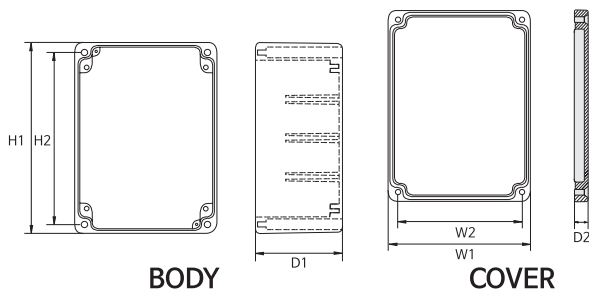
# Die cast Box

Product released in 1998

Aluminium Box - IP67



Dimensions (mm)			Inch	Part Number 	Internal Plate	
Width	Height	Depth			STEEL	PLASTIC
					Steel Mounting Plate	Plastic Mounting Plate
90	35	30	3.54×1.38×1.18	DS-AL-0903		
65	60	35	2.56×2.36×1.38	DS-AL-0606		
80	75	57	3.15×2.95×2.24	DS-AL-0808		
160	100	80	6.30×3.94×3.15	DS-AL-1610		
115	65	30	4.53×2.56×1.18	DS-AL-1106		
115	65	55	4.53×2.56×2.17	DS-AL-1106-1		
115	90	55	4.53×3.54×2.17	DS-AL-1109	DS-1109	
120	120	100	4.73×4.73×3.94	DS-AL-1212		
150	110	75	5.91×4.33×2.95	DS-AL-1511	DS-1511	
160	160	100	6.30×6.30×3.94	DS-AL-1616		
180	80	60	7.09×3.15×2.36	DS-AL-1808	DS-1808	
250	80	60	9.84×3.15×2.36	DS-AL-2508	DS-2508	
170	120	55	6.69×4.73×2.17	DS-AL-1712	DS-1712	
220	120	80	8.66×4.73×3.15	DS-AL-2212		
225	150	55	8.86×5.91×2.17	DS-AL-2215	DS-2215	
225	150	80	8.86×5.91×3.15	DS-AL-2215-1	DS-2215-1	
260	160	70	10.24×6.30×2.76	DS-AL-2616-S	DS-2616-S	
260	160	90	10.24×6.30×3.54	DS-AL-2616	DS-2616	



## DIE CAST

Model	Division	H1	H2	W1	W2	D1	D2
DS-AL-0903		89.7	80.8	35.7	27	26.4	4.9
DS-AL-0606		64.0	52.0	57.7	46.1	31.4	5.0
DS-AL-0808		80	68	75	63	42.5	15
DS-AL-1610		160	146	100	86	60	20
DS-AL-1106		115.4	103.2	65.6	53.4	26.4	5.0
DS-AL-1106-1		115.4	103.2	65.6	53.4	51.3	5.0
DS-AL-1109		115.2	103.0	90.0	77.9	51.3	5.0
DS-AL-1212		120.7	101.6	120.7	101.6	81.3	20.3
DS-AL-1511		158.8	139.7	158.8	139.7	81.3	20.3
DS-AL-1616		148.0	133.3	108.0	93.3	65.0	10.0
DS-AL-0818		177	164.5	82	69.5	44	15
DS-AL-0825		252	239.5	82	69.5	44	15
DS-AL-1712		170.9	159.3	120.9	109.2	44.9	10.0
DS-AL-2212		220	204	120	82	60	20
DS-AL-2215		222.6	210.4	146.3	134.1	50.3	5.0
DS-AL-2215-1		222.6	210.4	146.3	134.1	50.3	32.2
DS-AL-2616-S		262	242.6	162	142.6	51.8	20
DS-AL-2616		262	242.6	162	142.6	73.8	20

Waterproof, Dustproof, Protection Class	IP67
Impact Test	IK10
Used both as in-door and out-door	Materials : Aluminum Alloy #A380
	Cover Bolt : M4 Stainless Steel
	Internal panel Bolt M3.5 Nickel Gilding
	Color : Gray


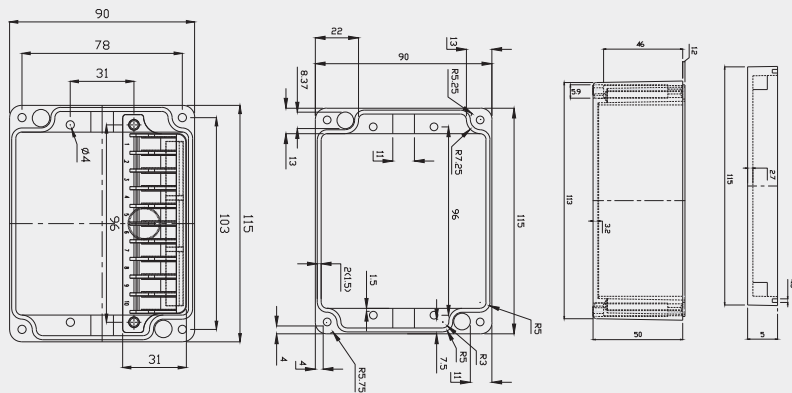
# Aluminium Terminal Block Box

Product released in 2015

Aluminium Terminal Block Box


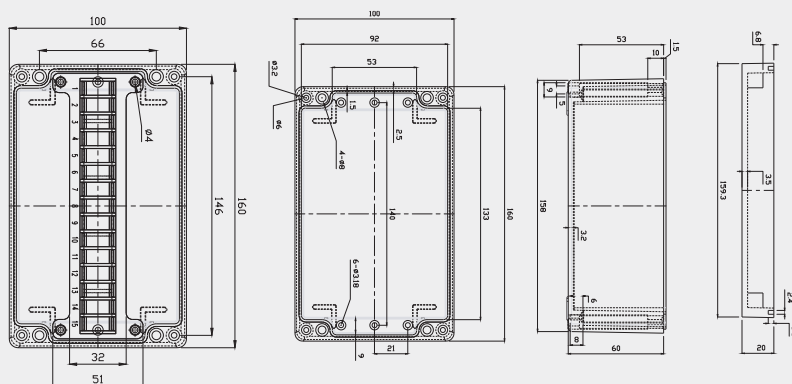


## Dimension (Allowable error: ± 1mm)



Part Number	Dimensions(mm)	INCH
	W×H×H	
DS-AL-10PT	115×90×55	4.53×3.54×2.17

## Dimension (Allowable error: ± 1mm)



Part Number	Dimensions(mm)	INCH
	W×H×H	
DS-AL-15P	160×100×80	6.30×3.94×3.15




# DSE HI BOX

## Main Components of DSE HI BOX

### ■ Draw latches

The draw latches made of stainless steel are double locking safety devices.

Model NO : DSM-65, DSM-55,  
DSM-45  
Material : SUS304



### ■ Locking kit

This is a locking kit which prohibits unauthorized persons from using the product.

Model NO : DSK-40,20,20M  
Material : SUS304, EPDM



All the items of HI BOX can be applide.

### ■ Bracket

These brackets are used to fix boxes on the walls

Model NO : DS-B-60,50,40  
Material : SUS304



### ■ Ventilator

Used to equalize internal and external temperature and pressure, and to prevent internal condensation.

Model NO : DS-VH-40,50  
Material : ABS, AC, Polyester




All the items of HI BOX can be applide.

### ■ Hinge

These hinges are made of stainless steel to ensure strength and durability

Model NO : DSH-50,35  
Material : SUS304



### ■ Thumb Screw for aluminum panel

Multipurpose Frame and the Aluminum panel is solidly fixed.

Model NO : DSL-10  
Material : SUS, Brass Alloy



### ■ Hinge for fitting Aluminum panel

Alumium panel is connected with the Multipurpose Frame which is simple and solid.


Model NO : DSH-25  
Material : SUS304



### ■ Plastic Draw latch

Both of assembling function and locking function is simple and no corrosion, and the intensity is excellent.

Model NO : All items of NICE BOX  
Material : ABS, AC, Polyester



### ■ Clip and Clip Hinge

It is possible the installation function of Aluminum panel and height adjusting function

Model NO : DS-CH-50  
Material : ABS, AC, Polyester



### ■ Plastic bracket

Beautiful appearance and the corrosion-proof and durability is excellent.

Model NO : DS-PB-40,30  
Material : ABS, AC, Polyester



### ■ Clip

At the time of fixing the Aluminum panel's 4-side, the height of 5step (10mm interval) is made possible.


Model NO : DS-C-50  
Material : ABS, AC, Polyester





### ■ Plastic Plate

It is fitted to inside boxes for mounting customer equipment.

Material : ABS, AC, Polyester



# The Fitting of Extension frame & Special hinge, Draw latch



## ■ Extension Frame

- Each 3 Step of EF-AG-3828(380×280×50) should be established on Terminal DS-AG-3828 and perfect waterproof-dustproof can be realized.

## ■ DS-PK-20

- The security can be completed as installing internal key (DS-PK-20)



## ■ DS-AG-3828 EF-AG-3828(Depth 50×3)


- An identical specification to other accessories Terminal Box.
- A control of depth is possible regardless the basic size.
- ① ② - Basic specification · ③ ④ - Optional specification



# Special functions & Products assembled

## ■ SERVING FOR THE ALUMINUM PANEL FITTING ON AN UTILIZATION OF MULTIPURPOSE Frame.

- DSE HI BOX made the convenience high on the use at the time of attaching PCB mechanical plate and the ALUMINUM PANEL utilized with the Multipurpose Frame(DSF-012,1929,2838 etc) which is in the patent and the product main body solidly keeps the balance.



The height can be controlled up to 5 steps with 10mm units.

## ■ SERVING FOR ALUMINUM PANEL FITTING WITH AN UTILIZATION OF CLIP AND CLIP HINGE (Fitting the Clip and Clip Hinge of Control, Terminal, Nice Box, Switch Box, Economy Box)

- DSE HI BOX makes high convenience on its use at the time of attaching PCB mechanical plate and ALUMINUM PANEL with an utilization of Clip and Clip Hinge to be used for its fitting of ALUMINUM PANEL which is requesting for the patent.



## ■ CLIP HINGE

- PCB mechanical plate, aluminum panel and other panels can be perfectly simply installed upon applied the inseting type Clip Hinge which is unnecessary for a special fitting

# Application Range of DSE HI BOX Accessories


MODEL	INTERNAL PLATE	SWINGFRAME PANEL	MULTI-PURPOSE FRAME	CLIP HINGE	BRACKET	LOCKING KIT	VENTILATOR	HINGES, DRAW LATCHES -H TYPE	HINGES OF SWINGFRAME PANEL	PLASTIC SCREW	EXTENSION FRAME
CONTROL BOX	Steel Plate	Plastic swingframe Panel	MULTI-PURPOSE FRAME	DS-C-70 DS-CH-50 DS-CH-60 DS-C-60 DSS-10	DS-B-30 DS-B-40 DS-B-50 DS-B-60 DS-PB-40 DS-PB-30	DSK-20M DSK-20 DSK-40	DS-VH-40 DS-VH-50 (CAP) DS-VH-60/80	DSH-35 DSH-50 DSM-45 DSM-55 DSM-65 DSM-11 DSM-22	DSH-25 DSL-10	DSB-2560 DSB-3300 DSB-1900 DSB-7000 DSB-11000	Extension Frame EF-EPB-715 EPB-730
	Plastic Plate	Aluminum Panel	DSS-15 DSS-20	SUS	Plastic	SUS	Plastic	SUS	SUS		
	DS-O00-012(-W)	DSD-012(PL)		DS-C-50, DS-CH-50 DS-B-50	DS-B-50	DSK-20/40	DS-VH-40/50/60/80	DSH-50, DSM-45	DSH-25, DSL-10		
	-013(-W)	DSD-013		DS-C-50, DS-CH-50 DS-B-50	DS-B-50	DSK-20/40	DS-VH-40/50/60/80	DSH-50, DSM-45	DSH-25, DSL-10		
	-015(-W)	DSD-015		DS-C-50, DS-CH-50 DS-B-50	DS-B-50	DSK-20/40	DS-VH-40/50/60/80	DSH-50, DSM-45	DSH-25, DSL-10		
	-01(-W)	DSD-01		DS-C-50, DS-CH-50 DS-B-50	DS-B-50	DSK-20/40	DS-VH-40/50/60/80	DSH-50, DSM-45	DSH-25, DSL-10		
	-025(-W)	DSD-025		DS-C-50, DS-CH-50 DS-B-50	DS-B-50	DSK-20/40	DS-VH-40/50/60/80	DSH-50, DSM-45	DSH-25, DSL-10		
	-02(-W)	DSD-02		DS-C-50, DS-CH-50 DS-B-50	DS-B-50	DSK-20/40	DS-VH-40/50/60/80	DSH-50, DSM-45	DSH-25, DSL-10		
	-036(-W)	DSD-036		DS-C-50, DS-CH-50 DS-B-50	DS-B-50	DSK-20/40	DS-VH-40/50/60/80	DSH-50, DSM-45	DSH-25, DSL-10		
	-03(-W)	DSD-03		DS-C-50, DS-CH-50 DS-B-60	DS-B-60	DSK-20/40	DS-VH-40/50/60/80	DSH-50, DSM-45	DSH-25, DSL-10		
	-04	DSD-04		DS-C-50, DS-CH-50 DS-B-60	DS-B-60	DSK-20/40	DS-VH-40/50/60/80	DSH-50, DSM-45	DSH-25, DSL-10		
	DS-O00-07	Production by order	Production by order	DS-C-70, DS-CH-70 DS-B-60	DS-B-60	DSK-20/40	DS-VH-40/50/60/80				
SM-O00-09	Production by order	Production by order	DS-C-10	-	DSK-20/40	DS-VH-40/50/60/80				Stainless Steel Bolt	
DS-O00-0506(S)	Production by order	Production by order	DS-C-10	-	DSK-20/40	DS-VH-40/50				Stainless Steel Bolt	
-0808	Production by order	Production by order	DS-C-10	DS-B-40	DSK-20/40	DS-VH-40/50				DSB-2500	
-0712(-1, -2)	DS-0712(PL)	Production by order	DS-C-10	DS-B-40	DSK-20/40	DS-VH-40/50				DSB-2500, DSB-3300	
-0811(-1)	DS-0811(PL)	Production by order	DS-C-10	DS-B-40	DSK-20/40	DS-VH-40/50				DSB-2500	
-0811-S	DS-0811(PL)	Production by order	DS-C-10	DS-B-40	DSK-20/40	DS-VH-40/50				DSB-2500	
-0813(-1)	DS-0813(PL)	Production by order	DS-C-10	DS-B-40	DSK-20/40	DS-VH-40/50				DSB-2500, DSB-3300	
-0816(-S)	DS-0816	Production by order	DS-C-10	DS-B-40	DSK-20/40	DS-VH-40/50				Stainless Steel Bolt	
-0818(-1)	DS-0818(PL)	Production by order	DS-C-10	DS-B-40	DSK-20/40	DS-VH-40/50				DSB-2500, DSB-3300	
-0820	DS-0818(PL)	Production by order	DS-C-10	DS-B-40	DSK-20/40	DS-VH-40/50				DSB-2500, DSB-3300	
-0825(-1)	DS-0825(PL)	Production by order	DS-C-10	DS-B-40	DSK-20/40	DS-VH-40/50				DSB-2500, DSB-3300	
-1010(-S)	DS-1010	Production by order	DS-C-10	DS-B-40	DSK-20/40	DS-VH-40/50				DSB-2500	
-1212(-S)	DS-1212(PL)	Production by order	DS-C-10	DS-B-40	DSK-20/40	DS-VH-40/50				DSB-2500	
-1217(-1)	DS-1217(PL)	Production by order	DS-C-10	DS-B-40	DSK-20/40	DS-VH-40/50				DSB-2500	
-1417	DS-1417(PL)	Production by order	DS-C-10	DS-B-40	DSK-20/40	DS-VH-40/50				DSB-2500	
-1123		Production by order	DS-C-10	DS-B-40	DSK-20/40	DS-VH-40/50				DSB-2500	
-1423	DS-1423(PL)	Production by order	DS-C-10	DS-B-40	DSK-20/40	DS-VH-40/50/60/80				DSB-2500	
-1515	DS-1515(PL)	Production by order	DS-C-10	DS-B-40	DSK-20/40	DS-VH-40/50/60/80				DSB-2500	
-1520(-1, -S, -B, -B1)	DS-1520(PL)	Production by order	DS-C-10	DS-B-40	DSK-20/40	DS-VH-40/50/60/80				DSB-2500, DSB-7000	
-1525(-1, -B, -B1)	DS-1525(PL)	Production by order	DS-C-10	DS-B-40	DSK-20/40	DS-VH-40/50/60/80				DSB-2500, DSB-7000	
-1717(-1, -2)	DS-1717(PL)	Production by order	DS-C-10	DS-B-40	DSK-20/40	DS-VH-40/50/60/80				DSB-2500, DSB-25.33.7000	
-1725(-1)	DS-1725(PL)	Production by order	DS-C-10	DS-B-40	DSK-20/40	DS-VH-40/50/60/80				DSB-2500, DSB-25.33.7000	
-2020(-S, -B)	DS-2020(PL)	Production by order	DS-C-10	DS-B-40	DSK-20/40	DS-VH-40/50/60/80				DSB-2500	
DS-O00-1919	DS-1919	Production by order	DS-C-50, DS-CH-50 DS-B-50	DS-B-50	DSK-20/40	DS-VH-40/50/60/80				DSB-2500	EF-1919, EPB-730, EPB-715
-2819(-1, -B, -B1, -1M)	DS-2819(PL)	DSD-2819	DS-C-50, DS-CH-50 DS-B-50	DS-B-50	DSK-20/40	DS-VH-40/50/60/80				DSB-4900, DSB-11000	
-3819(-1, -B, -B1)	DS-3819(PL)	Production by order	DS-C-50, DS-CH-50 DS-B-50	DS-B-50	DSK-20/40	DS-VH-40/50/60/80				DSB-4900, DSB-11000	
-2828	DS-2828(PL)	DSD-2828	DS-C-50, DS-CH-50 DS-B-50	DS-B-50	DSK-20/40	DS-VH-40/50/60/80				DSB-4900	EF-2828, EPB-730, EPB-715
-2834	DS-2834(PL)	Production by order	DS-C-50, DS-CH-50 DS-B-50	DS-B-50	DSK-20/40	DS-VH-40/50/60/80				DSB-4900	
-3828(-1, -B, -B1)	DS-3828(PL)	DSD-3828	DS-C-50, DS-CH-50 DS-B-50	DS-B-50	DSK-20/40	DS-VH-40/50/60/80				DSB-4900, DSB-11000	EF-2828, EPB-730, EPB-715
-5628	DS-2828(PL)(2EA)	Production by order	DS-C-50, DS-CH-50 DS-B-50	DS-B-50	DSK-20/40	DS-VH-40/50/60/80				DSB-4900	EF-5628, EPB-730, EPB-715
-5638	DS-3828(PL)(2EA)	Production by order	DS-C-50, DS-CH-50 DS-B-50	DS-B-50	DSK-20/40	DS-VH-40/50/60/80				DSB-4900	EF-5638, EPB-730, EPB-715

\*As for the Plastic Accessory, an identical material is possibly applied in accordance with the material=quality of the product. \*Production by order






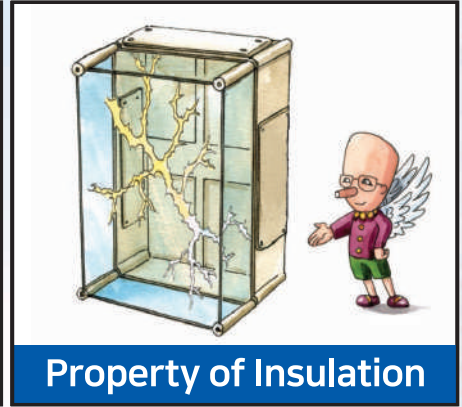
## The Characteristics of DSE HI BOX



Water-Proof



Non-Flammability



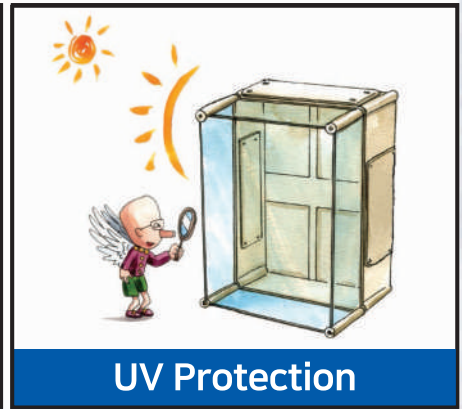
Property of Insulation




Impact Resistance




Corrosion Resistance




UV Protection



Workability



No Halogen



Lightness



# DSE HI BOX Ingress Protection Grade

## # DSE HI BOX Protection Enclosure IP67, IP68 IK 08~10

### Box Ingress Protection Grade : IEC60529

IEC(International Electrotechnical Commission) defines protection structure of electric instruments or protection boxes as follows



First Number Protection Against Solid Objects		Second Number Protection Against Liquids		IK Code Protection Against Mechanical Impact	
IP	Test	IP	Test	IK	Test
0	No Protection	0	No Protection	00	No Protection
1	Protected against solid objects up to 50mm	1	Protected against vertically falling water drops	01-05	[Impact(1Joule)]
2	Protected against solid objects up to 12.5mm	2	Protected against vertically falling water drops when enclosure tilted up to 15°	06	impact 1 joule
3	Protected against solid objects up to 2.5mm	3	Protected against spraying water	07	impact 2 joule
4	Protected against solid objects up to 1.0mm	4	Protected against splashing water	08	impact 5 joule
5	Dust-tight	5	Protected against water jets	09	impact 10 joule
6	Dust-tight protected	6	Protected against powerful water jets	10	impact 20 joule
		7	Protected against the effects of immersion between 15cm and 1m during 30min		
		8	Protected against the effects of continuous immersion under pressure		



- Obtained the Inspection Standard UL Mark which is a Private organization relative to the Stability Regulation of American consumer products.
- Material Grade - Type 4X
- Passed Grade - Type 4X Environments


www.dsehibox.com

## DSE HIBOX UL CERTIFICATION

DSE Inc. Part No.	DSE Inc. Description
UNP-000-1515-19	Unique Box
UNP-000-1515-12	Unique Box
UNP-000-1621-10	Unique Box
UNP-000-1621-13	Unique Box
UNP-000-1626-10	Unique Box
UNP-000-1626-13	Unique Box
UNP-000-1928-10	Unique Box
UNP-000-1928-14	Unique Box
UNP-000-2030-13	Unique Box
UNP-000-2030-15	Unique Box
UNP-000-2030-18	Unique Box
UNP-000-2121-10	Unique Box
UNP-000-2121-13	Unique Box
UNP-000-2535-15	Unique Box
UNP-000-2535-18	Unique Box
UNP-000-2828-13	Unique Box
UNP-000-3040-15	Unique Box
UNP-000-3040-18	Unique Box
UNP-000-3546-16	Unique Box
UNP-000-3546-20	Unique Box
UNP-000-4050-20	Unique Box
UNP-000-6080-18	Unique Box
UNP-000-6080-28	Unique Box
UN-000-1515-09	Unique Box
UN-000-1515-12	Unique Box
UN-000-1621-10	Unique Box
UN-000-1621-13	Unique Box
UN-000-1626-10	Unique Box
UN-000-1626-13	Unique Box
UN-000-1928-10	Unique Box
UN-000-1928-14	Unique Box
UN-000-2030-13	Unique Box
UN-000-2030-15	Unique Box
UN-000-2030-18	Unique Box
UN-000-2121-10	Unique Box
UN-000-2121-13	Unique Box
UN-000-2535-18	Unique Box
UN-000-2828-13	Unique Box
UN-000-3040-15	Unique Box
UN-000-3040-18	Unique Box
UN-000-3546-16	Unique Box
UN-000-3546-20	Unique Box
UN-000-4050-20	Unique Box
UN-000-6080-18	Unique Box
UN-000-6080-28	Unique Box
SM-000-015	Smart Box
SM-000-01	Smart Box
SM-000-02	Smart Box
SM-000-03	Smart Box
SM-000-09	Smart Box

DSE Inc. Part No.	DSE Inc. Description
EN-000-1818	Economy Box
EN-000-2030	Economy Box
EN-000-3040	Economy Box
EN-000-1013	Economy Box
EN-000-1015	Economy Box
EN-000-1020	Economy Box
EN-000-1027	Economy Box
EN-000-4353-S	Economy Box
EN-000-4353	Economy Box
EN-000-5060-S	Economy Box
EN-000-5060	Economy Box
EN-000-5070	Economy Box
EN-000-5070-S	Economy Box
EN-000-1515	Economy Box
EN-000-1520	Economy Box
EN-000-2030-S	Economy Box
EN-000-2030-B	Economy Box
EN-000-2227	Economy Box
EN-000-2535	Economy Box
EN-000-2535-B	Economy Box
EN-000-3040-B	Economy Box
EN-000-3545-S	Economy Box
EN-000-3545	Economy Box
EN-000-4050	Economy Box
EN-000-4050-B	Economy Box
EN-000-6080	Economy Box
DS-000-012	Control Box
DS-000-012-W	Control Box
DS-000-015	Control Box
DS-000-015-W	Control Box
DS-000-01	Control Box
DS-000-01-W	Control Box
DS-000-02	Control Box
DS-000-02-W	Control Box
DS-000-03	Control Box
DS-000-03-W	Control Box
DS-000-04	Control Box
DS-000-07	Control Box (Big Box)
DS-000-013	Control Box
DS-000-013-W	Control Box
DS-000-025	Control Box
DS-000-025-W	Control Box
DS-000-036	Control Box
DS-000-036-W	Control Box

000-PG, PT, PCG, PCT.



DSE Inc. Part No.	DSE Inc. Description
DS-000-1919	Terminal Box
DS-000-2819	Terminal Box
DS-000-2819-1	Terminal Box
DS-000-2819-1M	Terminal Box
DS-000-2819-B	Terminal Box
DS-000-2819-B1	Terminal Box
DS-000-2828	Terminal Box
DS-000-2834	Terminal Box
DS-000-2838	Terminal Box
DS-000-2838-1	Terminal Box
DS-000-3819	Terminal Box
DS-000-3819-1	Terminal Box
DS-000-3819-B	Terminal Box
DS-000-3819-B1	Terminal Box
DS-000-3828-B	Terminal Box
DS-000-3828-B1	Terminal Box
DS-000-5628	Terminal Box
DS-000-5638	Terminal Box
Terminal Box H Type	Terminal Box & Hinge Box
NE-000-1515	Terminal Box
NE-000-1722	Terminal Box
NE-000-1727	Terminal Box
NE-000-1722-B	Terminal Box
NE-000-1727-B	Terminal Box
NE-000-1929-S	Terminal Box
NE-000-1929	Terminal Box
NE-000-1929-M	Terminal Box
NE-000-2530	Terminal Box
NE-000-2530-S	Terminal Box
NE-000-2535	Terminal Box
NE-000-2919-S	Terminal Box
NE-000-2919	Terminal Box
NE-000-2939-S	Terminal Box
NE-000-2939-M	Terminal Box
NE-000-2939	Terminal Box
NE-000-2939-MS	Terminal Box
NE-000-3030-S	Terminal Box
NE-000-3030	Terminal Box
NE-000-3546-S	Terminal Box
NE-000-3546	Terminal Box
EL-000-1308	Electronic Box
EL-000-1313	Electronic Box
EL-000-1318	Electronic Box
EL-000-1308-B	Electronic Box
EL-000-1313-B	Electronic Box
EL-000-1318-B	Electronic Box
PL-000-0609	Unit Box
PL-000-0709	Unit Box
PL-000-0816	Unit Box

DSE Inc. Part No.	DSE Inc. Description
DS-000-0506	Switch Box
DS-000-0506-S	Switch Box
DS-000-0507	Switch Box
DS-000-0712	Switch Box
DS-000-0712-1	Switch Box
DS-000-0712-2	Switch Box
DS-000-0808	Switch Box
DS-000-0811-S	Switch Box
DS-000-0811-S1	Switch Box
DS-000-0811	Switch Box
DS-000-0813	Switch Box
DS-000-0816	Switch Box
DS-000-0816-S	Switch Box
DS-000-0818	Switch Box
DS-000-0820	Switch Box
DS-000-0825	Switch Box
DS-000-0811-1	Switch Box
DS-000-0813-1	Switch Box
DS-000-0818-1	Switch Box
DS-000-0825-1	Switch Box
DS-000-1010	Switch Box
DS-000-1010-S	Switch Box
DS-000-1123	Switch Box
DS-000-1212-S	Switch Box
DS-000-1212	Switch Box
DS-000-1217	Switch Box
DS-000-1217-1	Switch Box
DS-000-1417	Switch Box
DS-000-1423	Switch Box
DS-000-1515	Switch Box
DS-000-1520	Switch Box
DS-000-1520-S	Switch Box
DS-000-1520-1	Switch Box
DS-000-1520-S1	Switch Box
DS-000-1520-B	Switch Box
DS-000-1520-B1	Switch Box
DS-000-1525	Switch Box
DS-000-1525-1	Switch Box
DS-000-1525-B	Switch Box
DS-000-1525-B1	Switch Box
DS-000-1717	Switch Box
DS-000-1717-1	Switch Box
DS-000-1717-2	Switch Box
DS-000-1725	Switch Box
DS-000-1725-1	Switch Box
DS-000-2020	Switch Box
DS-000-2020-B	Switch Box
DS-000-2020-S	Switch Box
Switch Box HOLE Type	Switch Box
Switch Box H Type	Switch Box & Hinge Box

## Material Comparison of DSE HI BOX


ITEM	MATERIAL	ABS	AC	POLYCARBONATE	POLYESTER	NYLON
				(Lexan 943AR/123R)		
옥외사용		▲	★★★	★★★	★★★★★	●
옥내사용		★★★	★★★★★	★★★★★	★★★★★	★★★★★
견고성		★	★★★	★★★★	★★★★	★★★
경량성		★★★★★	★★★★★	★★★★★	★★★★★	★★★★★
내충격성		★★★	★★★★★	★★★★★	★★★★★	★★★
Alcohols		★★★	N	★★★	★★★	★★★
Ketones		▲	▲	▲	▲	N
Esters		●	▲	●	▲	N
Alkalis		★	▲	▲	▲	N
Oils(unsaturated aliphatic mixtures)		★★★	▲	N	★★★★★	N
Waxes(heavy oils)		★★★	★★★	N	★★★	N
Brake fluid		★	▲	N	★★★★★	N
Hot water (80°C 이상)		★★★	★★★	N	★★★	N

- ★★★★★ : Very good (unaffected in its performance with regard to time, temperature and stress)
- ★★★ : Good (acceptable in normal exposure, but higher temperatures may result in major loss of properties)
- : Fair (only for short exposures at lower temperatures or when loss of mechanical properties is not critical)
- ▲ : Poor (not recommended)
- N : not tested

※Please feel free to contact us for recommendations and assistance on specification writing

## Working for hole on enclosure by request

DSE HI BOX have started the business named "hole processing working" for the protection of products appearance and the protection of products against the rough handling, at client's desire for various specification based on an extensive knowledge and experience.



## Production by order




### ■ SERVICE FOR THE COLOR

We serve for supplying high quality products with the wide color-tone and various colors in accordance with a requirement from the user.



### ■ SERVICE silk screen & letter embossing

We serve for supplying high quality with a silk screen and letter embossing by a requirement from the user.



### ■ service for emi

(electromagnetic interference), rfi (radio frequency interference) products.

# History

1990. 12. 21	Established The Dong-Sin Co. (Company's own model was developed and began to domestic supplies)
1995. 01. 19	Changed the company' name as Dong-Sin Engineering (Began to export)
1997. 05. 23	In the field of domestic plastic Box Business, first obtained the Certificate of Capacity Test on stable Korea Gas Corporation (Ex ell T4)
1997. 07. 25	Obtained Germany's VDE Mark (Grade-ip66)
1997. 09. 16	Obtained CE Mark of European Communities
1998. 04. 27	Obtained American UL Mark (UL508A Type 4X)
1999. 09. 01	Obtained Germany's TUV Mark
2001. 07. 13	Moved to Saha-gu
2002. 01. 01	Changed the company's name as DSE, Inc.
2003. 06. 26	Chosen Export Prosperous small-medium sized company by Korean Government
2003. 11. 30	Achieved Export Award for one-million dollar export and an honor of President of Korea Certification Mark
2006. 11. 11	Obtained Environment Management System. ISO 14001:2004 / DSA 14001:2004 registered
2011. 05. 26	KOR-EU FTA
2011. 11. 30	Achieved Expor Award for three-million dollar export
2012. 08. 01	Obtained Germany TUV Mark (IP67)
2014. 10. 27	Obtained Germany TUV Mark (IP68)
2015. 10. 19	Moved to Nam-gu
2017. 12. 05	Achieved Export Award for five-million dollar export

## DSE HI BOX Patent

- ▶ Patent : No.10-1359303, No.10-1441060
- ▶ Utility Model : No.20-465429
- ▶ Design : No.30-0473986, No.30-0667966, No.30-0716830, No.30-0716831  
No.30-0766007, No.30-0766008, No.30-0766009, No.30-0868325
- ▶ Trademark Registration : No.40-0330816, No.40-0383187, No.40-0383188, No.40-0956750  
No.40-1046352, No.40-1052181, No.40-1381272, No.40-1381273

## Mark Acquisition



- Passed IP-67, IK-08 (mechanical stress) in accordance with EN 60529-1 : 1991 for IP-Code EN 50102 : 1995 for IK-Code through TUV Rheinland of Germany

- Dust protected acc, to IEC 529 IP 6X passed
- Protected against temporary immersion acc, to IEC 529 IP X7 passed
- During the test no dust no water entered



- At the EC Executive Committee under the control of European Communities.



- Obtained the Inspection Standard UL Mark which is a Private organization relative to the Stability Regulation of American consumer products.
- Material Grade - Type 4X
- Passed Grade - Type 4X Environments.



- Has been assessed by ACE (JAS-ANZ) and complies with Quality Assurance
- Requirements of ISO 9001:2000 / ISO 14001:2000
- This is to certify that the Quality Management System of DSE INC.

## RoHS (Restriction of Hazardous Substances)

RoHS Directive essentially states that electrical and electronic products put on the market within the EU shall not contain lead, cadmium, mercury, hexavalent chromium, polybrominated biphenyls (PBBs), or polybrominated diphenylethers (PBDEs) after July 1, 2006. DSE HI-BOX products including all accessories fulfill the requirement of PoHS requirement.

...we make what you make, **better**



The view of the Factory

## **DSE, Inc.**

227, Sinseon-ro, Nam-gu,  
Busan, #48553 Republic of Korea  
E-mail : [dsehibox@dsehibox.com](mailto:dsehibox@dsehibox.com)  
<http://www.dsehibox.com>  
TEL : +82-51-266-8798 / +82-51-266-8811  
FAX : +82-51-891-8384

For further information, please contact

If you need suitable for products and select,  
Please feel free to call or email.  
Then, we will response, right away.