

DATA SHEET: EMERGENCY LIGHT TEST RELAY ZR5RT011



- Timer for automatic test of emergency lights
- Integrated test key
- 1 change over contact
- Width 17.5 mm
- Installation design

TECHNICAL DATA

1. Functions

Ws Single shot leading edge with control contact

2. Time ranges

Time range reversible between 10min, 30min, 60min, 90min, 2h and 3h

3. Indicators

Green LED U/t ON: indication of supply voltage
 Green LED U/t flashes: indication of time period t
 Green LED U/t flashes fast: abort of time period t
 Yellow LED ON/OFF: indication of relay output

4. Mechanical design

Self-extinguishing plastic housing, IP rating IP 40
 Mounted on DIN-rail TS 35 according to EN 60715
 Mounting position: any
 Shockproof terminal connection according to VBG 4 (PZ1 required), IP rating IP20
 Tightening torque: max. 1Nm
 Terminal capacity:
 1 x 0.5 to 2.5 mm² with/without multicore cable end
 1 x 4 mm² without multicore cable end
 2 x 0.5 to 1.5 mm² with/without multicore cable end
 2 x 2.5 mm² flexible without multicore cable end

5. Input circuit

Supply voltage: 230V AC
 Terminals: L-N
 Tolerance: -15% to +10%
 Rated frequency: 48 to 63Hz
 Rated consumption: 2VA (1.0W)
 Duty cycle: 100%
 Reset time: 500ms
 Ripple and noise at DC: -
 Drop out voltage: >30% of supply voltage
 Overvoltage category: III (in accordance with IEC 60664-1)
 Rated surge voltage: 4kV

6. Output circuit

1 change over contact

NORMALLY OPEN CONTACT

Terminals: L-18
 Rated voltage: 250V AC
 Switching capacity: 1250VA (5A / 250V AC)

NORMALLY CLOSED CONTACT

Terminals: L-16
 Rated voltage: 250V AC
 Switching capacity: 2500VA (10A / 250V AC)
 If the distance between the devices is less than 5mm!

Switching capacity: 4000VA (16A / 250V AC)
 If the distance between the devices is greater than 5mm!
 Start-up peak (20ms): 80A

Mechanical life: 30 x 10⁶ operations
 Electrical life:
 Resistive load: 10⁵ operations at 16A 250V
 Lamp load: 80.000 operations at 1000W 250V

7. Accuracy

Base accuracy: ±5%
 Adjustment accuracy: -
 Repetition accuracy: <2%
 Voltage influence: -
 Temperature influence: ≤1%

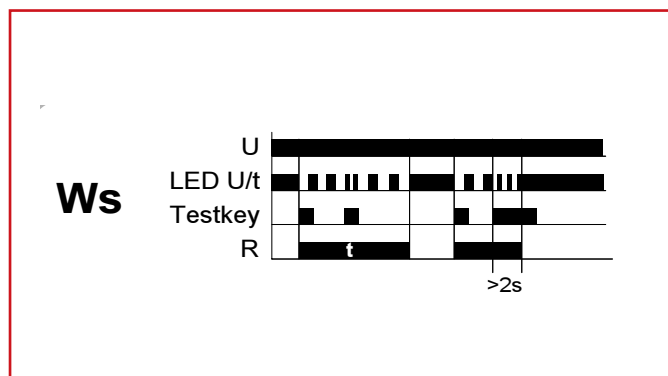
8. Ambient conditions

Ambient temperature: -25 to +55°C
 Storage temperature: -25 to +70°C
 Transport temperature: -25 to +70°C
 Relative humidity: 15% to 85% (in accordance with IEC 60721-3-3 class 3K3)
 Pollution degree: 2, if built in 3 (in accordance with IEC 60664-1)

FUNCTIONS

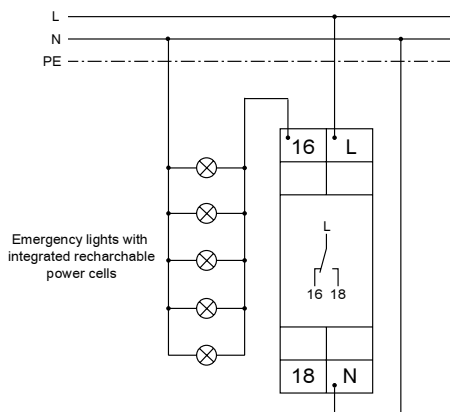
Single shot leading edge with control contact (Ws)

The supply voltage U must be constantly to the device (green LED U/t illuminated). Pressing the integrated test key forces the output relay R to switch into on-position (yellow LED illuminated), so the emergency lights are disconnected from the mains and the set interval t begins (green LED U/t flashes). After the interval t has expired (green LED U/t illuminated), the output relay R switches into off-position (yellow LED not illuminated) and the emergency lights are reconnected to the mains. During the interval, the test key can be operated any number of times. Prolonged pressure on the test key (>2s) aborts the running test interval (green LED U/t flashes fast) and a further cycle can be started.

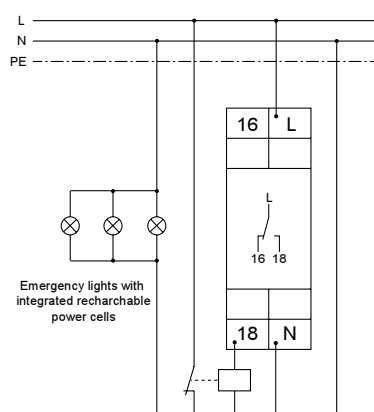


CONNECTIONS

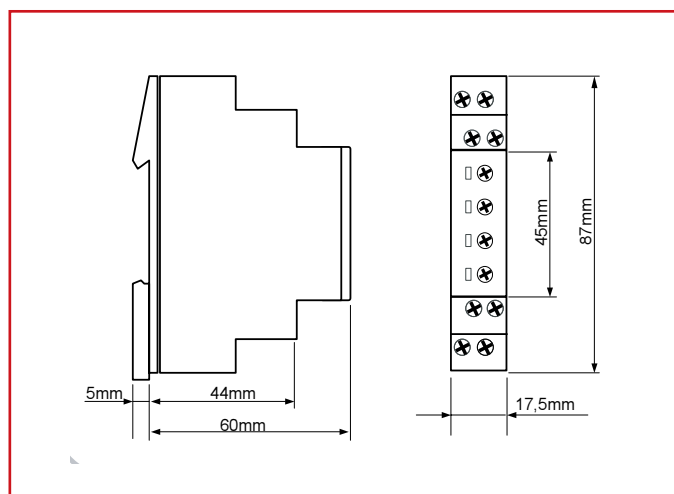
Direct connection of emergency lights ($I < 16A$)



Switching emergency lights with contactor ($I > 16A$)



DIMENSIONS



DESCRIPTION	ORDER NUMBER
Emergency light tester	ZR5RT011