


# PRODUCT CATALOGUE

High-protection electrical connection solutions,  
resistant to dust, water, and mechanical impacts





---

High-protection electrical connection solutions,  
resistant to dust, water, and mechanical impacts.

---

# Contents

---

<b>Introduction to Techno</b>	<b>04</b>
Mission and values	06
Our connection solutions	10
IoTH <sup>®</sup> and xDRY <sup>®</sup> technologies	20
Types of connections	22
<b>TEETUBE<sup>®</sup> connectors</b>	<b>24</b>
TEETUBE <sup>®</sup> connectors	28
TEETUBE <sup>®</sup> panel connectors	32
TEETUBE <sup>®</sup> circular branch connectors	38
<b>TEEPLUG<sup>®</sup> Plug &amp; Socket connectors</b>	<b>44</b>
TEEPLUG <sup>®</sup> Inline plug & socket connectors	48
TEEPLUG <sup>®</sup> panel-mount plug & socket connectors	60
<b>TEEBOX<sup>®</sup> junction boxes</b>	<b>70</b>
TEEBOX <sup>®</sup> junction boxes	74
TEEBOX <sup>®</sup> power distribution units	82
<b>Other connection systems</b>	<b>92</b>
TEEGLAND <sup>®</sup> cable glands	94
TEEBLOCK <sup>®</sup> linear terminal blocks	96
TEEDRUM <sup>®</sup> circular terminal blocks	98
<b>Accessories</b>	<b>100</b>
<b>Correspondence between industrial packaging code and blister code</b>	<b>108</b>
<b>Guide to interpreting product codes</b>	<b>115</b>

## Efficient, Fast and Specialised

From a manufacturer of technical plastic products to a leader in the field of electrical connections with high protection against water and dust (IP6x), Techno has evolved into a comprehensive partner for the development of innovative and customised solutions. Today, Techno is not just a cutting-edge company; it is a trusted partner with over 30 years of experience in plastics, product development, and additive manufacturing, dedicated to creating customised solutions that meet your specific needs.



### An authentic “Made in Italy” production

Techno designs and manufactures in Italy, relying on suppliers, consultants, and partners based on the national territory. Techno is Made in Italy certified according to Italian Law (Law No. 166, Article 16).

### THE ADVANTAGES OF CHOOSING TECHNO

- + Certification of origin and quality (Institute for the Protection of Italian Manufacturers)
- + Integrated internal design and production processes: ‘short and efficient’ supply chain
- + Flexibility and speed in the development and creation of both catalogue and customised solutions

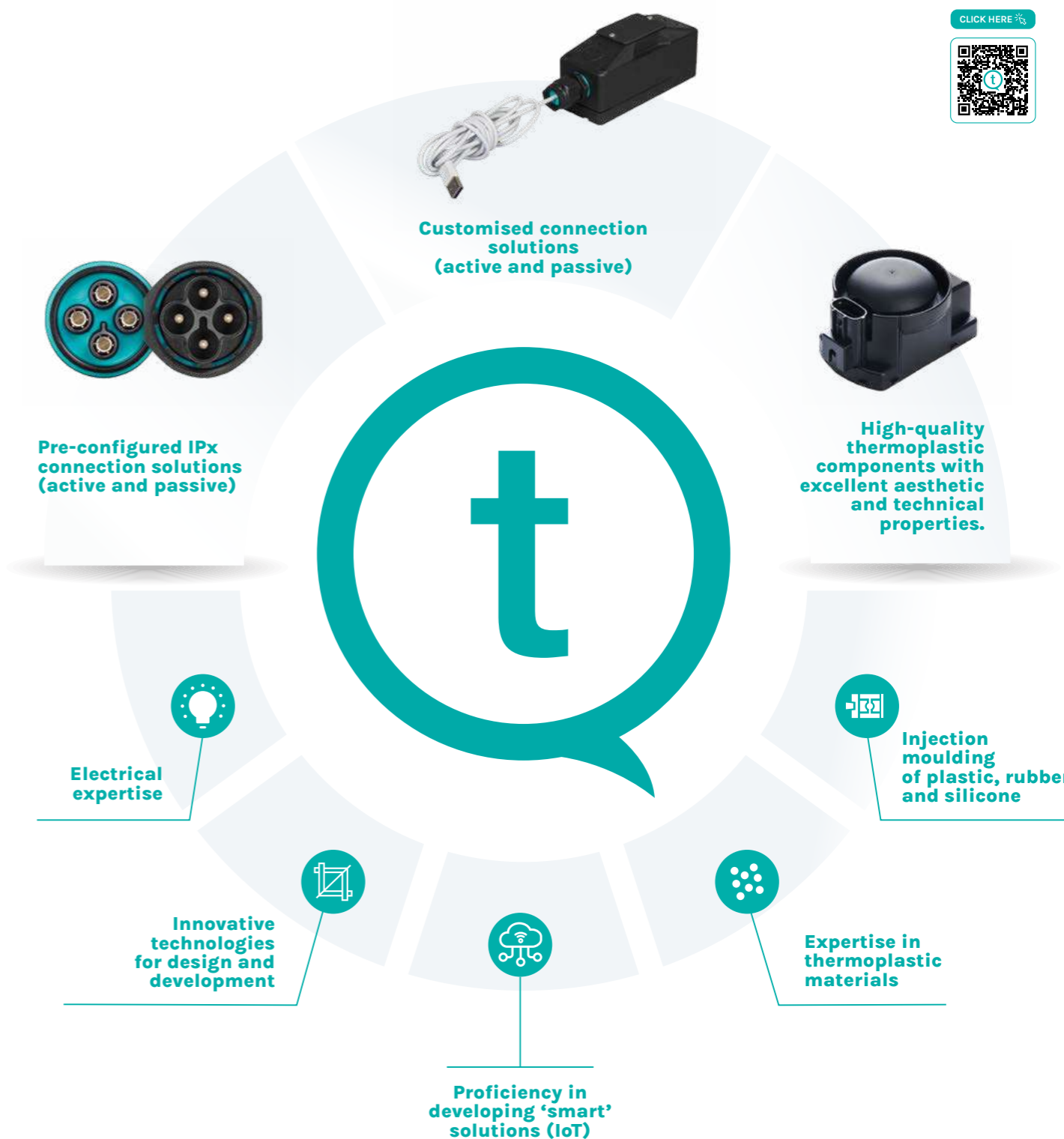
CLICK HERE



## Reliable and functional connectors

Our range of catalogue solutions, along with custom design and manufacturing services, ensures our clients receive products that are guaranteed for durability and certified. With us, you will always find the right solution and the support of a specialised partner.

### Proficiency and speed in developing customised solutions



## Our mission

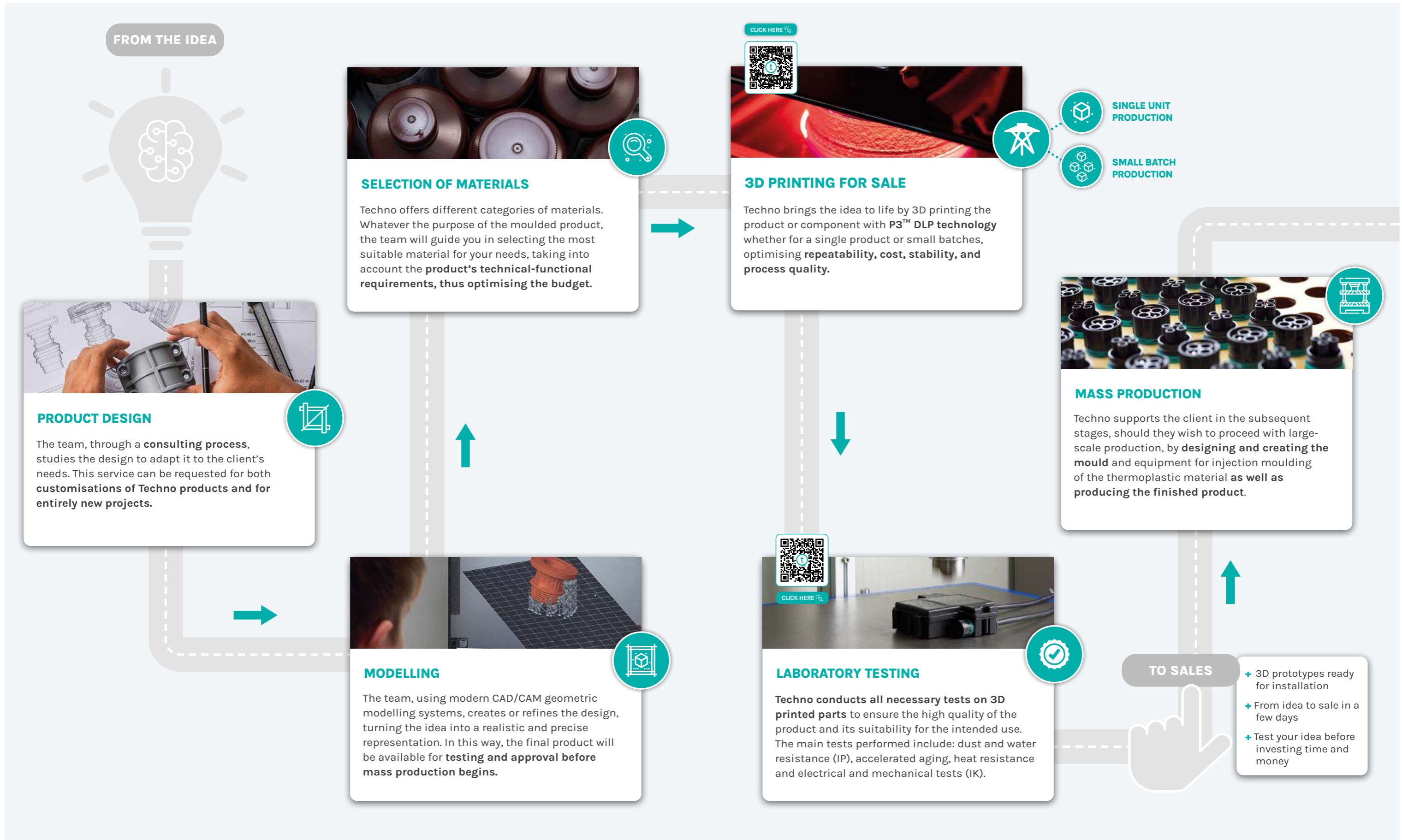
To design and develop high-quality thermoplastic polymer components for high-resistance electrical connection solutions

## Our added value

Facilitating installation and maintenance activities, whilst ensuring the safety of electrical systems and equipment.

### THE ADVANTAGES OF CHOOSING TECHNO

- More compact connections compared to standard solutions
- Electrical performance up to 41A/630V AC
- Direct current functionality
- Protection up to IP69 and impact resistance up to IK10
- Operational functionality up to 100°C
- Screw and spring connections for field wiring (and crimp versions)
- Quick coupling and uncoupling of connections
- Pre-configured electrical distribution solutions and plug & socket solutions



**Guaranteeing safety, visual comfort and aesthetics for your projects**  
Our commitment to develop safer connections and aesthetically non-invasive products.



Application Example  
Installation in urban areas and gardens

**2**  
Increased resistance against humidity  
(xDRY® anti-condensation solutions)



**xDRY**  
ELECTRICAL  
CONNECTORS IP68  
ANTICONDENSATION

CLICK HERE



Pre-wired quick-connection mini junctions (IP68)  
(TH392 xDRY® Series)

- + Compact for small spaces
- + Ideal for sequential connections
- + Convenient alternative to junction boxes (speed and functionality)

**3**  
Miniaturised solutions for maximum  
functional and aesthetic integration



CLICK HERE



Micro plug & socket connectors (IP66/IP68/IP69)  
(TH381/TH625 Series for AC/DC circuits)

- + Connector diameter: 14 mm and wiring with screw terminals
- + Quick plug-and-play coupling and uncoupling
- + Kit with junctions for series and parallel wiring

**Precision, efficiency and reliability guaranteed**  
Our connection solutions ensure electrical continuity in environments with humidity dust, and aggressive external agents.



Application Example  
architectural installation

**4**  
Faster wiring with fewer installation errors



NEW

CLICK HERE



Quick linear mini junctions (IP66/IP68) with spring  
terminals (TH393 Series)

- + Cable wiring without the use of tools
- + Cable gland with tamper-proof system and bayonet coupling
- + Can be integrated into cable trays, conduit pipes and other installation components

**5**  
Greater versatility with boxes with cable  
glands and integrated connectors



NEW

CLICK HERE



Hybrid junction boxes (IP66/IP68)  
(TH209 Hybrid Series)

- + Customisable with modular accessories
- + Compact for installation in confined spaces
- + Electrical and electronic components protected from atmospheric agents

## Safety and reliability for demanding applications

Our commitment is to develop high-quality standard or customised connection solutions designed to last over time.



Application Example installation in ports and construction sites

### 1 More power in smaller sizes



**Mini quick-release plug & socket connectors (IP66/IP68) (TH389U Series)**

- + Ideal for industrial applications up to 25A - 630V AC
- + Quick connect and disconnect (push-pull) to reduce installation errors
- + Resistant to high temperatures with silicone sealing elements

### 3 Guarantee of electrical continuity in power and signal circuits



**Hybrid plug & socket connectors (IP66/IP68) (TH405U, TH406U Series)**

- + Hybrid connectors: 3 poles (Power) + 2 poles (Signal)
- + For conductors up to 8 poles and sections up to 4.0 mm<sup>2</sup>
- + Highly resistant to weather conditions (IP66/IP68)
- + For cable passage up to 16.5 mm
- + Silicone sealing elements

## Preventing the risk of electrical discontinuity caused by external factors

Effective technological solutions that integrate signal and power to ensure long-lasting installations.



Application Example installation in tunnels and underpasses

### 4 Robust electrical junctions for harsh environments



**Power distribution plug & socket connectors (IP66/IP68) (TH389U, TH629U Series)**

- + Available with up to 4 poles for conductors with a cross-section of up to 2.5 mm<sup>2</sup>
- + Quick push-pull coupling and uncoupling
- + Configurations with 1 input and 2 outlets

### 5 Optimisation of installation and maintenance times and costs



**Power distribution plug & socket connectors (IP65) (TH631 Series)**

- + Pre-wired boxes with connectors
- + Quick bayonet coupling and uncoupling
- + For conductors with up to 8 poles

### 6 Reliable cable extension and repair solutions



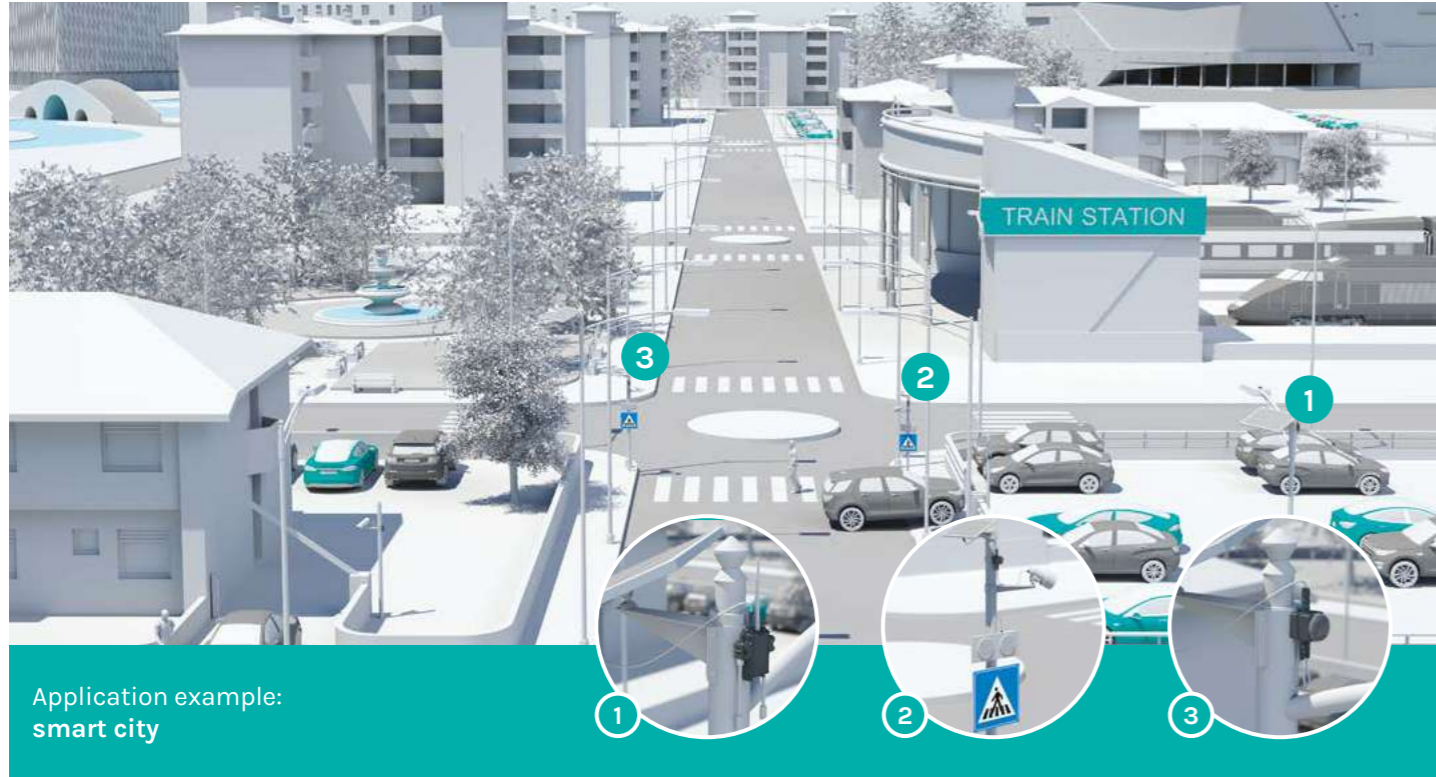
**Linear power connection junctions (IP66/IP68) (TH400U Series)**

- + Re-accessible and re-inspectable junction solutions
- + For conductors with up to 4 poles and a cross-section of up to 6 mm<sup>2</sup>



## High-quality, modular connection platform


for the interconnection of wireless, wired technologies, and sensors in innovative systems.



Application example:  
smart city

## We support OEM manufacturers, system integrators, installers and designers

with pre-configured solutions featuring electronics (IoT-ready) or customised for advanced systems, ensuring reliability and fast installation.



Application example:  
IoT applications in cultivation systems

**1**  
IP68 protection of power supply and signal control



- Pre-configured junction boxes (IP66/IP67/IP68) (IoTH210 Series)**
- + Configurable with IoT systems and electrical connectors
  - + High-impact resistance (IK10)
  - + Slim profile with a height of only 42 mm

**3**  
Compact size with integration of IoT components and sensors



- IoT-Ready mini junction boxes (IP66/IP67) (IoTH212 Series)**
- + Harmonious aesthetics for architectural projects
  - + Installation without tools or screws on the lid (IP66)
  - + Compatible with Techno connectors for up to 6 inputs/outputs

**4**  
Miniaturised connection and distribution kits for low voltage systems (60V DC)



- Micro power distribution plug & socket units (IP66/IP68) (TH625, TH381 Series)**
- + Quick plug-and-play connections in series and parallel
  - + Differentiated versions with mechanical keys and colours for power and signal systems
  - + Compact dimensions for limited spaces (thickness of only 16 mm)

**5**  
Much more than a junction box



- Mini junction boxes up to 6 input-outputs (IP66/IP67) (TH212 Series)**
- + Empty or pre-configured with Techno connections or those of other manufacturers
  - + Versatile and functional, they can be installed on different supports


**6**  
Solutions with integrated voltage-to-current converter



- IoT smart cable gland (IP68) (IoTH450 Series)**
- + Power supply, wiring and voltage-current conversion in a single product
  - + No moisture rise from the external cable (xDRY® anti-condensation barrier)
  - + Available in PG9-M16 version



# Pre-wired electrical solutions



Connection junctions and quick plug & socket connectors with pre-wired and overmoulded cables, made from materials resistant to stress, with an IP6x protection rating against water and dust.



[CLICK HERE](#)



A wide range of wiring solutions available in the catalogue

- + Polarity from 2 to 5 poles
- + Voltage and current up to 17.5 A/500 V
- + Protection rating up to IP68
- + Cable length from 0.5 m to 5 m

### ALL THE SOLUTIONS IN THE CATALOGUE CAN BE CUSTOMISED:



Option to choose a different cable



Cable length available on request



Customisable cable terminal processing

## Why choose a pre-wired solution:



Suitable for withstanding cable bending, disconnections and preventing installation errors, disconnects, and tampering



High reliability thanks to the electrical and mechanical checks carried out by our specialised team on every production



One-piece design, without seals or cable glands, that saves the time typically spent on wiring



Option to create 100% customised solutions

## Customised pre-wired solutions

In addition to the pre-wired products in the catalogue, Techno offers endless customisation options for many other products in its connector range.



[CLICK HERE](#)



Get in touch for a tailored solution



## Expertise and responsiveness in managing the entire project

A multidisciplinary team, including Research and Development, Production, Quality and the Techno Innovation Lab, identifies cutting-edge solutions in materials, manufacturing processes and customised products (mechanical, electrical, or electronic).



100% custom solutions



Customisation of catalogue products



## High-quality customised solutions with cutting-edge technologies

Thanks to the latest 3D printing technologies, we develop your product at low cost, ready to be launched to market in a short time. With Techno, it's also possible to do this for a single piece.

### Innovative P3™ DLP (Digital Light Processing) 3D Printer

- + 100 times faster compared to standard technologies
- + Materials with high mechanical, thermal, and chemical resistance
- + Precision, surface finish and tolerances comparable to those of mass production technology



3D PRINTING for production and sales

1

### New IP65 box for IoT applications and tools

NEW



- + Innovative containment solution that aims to extend industrial applications outdoors.
- + Focuses on integrating Machine Learning functionalities:
  - Protection rating IP65.
  - Durability in various weather conditions
- + Integration is guaranteed not only for Arduino boards but also for other IoT applications and devices.

2

### Connection junction compatible with Wago terminals

NEW



- + Option to choose the number of poles to use for each electrical application.
- + Resistant to thermal and current stress, as well as impacts (IK10).
- + Degree of protection IP68
- + Ability to inspect connections and components thanks to the semi-transparent version

## THE BENEFITS WITH TECHNO INNOVATION LAB



### SPEED

Techno's Innovation Lab team designs your solution in a short time: the new P3™ DLP 3D printer enables the production of your product through an agile and reliable process.



### REPEATABILITY

Efficiency, precision, and reduced material waste enable the production of small batches with cost savings.



### QUALITY

The product is printed with high-quality finishes and features, making it perfectly suitable for use and sale.



### FLEXIBILITY

The advanced software algorithms and state-of-the-art, patented P3™ DLP technology enable the precise printing of complex geometries and components.

The innovative IoTH<sup>®</sup> platform enables the creation and adaptation of any smart project, allowing for flexible selection of the functionalities to integrate in order to meet both project and customer needs.

ACTIVE-CUSTOMISED

## 4 Adaptations of Techno products to integrate IoT solutions (Special Projects)

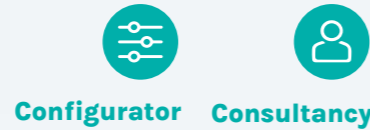


### Active solutions

- ✓ Electronic remote control from the device
- ✓ Protection from weather conditions
- ✓ Integration of plug-and-play elements for quick system configuration

ACTIVE

## 3 Electronic components and IoT integrated into electrical connectors



### Passive solutions

- ✓ Electrical connectors
- ✓ Suitable for containing and protecting terminal blocks

PASSIVE

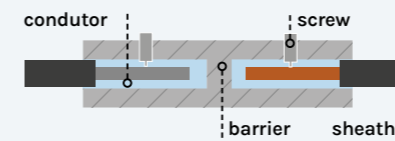
## 2 Pre-assembled passive and active Techno or off-the-shelf components



## 1 Passive connectors and junction boxes




### Catalogue solutions



### Custom-made pre-wired

Ability to design and implement pre-wired solutions to the customer's specifications



### Customised connection solutions with resin coating

Pre-assembled junction boxes and systems with connectors and terminal blocks

**-90% INFILTRATION**  
decrease in water infiltration

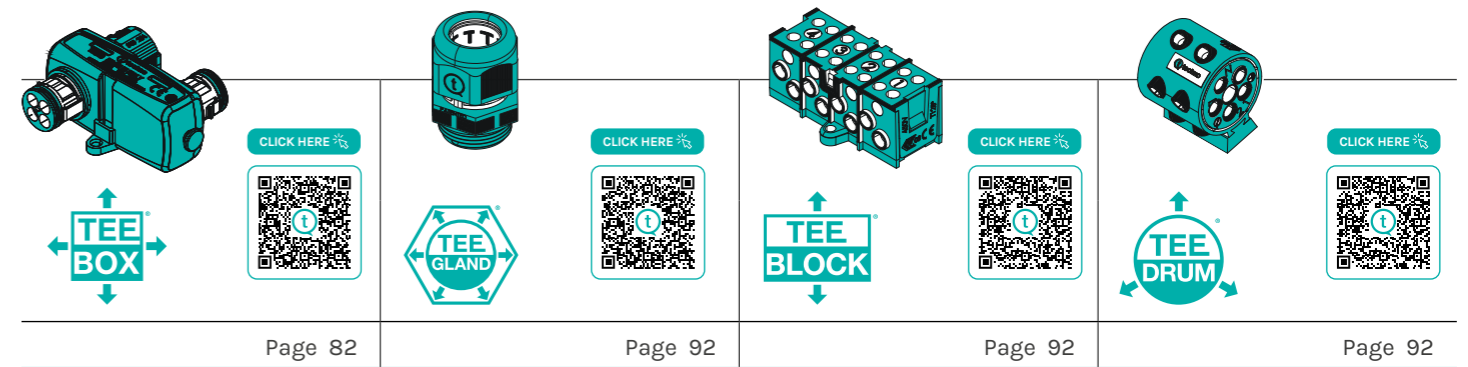
**MAXIMUM GUARANTEE**  
of electrical continuity

**READY**  
for use and installation

**INSULATION**  
No voltage drops



# What type of connector are you looking for?



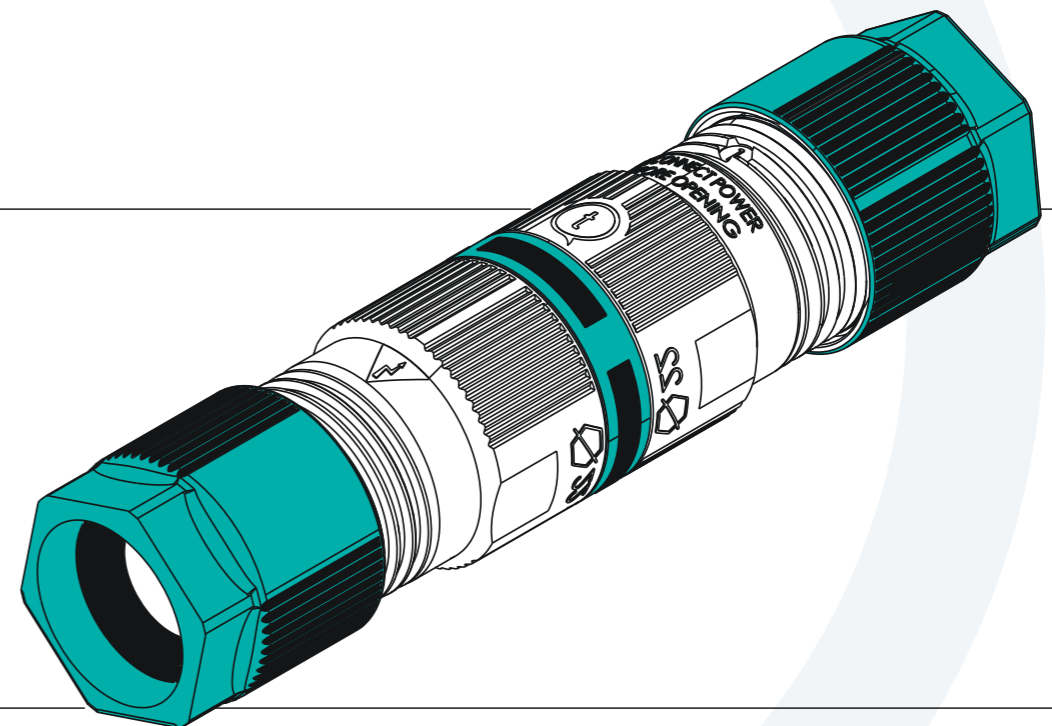
TYPE	Linear connectors for junction and branching	Plug & socket connectors	Empty or pre-configured junction boxes
Configuration	Joint with integrated terminal block	Quick plug & socket	Junction with terminal block and quick plug & socket
Application	Up to 4 cables Versions for linear, junction and panel installations.	Up to 2 cables Versions for flying and panel mount installations	Up to 6 cables
Maximum technical specifications	Up to 6 poles 41A, 690V AC/DC IP66/IP68 IK10 IEC Certificates	Up to 8 poles 25A, 630V AC/DC IP66/IP68/IP69 IK08 IEC/UL Certificates	Configurable with terminal blocks and accessories IP66/IP67/IP68 IK08 IEC Certificates
Benefits	<ul style="list-style-type: none"> <li>+ Compact and round</li> <li>+ Quick to install</li> <li>+ Cable repairs and extensions without the use of gels and resins</li> </ul>	<ul style="list-style-type: none"> <li>+ Push-pull and bayonet coupling</li> <li>+ Compact for power and signal connections</li> <li>+ Field wiring screw and spring</li> </ul>	<ul style="list-style-type: none"> <li>+ Customisable with products from the Techno ranges</li> <li>+ Integrated cable glands</li> <li>+ Compact compared to common junction boxes</li> </ul>
Sample uses	<ul style="list-style-type: none"> <li>✓ Power and signal devices</li> <li>✓ Outdoor lighting fixtures</li> </ul>	<ul style="list-style-type: none"> <li>✓ Power and signal devices</li> <li>✓ On board application and low voltage systems</li> </ul>	<ul style="list-style-type: none"> <li>✓ Low-voltage systems</li> <li>✓ Connecting devices and integrating sensors</li> <li>✓ Protection of electrical and electronic circuits and components</li> </ul>

TYPE	Power distribution plug & socket connectors	Innovative high-performance cable glands	Linear in-line and branching connection terminals	Circular in-line and branching connection terminals
Configuration	Quick plug & socket	Cable fixing	Junction with terminal block	Junction with terminal block
Application	Up to 4 cables	Single cable	Up to 5 conductors	Up to 5 conductors
Maximum technical specifications	Up to 6 poles 25A, 630V AC/DC IP66/IP68 IK07 IEC/UL Certificates	M16-M20-M25 PG9-PG13.5-PG16 IP68 IEC Certificates	Up to 5 poles 32a, 450V AC IP00 IEC Certificates	5 poles 32A, 450V AC IP20 IEC Certificates
Benefits	<ul style="list-style-type: none"> <li>+ Time savings for multiple installations</li> <li>+ Pre-configured for quick input-outputs</li> <li>+ Compact compared to common junction boxes</li> </ul>	<ul style="list-style-type: none"> <li>+ Co-moulded seals eliminate the need for O-rings in panel installations.</li> <li>+ Quick and easy to install</li> </ul>	<ul style="list-style-type: none"> <li>+ Compact compared to common terminals</li> <li>+ With dual input-output terminals</li> </ul>	<ul style="list-style-type: none"> <li>+ Compact compared to common terminals</li> <li>+ Circular-shaped for integration into conduits or other installation materials</li> <li>+ With dual input-output terminals</li> </ul>
Sample uses	<ul style="list-style-type: none"> <li>✓ Connection of machine modules</li> <li>✓ Connecting appliances in sequence</li> <li>✓ Low voltage systems</li> </ul>	<ul style="list-style-type: none"> <li>✓ Power and signal devices</li> <li>✓ On board application</li> <li>✓ Low voltage systems</li> </ul>	<ul style="list-style-type: none"> <li>✓ Power and signal devices</li> <li>✓ Low voltage systems</li> <li>✓ Installation in junction boxes</li> </ul>	<ul style="list-style-type: none"> <li>✓ Power and signal devices</li> <li>✓ Low voltage systems</li> <li>✓ Installation in junction boxes</li> </ul>



## Connectors

Electrical connection joints, both inline and branching, free from resin or gel components, resistant to water and dust, and re-inspectable and re-accessible even after long periods of operation. Ideal for connections in tight spaces offering a high protection rating (IP6x).



CLICK HERE 





### TH393

- + Quick wiring without the use of tools
- + Reduced installation errors with spring terminals and bayonet coupling
- + Easily integrable into conduits, corrugated pipes and other installation components.



AVAILABLE IN PANEL-MOUNTED VERSION

### TH391

- + Extra-compact electrical connection solution
- + Water and external agent protection (IP68-IP69)
- + xDry® version with wiring protection system against humidity and condensation



### TH400

- + High protection against water and external agents (IP68)
- + Suitable for industrial applications
- + UP version: high impact resistance (IK10) and current/voltage support up to 41A/690V



AVAILABLE ONLY IN PANEL-MOUNTED VERSION

### TH394

- + New solution for panel installations
- + Particularly suitable for installations on lighting fixtures and electrical panels
- + Spring-based quick wiring to prevent the device from being opened
- + Water and external agent protections (IP66/IP67/IP68) and impact resistance (IK08)



### TH390

- + Connection to 3 T-wires
- + Compactness and water resistance (IP68)
- + Suitable for outdoor installations in humid and challenging environments (IK07)



### TH402

- + Connection to 3 T-wires
- + Resistance to water and external factors (IP68) and impacts (IK07)
- + Wiring capability of up to 6 poles with a current and voltage of 32A/450V



### TH392

- + Connection to 4 H-wires
- + Quick wiring system with fewer components to be assembled
- + xDry® version for cable protection against humidity and condensation



### TH399

- + Connection to 3 Y-wires
- + Resistance to water and external factors (IP68) and impacts (IK07)
- + Possibility of wiring with cables up to 4 mm<sup>2</sup>

**TEETUBE®**  
**Linear connection circular joints (IP66/IP68/IP69/xDRY®)**



Compact connectors for quickly and securely connecting two cables in environments with humidity and dust.



**QUICK WIRING WITHOUT TOOL**



Conductor insertion



Conductor securing



Wiring of rigid and flexible cables


Linear and branch connectors for applications up to 41A/690V, up to 6 poles and cable diameter up to 21 mm



- + Fast and long-lasting electrical connections
- + Greater protection from external agents
- + Reusable and re-inspectable connectors for more efficient maintenance



Particularly suitable for installations in confined spaces



Mini connectors TH393 and TH391 with compact dimensions



Suitable for environments with humidity and dust, up to IP68



**TH400 UP: ENHANCED PERFORMANCE**

- + Up to 41A / 690V
- + Water protection rating: IP68
- + Impact protection rating: IK10
- + Suitable for industrial and infrastructure applications





**TH391 - TH393 - TH400**  
Product Table

Learn more about  
the products  
[CLICK ON THE CODE](#)

Series	Wiring Type	Cable section (mm <sup>2</sup> )	Cable diameter (mm)	2 POLES		3 POLES	
				CURRENT / VOLTAGE		CURRENT / VOLTAGE	
				32A / 450V	32A / 450V	41A / 690V	
 TH391	Screw	0.5-4.0	7.0-12.0	THB.391.A2A	THB.391.A3A	-	
	Screw	0.5-4.0	7.0-13.5	THB.391.A2A.L	THB.391.A3A.L	-	
	Screw	0.25-1.5	7.0-12.0	-	-	-	
	Screw	0.25-1.5	7.0-13.5	-	-	-	
 TH391	Screw	0.5-1.5	7.0-12.0	-	-	-	
	Screw	0.5-1.5	7.0-13.5	-	-	-	
	Screw	0.25-1.5	7.0-12.0	-	-	-	
	Screw	0.25-1.5	7.0-13.5	-	-	-	
 TH393	Spring	0.25-1.5	7.0-13.0	-	-	-	
	Spring	0.25-1.5	7.0-13.0	-	-	-	
 TH393	Spring	0.25-1.5	7.0-13.0	-	-	-	
	Spring	0.25-1.5	7.0-13.0	-	-	-	
 TH400	Screw	0.5-4.0	7.0-13.5	THB.400.C1B	THB.400.C1A	-	
	Screw	0.5-4.0	8.0-17.0	-	-	-	
	Screw	1.5-4.0	16.0-20.0	-	-	-	
 TH400 UP	Screw	1.5-6.0	15.0-21.0	-	-	<b>NEW</b> THB.400.A3EU*	
	Screw	1.5-6.0	15.0-21.0	-	-	-	

\* Available in the catalogue version without a terminal block

Linear and branch connectors for applications up to 41A/690V, up to 6 poles and cable diameter up to 21 mm



4 POLES					5 POLES			6 POLES
CURRENT / VOLTAGE					CURRENT / VOLTAGE			CURRENT / VOLTAGE
17.5A / 450V	17.5A / 500V	32A / 450V	32A / 750V	41A / 690V	17.5A / 450V	17.5A / 500V	32A / 450A	32A / 450A
-	-	THB.391.A4A	-	-	-	-	-	-
-	-	THB.391.A4A.L	-	-	-	-	-	-
-	-	-	-	-	THB.391.A5A	-	-	-
-	-	-	-	-	THB.391.A5A.L	-	-	-
THB.391.R4A	-	-	-	-	-	-	-	-
THB.391.R4A.L	-	-	-	-	-	-	-	-
-	-	-	-	-	<b>NEW</b> THB.391.R5A	-	-	-
-	-	-	-	-	<b>NEW</b> THB.391.R5A.L	-	-	-
-	<b>NEW</b> THS.393.A4E	-	-	-	-	-	-	-
-	-	-	-	-	-	<b>NEW</b> THS.393.A5E	-	-
-	<b>NEW</b> THS.D393.A4E	-	-	-	-	-	-	-
-	-	-	-	-	-	<b>NEW</b> THS.D393.A5E	-	-
-	-	THB.400.D1G	-	-	-	-	THB.400.D1H	THB.400.D1L
-	-	THB.400.D1B	-	-	-	-	THB.400.D1A*	THB.400.D1D*
-	-	-	THB.400.D4E	-	-	-	-	-
-	-	-	-	-	-	-	-	-
-	-	-	-	<b>NEW</b> THB.400.A4EU	-	-	-	-

\* Available in the catalogue version without a terminal block



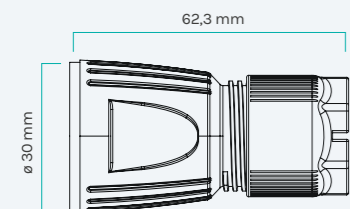
Compact panel connector for quick and secure connection in environments with humidity and dust



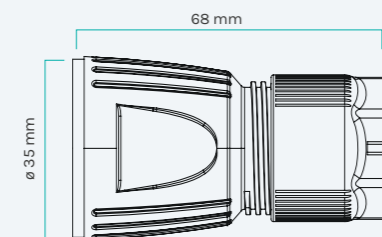
## TYPES AVAILABLE

### VERSIONS

M20: 3 POLES



M25: 5 POLES



### COLOURS



BLACK  
Ral 9011



GREY  
Ral 7035



## QUICK AND EASY INSTALLATION

- + Ideal for pre-installation on lighting fixtures
- + Simplicity of connection during the installation phase



## WIDE VERSATILITY

- + Connections for rigid and flexible conductors
- + 3- and 5-pole version
- + Cable section from 0.5 to 2.5 mm<sup>2</sup>
- + Wide range of cable diameters: 7 to 13 mm (3 poles), 9 to 17 mm (5 poles)



**TH391 - TH394**  
Product Table

Learn more about  
the products  
[CLICK ON THE CODE](#)

Series	Connection Type	Cable section (mm <sup>2</sup> )	Cable diameter (mm)	Thread	2 POLES
					CURRENT / VOLTAGE
 <b>TH391</b>	screw	0.5-4.0	7.0-12.0	M20	32A / 450V THB.391.H2A
	screw	0.5-4.0	7.0-13.5	M20	THB.391.H2A.L
	screw	0.25-1.5	7.0-12.0	M20	
	screw	0.25-1.5	7.0-13.5	M20	
	screw	0.5-4.0	7.0-12.0	M25	THB.391.L2A
	screw	0.5-4.0	7.0-13.5	M25	THB.391.L2A.L
 <b>TH391</b>	screw	0.5-1.5	7.0-12.0	M20	
	screw	0.25-1.5	7.0-12.0	M20	
	screw	0.5-1.5	7.0-13.5	M20	
	screw	0.5-1.5	7.0-12.0	M25	
	screw	0.5-1.5	7.0-13.5	M25	
 <b>TH394</b>	spring	0.5-2.5	7.0-13.0	M20	
	spring	0.5-2.5	7.0-13.0	M20	
	spring	0.5-2.5	9.0-17.0	M25	
	spring	0.5-2.5	9.0-17.0	M25	

Connectors for panel applications up to 32A/450V,  
up to 5 poles, with M20 and M25 thread sizes



3 POLES		4 POLES		5 POLES	
CURRENT / VOLTAGE		CURRENT / VOLTAGE		CURRENT / VOLTAGE	
16A / 400V	32A / 450V	17.5A / 450V	32A / 450V	16A / 400V	17.5A / 450V
	THB.391.H3A		THB.391.H4A		
	THB.391.H3A.L		THB.391.H4A.L		
					THB.391.H5A
					THB.391.H5A.L
	THB.391.L3A		THB.391.L4A		
	THB.391.L3A.L		THB.391.L4A.L		
		THB.391.N4A			
					<b>NEW</b> THB.391.N5A
		THB.391.N4A.L			
		THB.391.T4A			
		THB.391.T4A.L			
<b>NEW</b> THS.394.A3A <sup>1</sup>					
<b>NEW</b> THS.394.A3A.CG <sup>2</sup>					
				<b>NEW</b> THS.394.A5A <sup>1</sup>	
				<b>NEW</b> THS.394.A5A.CG <sup>2</sup>	

1) Black version  
2) Grey version

**TH391 - TH393 - TH400 - TH394**  
**Technical Specifications**

**CERTIFICATIONS**



	TH391	TH391 xDRY®	TH393
Country of production	Italy	Italy	Italy
IEC reference standard	EN 60998-1:2004	EN 60998-1:2004	EN 60998-1:2004
Other certifications			

**ENVIRONMENTAL CONDITIONS**

IP protection rating	IP68, IP69	IP68	IP66, IP68
IK protection rating	IK07	IK07	IK08
T-Marking	T 85°C	T 85°C	T 85°C
Min/max temperature (EN61984/EN60998 standard)	-40°C +125°C	-40°C +125°C	-40°C +125°C
Corrosion resistance	Salt mist test: EN60068-2-11:2000	Salt mist test: EN60068-2-11:2000	Salt mist test: EN60068-2-11:2000
PTI (Tracking Index)	PTI 250	PTI 250	PTI 175

**MATERIALS**

Body	-	-	-
Connector	PA66 GF UL94 V0	PA66 GF UL94 V0	PA66 GF UL94 V0
Cable gland	PA66 UL94 V2	PA66 UL94 V2	PA66 UL94 V2
Grommets	TPE	TPE	TPE
Seals	TPE	TPE	TPE
Properties	Halogen Free - Silicone Free	Halogen Free	Halogen Free, Silicone Free
Terminations	Brass	Brass	Brass
Screws	Steel	Steel	Steel (spring)

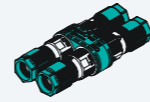
Linear and branch connectors for applications up to 41A/690V,  
up to 6 poles and cable diameter up to 21 mm



TH393 xDRY® *	TH400	TH400 UP	TH394
Italy	Italy	Italy	Italy
EN 60998-1:2004	EN 60998-1:2004	EN 60998-1:2004	EN 60998-1:2004
IP66, IP68	IP68, IP69	IP66, IP68	IP66, IP67, IP68
IK08	IK08	IK10	IK08
T 85°C	T 125°C	T 85°C	+70°C
-40°C +125°C	-40°C +125°C	-40°C +125°C	-20°C +70°C
Salt mist test: EN60068-2-11:2000	Salt mist test: EN60068-2-11:2000	Salt mist test: EN60068-2-11:2000	-
PTI 250	PTI 250	PTI 250	-
-	PA66 GF UL94 V0	PA6I GF40	-
PA66 GF UL94 V0	PA66 GF UL94 V0	PA66GF UL94V0	PA 6.6
PA66 UL94 V2	PA66 UL94 V2	POLYAMIDE PA6 V-2	PA 6.6 UL94 V0
TPE	TPE	NBR	TPE
TPE	Silicone	NBR	NBR
Halogen Free	Halogen Free	Halogen Free-Silicone Free	Halogen Free - Silicone Free
Brass	Brass	Tin-plated aluminium	Steel/copper (spring)
Steel (spring)	Steel	Steel	-

\* Anti-condensation protection

**TEETUBE®**  
Circular branch connectors with 3-4 ways (IP68)



Compact connectors for connecting up to 4 cables with T-Y-H branch configurations and a high degree of protection (IP)



Fewer installation errors due to fewer components to assemble and co-moulded seals



Compact and ideal for installation in confined spaces



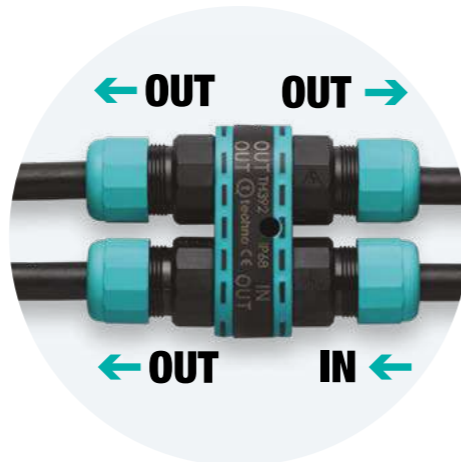
Quick wiring system for efficient installation and maintenance




**SIMPLE INSTALLATION:**

Pre-wired solutions eliminate the need to open the box and make complex wiring.

Pre-wired branch connectors for quick connections.



Branch connectors for applications up to 32A/450V, up to 6 poles, with cable diameter up to 17 mm



**COMPACTNESS AND FLEXIBILITY**

- Compact for the installation of branching systems in confined spaces
- Wide range of 3- and 4-way T-Y-H couplings for different types of installations with up to 6 poles

**INSTALLATIONS IN HARSH ENVIRONMENTS**

- High resistance to external agents, water and dust
- Simplified installation systems and re-inspectable for efficient maintenance
- XDRY system to eliminate water infiltration and condensation



PORT AREAS



BIOLOGICAL CONTAMINANTS



UNDERFLOOR HEATING

**INSTALLATION VERSATILITY**

- Complete range and availability of different versions (entries and poles) with wide application possibilities
- Suitable for installations in industrial environments with high levels of resistance (IP, IK) and residential applications thanks to the compactness and ease of installation

**TH390 - TH402 - TH399 - TH392**  
Product Table

Learn more about  
the products  
[CLICK ON THE CODE](#) 

Series	No. of outlets	Cable section (mm <sup>2</sup> )	Cable diameter (mm)	2 POLES	3 POLES
				CURRENT / VOLTAGE	CURRENT / VOLTAGE
				32A / 450V	32A / 450V
 <b>TH390</b>	3-way T	0.5-1.5	7.0-13.5	THB.390.C1B	THB.390.C1A
 <b>TH402</b>	3-way T	0.5-1.5	7.0-13.5	THB.402.C1B	THB.402.C1A
	3-way T	0.5-4.0	7.0-13.5	THB.402.C2C	THB.402.C2E
	3-way T	1.5-2.5	7.0-13.5	-	-
 <b>TH399</b>	3-way Y	0.5-1.5	7.0-13.5	THB.399.A2A	THB.399.A3A
	3-way Y	0.5-1.5	8.0-17.0	THB.399.D2A	THB.399.D3A
	3-way Y	0.5-4.0	8.0-17.0	THB.399.D8B	THB.399.D9B
	3-way Y	1.5-2.5	8.0-17.0	-	-
 <b>TH392</b>	4-way H	0.5-1.5	7.0-12.0	-	-
	4-way H	0.5-1.5	7.0-13.5	-	-
 <b>TH392</b>	4-way H	0.5-1.5	7.0-12.0	-	-
	4-way H	0.5-1.5	7.0-13.5	-	-

Branch connectors for applications up to 32A/450V,  
up to 6 poles, with cable diameter up to 17 mm



4 POLES		5 POLES	6 POLES
CURRENT / VOLTAGE		CURRENT / VOLTAGE	CURRENT / VOLTAGE
17.5A / 450V	32A / 450V	32A / 450V	32A / 450V
-	-	-	-
-	THB.402.C1D	THB.402.C1F	THB.402.C1G
-	-	-	-
-	THB.402.D4A	-	-
-	THB.399.A4A	THB.399.A5A	THB.399.A6A
-	THB.399.D4A	THB.399.D5A	THB.399.D6A
-	-	-	-
-	THB.399.D4E	-	-
THB.392.A4A	-	-	-
THB.392.A4AL	-	-	-
THB.392.R4A	-	-	-
THB.392.R4AL	-	-	-

**TH390 - TH402 - TH399 - TH392**  
**Technical Specifications**

**CERTIFICATIONS**



	TH390	TH402
Country of production	Italy	Italy
IEC reference standard	EN 60998-1:2004	EN 60998-1:2004
Other certifications		

**ENVIRONMENTAL CONDITIONS**

IP protection rating	IP68	IP68
IK protection rating	IK07	IK07
T-Marking	T 125°	T 125°
Min/max temperature (EN61984/EN60998 standard)	-40°C +125°C	-40°C +125°C
Corrosion resistance	Salt mist test: EN60068-2-11:2000	Salt mist test: EN60068-2-11:2000
PTI (Tracking Index)	PTI 250	PTI 250

**MATERIALS**

Body	PA66 GF UL94 V0	PA66 GF UL94 V0
Connector	PA66 GF UL94 V0	PA66 GF UL94 V0
Cable gland	PA66 UL94 V2	PA66 UL94 V2
Grommets	TPE	TPE
Seals	Silicone	Silicone
Properties	Halogen Free	Halogen Free
Terminations	Brass	Brass
Screws	Steel	Steel

Branch connectors for applications up to 32A/450V,  
up to 6 poles, with cable diameter up to 17 mm



TH399	TH392	TH392 xDRY®
Italy	Italy	Italy
EN 60998-1:2004	EN 60998-1:2004	EN 60998-1:2004


IP68	IP68	IP68
IK07	IK07	IK07
T 125°	T 85°	T 85°
-40°C +125°C	-40°C +125°C	-40°C +125°C
Salt mist test: EN60068-2-11:2000	Salt mist test: EN60068-2-11:2000	Salt mist test: EN60068-2-11:2000
PTI 250	PTI 250	PTI 250

PA66 GF UL94 V0	-	-
PA66 GF UL94 V0	PA68 UL94 V0	PA68 UL94 V0
THB.399.Axx: PA66 UL94 V2 THB.399.Dxx: Polyamide PA6 V-2	PA66 UL94 V2	PA66 UL94 V2
TPE	TPE	TPE
Silicone	TPE	TPE
Halogen Free	Halogen Free - Silicone Free	Halogen Free - Silicone Free
Brass	Brass	Brass
Steel	Steel	Steel



## Plug & Socket Connectors

High-performance quick connectors, both linear and panel-mounted (IPx). Modular connection systems designed to ensure flexibility, speed, and low costs in the configuration and maintenance of complex systems and machinery.



CLICK HERE 





AVAILABLE IN PANEL-MOUNTED VERSION



## TH389

- + Robust and reliable plug & socket connector
- + Also available with Easy-Click spring coupling system for quick and secure connections
- + IP68 protection against water and external agents
- + Connections with 4-5 poles up to 630V (UP version)

AVAILABLE IN PANEL-MOUNTED VERSION



## TH384

- + Robust and compact plug & socket connector
- + Connections from 2-3-5 poles
- + High protection against water and external agents IP66/IP68/IP69
- + Impact protection IK07

AVAILABLE IN PANEL-MOUNTED VERSION



## TH387

- + Compact connector for mobile or panel applications
- + Practical screw mounting system and with maximum reliability
- + Versatility of installation from 2 to 5 poles
- + Available xDry® version with condensation and humidity protection

AVAILABLE IN PANEL-MOUNTED VERSION



## TH405

- + Plug & socket connector available for mobile and panel applications
- + High protection against water and external agents IP66/IP68/IP69
- + Maximum versatility from 2 to 8 poles
- + Max current/voltage 25A/630V (UP version)

AVAILABLE IN PANEL-MOUNTED VERSION



## TH381


- + Compact mini connector with high protection against water and external agents
- + Reduced size diameter of only 14 mm
- + Ideal for installation in confined environments
- + High protection against water and external agents IP66/IP68/IP69



## TH380/TH382/TH388

- + Compact plug & socket connectors for mobile applications
- + Screw fastening system
- + Water and external agent protection IP40 (TH382)
- + Connections up to 6 poles (TH388)

**TEEPLUG®**  
Quick plug & socket, linear connectors



Quick plug & socket connectors for mobile connections of two cables in environments with humidity and dust



Cable gland with bayonet closure and tamper-proof locking button



The special patented push-pull fastening system ensures a secure connection between the plug & socket



Quick wiring with spring terminals for flexible and rigid cables

Also available with spring conductors for faster wiring



1  
Lever opening in an orthogonal position



2  
Conductor insertion.




3  
Conductor securing

Connectors for applications up to 25A/630V, up to 8 poles, with cable diameter up to 16.5 mm



**MOBILE CONNECTIONS**

Solutions for indoor and outdoor environments in the civil, urban and commercial sectors



**COMPACT SIZE**

for installations in confined spaces and limited space requirements


**INSTALLATION CONVENIENCE**

for quick connections and easy maintenance

**RELIABILITY**

using push-pull fastening systems to prevent accidental disconnections





Quick micro plug & socket connectors for mobile connections of two cables in environments with humidity and dust



Connector with a diameter of only 14 mm and wiring with screw terminals



The special patented push-pull fastening system ensures a secure connection between the plug & socket




Complete kit with power distributor and connectors TH381 plug & socket connector with 2 and 3 poles



Quick plug-and-play coupling and uncoupling

### Dual mechanical polarization for power and signal circuits

- Suitable for low-voltage DC (Direct Current) systems
- Ideal for lighting and industrial automation installations
- Differentiated mechanical keys to avoid installation errors
- Mechanical polarisations available for managing of power systems (max. 10A 500V AC) and signal (max. 10A 3V-60V DC).



Connectors for applications up to 25A/630V, up to 8 poles, with cable diameter up to 16.5 mm



### URBAN APPLICATIONS

- Compact dimensions for installation in restricted spaces
- Quick coupling and uncoupling for ease of installation and maintenance
- Reliable coupling mechanisms



### INFRASTRUCTURE AND INDUSTRIAL APPLICATIONS

- Protection for installations in harsh environments
- Guaranteed water and dust impermeability (IP68)
- Resistance to abrasion and impact



### CIVIL APPLICATIONS

- TH387-381 connectors available in overmoulded versions with cables
- Single component without seals or cable glands
- Solutions designed to withstand repeated bending and disconnections





**TH381 - TH387 - TH389 - TH384 - TH405**  
Product Table

Learn more about  
the products  
[CLICK ON THE CODE](#)

Series	Wiring Type	Cable section (mm <sup>2</sup> )	Cable diam. (mm)		2 POLES				
					CURRENT / VOLTAGE				
					10A / 500V (*3-60V DC)	16A / 400V	17.5A / 500V	25A / 400V	32A / 500V
 <b>TH381</b>	Screw	0.25-1.5	5.8-6.9	plug	THB.381.A2A	-	-	-	-
				socket	THB.381.B2A	-	-	-	-
	Screw	0.25-1.0	7.0-8.0	plug	THB.381.A2A.L	-	-	-	-
				socket	THB.381.B2A.L	-	-	-	-
	Screw	0.25-1.0	7.0-8.0	plug	-	-	-	-	-
				socket	-	-	-	-	-
 <b>TH387</b>	Screw	0.5-2.5	7.0-12.0	plug	-	-	THB.387.A2A	-	-
				socket	-	-	THB.387.B2A	-	-
	Screw	0.5-2.5	7.0-13.5	plug	-	-	THB.387.A2A.L	-	-
				socket	-	-	THB.387.B2A.L	-	-
	Screw	0.5-1.5	7.0-12.0	plug	-	-	-	-	-
				socket	-	-	-	-	-
	Screw	0.5-1.5	7.0-13.5	plug	-	-	-	-	-
				socket	-	-	-	-	-
	Screw	0.25-1.5	7.0-12.0	plug	-	-	-	-	-
				socket	-	-	-	-	-
	Screw	0.25-1.5	7.0-13.5	plug	-	-	-	-	-
				socket	-	-	-	-	-
 <b>TH387</b>	Screw	0.5-1.5	7.0-12.0	plug	-	-	-	-	
				socket	-	-	-	-	
	Screw	0.25-1.5	7.0-13.5	plug	-	-	-	-	
				socket	-	-	-	-	
Screw	0.25-1.5	7.0-13.5	plug	-	-	-	-		
			socket	-	-	-	-		
 <b>TH389</b>	Spring	0.25-1.5	7.0-13.0	plug	-	-	-	-	
				socket	-	-	-	-	
 <b>TH389 UP</b>	Screw	0.5-2.5	7.0-13.0	plug	-	-	-	-	
				socket	-	-	-	-	
 <b>TH384</b>	Screw	0.5-2.5	7.0-12.0	plug	-	THB.384.A2A	-	-	
				socket	-	THB.384.B2A	-	-	
 <b>TH405</b>	Screw	0.5-2.5	7.0-13.5	plug	-	-	-	THB.405.A2G	
				socket	-	-	-	THB.405.B2G	
	Screw	0.5-1.5	7.0-13.5	plug	-	-	-	-	
				socket	-	-	-	-	
	Screw	0.25-1.0	7.0-13.5	plug	-	-	-	-	
				socket	-	-	-	-	
 <b>TH405 UP</b>	Screw	2.5-6.0	10.0-16.5	plug	-	-	-	THB.405.A2EU	
				socket	-	-	-	THB.405.B2EU	
	Screw	0.5-4.0	10.0-16.5	plug	-	-	-	-	
				socket	-	-	-	-	

Connectors for applications up to 25A/630V,  
up to 8 poles, with cable diameter up to 16.5 mm



Series	Wiring Type	Cable section (mm <sup>2</sup> )	Cable diam. (mm)		3 POLES						
					CURRENT / VOLTAGE						
					10A / 500V (*3-60V DC)	16A / 400V	17.5A / 500V	25A / 400V	25A / 630V	32A / 630V	
 <b>TH381</b>	Screw	0.25-1.5	5.8-6.9	plug	-	-	-	-	-	-	
				socket	-	-	-	-	-	-	
	Screw	0.25-1.0	7.0-8.0	plug	THB.381.A3E	-	-	-	-	-	
				socket	THB.381.B3E	-	-	-	-	-	
	Screw	0.25-1.0	7.0-8.0	plug	THB.381.A3A*	-	-	-	-	-	
				socket	THB.381.B3A*	-	-	-	-	-	
	 <b>TH387</b>	Screw	0.5-2.5	7.0-12.0	plug	-	-	THB.387.A3A	-	-	-
					socket	-	-	THB.387.B3A	-	-	-
		Screw	0.5-2.5	7.0-13.5	plug	-	-	THB.387.A3A.L	-	-	-
					socket	-	-	THB.387.B3A.L	-	-	-
		Screw	0.5-1.5	7.0-12.0	plug	-	-	-	-	-	-
					socket	-	-	-	-	-	-
Screw		0.5-1.5	7.0-13.5	plug	-	-	-	-	-	-	
				socket	-	-	-	-	-	-	
Screw		0.25-1.5	7.0-12.0	plug	-	-	-	-	-	-	
				socket	-	-	-	-	-	-	
Screw		0.25-1.5	7.0-13.5	plug	-	-	-	-	-	-	
				socket	-	-	-	-	-	-	
 <b>TH387</b>	Screw	0.5-1.5	7.0-12.0	plug	-	-	-	-	-		
				socket	-	-	-	-	-		
	Screw	0.25-1.5	7.0-13.5	plug	-	-	-	-	-		
				socket	-	-	-	-	-		
Screw	0.25-1.5	7.0-13.5	plug	-	-	-	-	-			
			socket	-	-	-	-	-			
 <b>TH389</b>	Spring	0.25-1.5	7.0-13.0	plug	-	-	-	-	-		
				socket	-	-	-	-	-		
 <b>TH389 UP</b>	Screw	0.5-2.5	7.0-13.0	plug	-	-	-	THB.389.A3EU	-		
				socket	-	-	-	THB.389.B3EU	-	-	
 <b>TH384</b>	Screw	0.5-2.5	7.0-12.0	plug	-	THB.384.A1A	-	-	-		
				socket	-	THB.384.B1A	-	-	-		
 <b>TH405</b>	Screw	0.5-2.5	7.0-13.5	plug	-	-	-	THB.405.A2B	-		
				socket	-	-	-	THB.405.B2B	-	-	
	Screw	0.5-1.5	7.0-13.5	plug	-	-	-	-	-		
				socket	-	-	-	-	-		
	Screw	0.25-1.0	7.0-13.5	plug	-	-	-	-	-		
				socket	-	-	-	-	-		
 <b>TH405 UP</b>	Screw	2.5-6.0	10.0-16.5	plug	-	-	-	-	THB.405.A3EU		
				socket	-	-	-	-	THB.405.B3EU		
	Screw	0.5-4.0	10.0-16.5	plug	-	-	-	-	-		
				socket	-	-	-	-	-		



## TH381 - TH387 - TH389 - TH384 - TH405

### Technical Specifications

#### CERTIFICATIONS



	TH381	TH387	TH387 xDRY	TH389
Country of production	Italy	Italy	Italy	Italy
IEC reference standard	EN 61984:2009	EN 61984:2009	EN 61984:2009	EN 61984:2009
Other certifications		THB.387.A/B2/3/4/5.L, THB387.A/B5A UL2238/C22.2 No.182.3		UL2238/C22.2 No.182.3
<b>CONNECTION SYSTEM</b>				
Lock mechanism plug-socket	Push-Pull	Lock-Rotation	Lock-Rotation	Push-Pull
Connection-disconnection cycles	100	1.000	1.000	100
<b>ENVIRONMENTAL CONDITIONS</b>				
IP protection rating	IP66, IP68, IP69	IP66, IP68	IP66, IP68	IP66, IP68, IP69
IK protection rating	-	IK07	IK07	-
Max operating temperature	+60°C	+60°C	+60°C	+60°C
Min/max temperature (EN61984/EN60998 standard)	-40°C +125°C	-40°C +125°C	-40°C +125°C	-40°C +125°C
Corrosion resistance	Salt mist test: EN60068-2-11:2000	Salt mist test: EN60068-2-11:2000	Salt mist test: EN60068-2-11:2000	Salt mist test: EN60068-2-11:2000
PTI (Tracking Index)	PTI 175	PTI 175	PTI 175	PTI 175
<b>MATERIALS</b>				
Body	-	-	-	-
Connector	PA66 GF UL94 V0	PA66 GF UL94 V0	PA66 GF UL94 V0	PA66 GF UL94 V0
Cable gland	PA66 UL94 V2	PA66 UL94 V2	PA66 UL94 V2	PA66 UL94 V2
Grommets	TPE	TPE	TPE	TPE
Seals	TPE	TPE	TPE	TPE
Properties	Halogen Free - Silicone Free	Halogen Free - Silicone Free	Halogen Free - Silicone Free	Halogen Free - Silicone Free
Terminations	Brass	Brass	Brass	Brass
Screws	Steel	Steel	Steel	Steel
Over-voltage category	II	II	II	II
Pollution rating	2	2	2	2

Connectors for applications up to 25A/630V,  
up to 8 poles, with cable diameter up to 16.5 mm






TH389 UP	TH384	TH405	TH405 UP
Italy	Italy	Italy	Italy
EN 61984:2009	EN 61984:2009	EN 61984:2009	EN 61984:2009
	THB.384.A/B1A UL2238/C22.2 No.182.3	THB.405.A/B2A/B UL2238/C22.2 No.182.3	
Push-Pull	Lock-Rotation	Bayonet	Bayonet
100	1.000	1.000	1.000
<b>ENVIRONMENTAL CONDITIONS</b>			
IP66, IP68	IP66, IP68	IP66, IP68, IP69	IP66, IP68
-	IK07	IK08*	IK08*
+100°C	+85°C	+60°C	+100°C
-40°C +125°C	-40°C +125°C	-40°C +125°C	-40°C +125°C
Salt mist test: EN60068-2-11:2000	Salt mist test: EN60068-2-11:2000	Salt mist test: EN60068-2-11:2000	Salt mist test: EN60068-2-11:2000
PTI 175	PTI 175	PTI 175	PTI 175
<b>MATERIALS</b>			
-	PA66 UL94 V2	PA66 UL94 V2	PA66UL94 V2
PA66 GF UL94 V0	PA66 GF UL94 V0	PA66 GF UL94 V0	PA66 GF UL94 V0
PA66 UL94 V2	PA66 UL94 V2	PA66 UL94 V2	PA66 UL94 V2
Silicone	TPE	TPE	Silicone
Silicone	TPE/Silicone	TPE	Silicone
Halogen Free	Halogen Free	Halogen Free - Silicone Free	Halogen Free
Brass	Brass	Brass	Brass
Steel	Steel	Steel	Steel
II	II	II	II
3	2	2	3

\* only for the flying lead version

## TH380 - TH382 - TH388 Product Table

Learn more about  
the products  
[CLICK ON THE CODE](#) 

Series	Wiring Type	Cable section (mm <sup>2</sup> )	Cable diameter (mm)		2 POLES	
					CURRENT / VOLTAGE	
 <b>TH380</b>	Screw	0.5-1.5	max 9	plug	17.5A / 400V	
				socket	THB.380.A2A	THB.380.B2A
 <b>TH382</b>	Screw	0.5-1.5	7.0-9.5	plug	17.5A / 400V	
				socket	THB.382.A2A	THB.382.B2A
 <b>TH388</b>	Screw	0.5-1.5	max 17	plug	17.5A / 400V	
				socket	THB.388.A2A	THB.388.B2A

## TH380 - TH382 - TH388 Technical Specifications

	TH380
Country of production	Italy
IEC reference standard	n.d.
Other certifications	
<b>CONNECTION SYSTEM</b>	
Plug-socket locking mechanisms	Push-Pull
Connection-disconnection cycles	1.000
<b>ENVIRONMENTAL CONDITIONS</b>	
IP protection rating	IP20
IK protection rating	-
Max operating temperature	+85°
Min-max temperature (EN61984/EN60998 standard)	-40°C +125°C
Corrosion resistance	Salt mist test: EN60068-2-11:2000
PTI (Tracking Index)	PTI 175
<b>MATERIALS</b>	
Body	PA66 UL94 V2
Connector	PA66 GF UL94 V0
Cable gland	-
Grommets	-
Seal	-
Properties	Halogen Free - Silicone Free
Terminations	Brass
Screws	Steel
Over-voltage category	II
Pollution rating	2

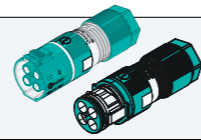
Connectors for applications up to 17.5A/400V,  
up to 6 poles, with cable diameter up to 16.5 mm



3 POLES	5 POLES	6 POLES
CURRENT / VOLTAGE	CURRENT / VOLTAGE	CURRENT / VOLTAGE
17.5A / 400V	17.5A / 400V	17.5A / 400V
THB.380.A1A	-	-
THB.380.B1A	-	-
THB.382.A1A	-	-
THB.382.B1A	-	-
THB.388.A3A	THB.388.A5A	THB.388.A6A
THB.388.B3A	THB.388.B5A	THB.388.B6A

TH382	TH388
Italy	Italy
n.d.	n.d.
Push-Pull	Push-Pull
1.000	1.000
IP40	IP20
-	-
+85°	+85°
-40°C +125°C	-40°C +125°C
Salt mist test: EN60068-2-11:2000	Salt mist test: EN60068-2-11:2000
PTI 175	PTI 175
PA66 UL94 V2	PBT V0 UL94
PA66 GF UL94 V0	PA66 GF UL94 V0
-	-
TPE	-
-	-
Halogen Free - Silicone Free	Halogen Free - Silicone Free
Brass	Brass
Steel	Steel
II	II
2	2

**TEEPLUG®**  
Quick plug & socket connectors for panel-mounted applications



Quick plug & socket connectors for high-protection, high-resistance panel-mounted connections



For conductors, from 2 to 8 poles, with cable cross-sectional areas up to 6 mm<sup>2</sup>

High resistance to environmental factors: IP66/IP68

Compact dimensions, ideal for installation even in confined spaces

- + Practical and intuitive panel connections for harsh environments
- + Robust and easily serviceable connection
- + xDRY®: protection against humidity and condensation inside the connection

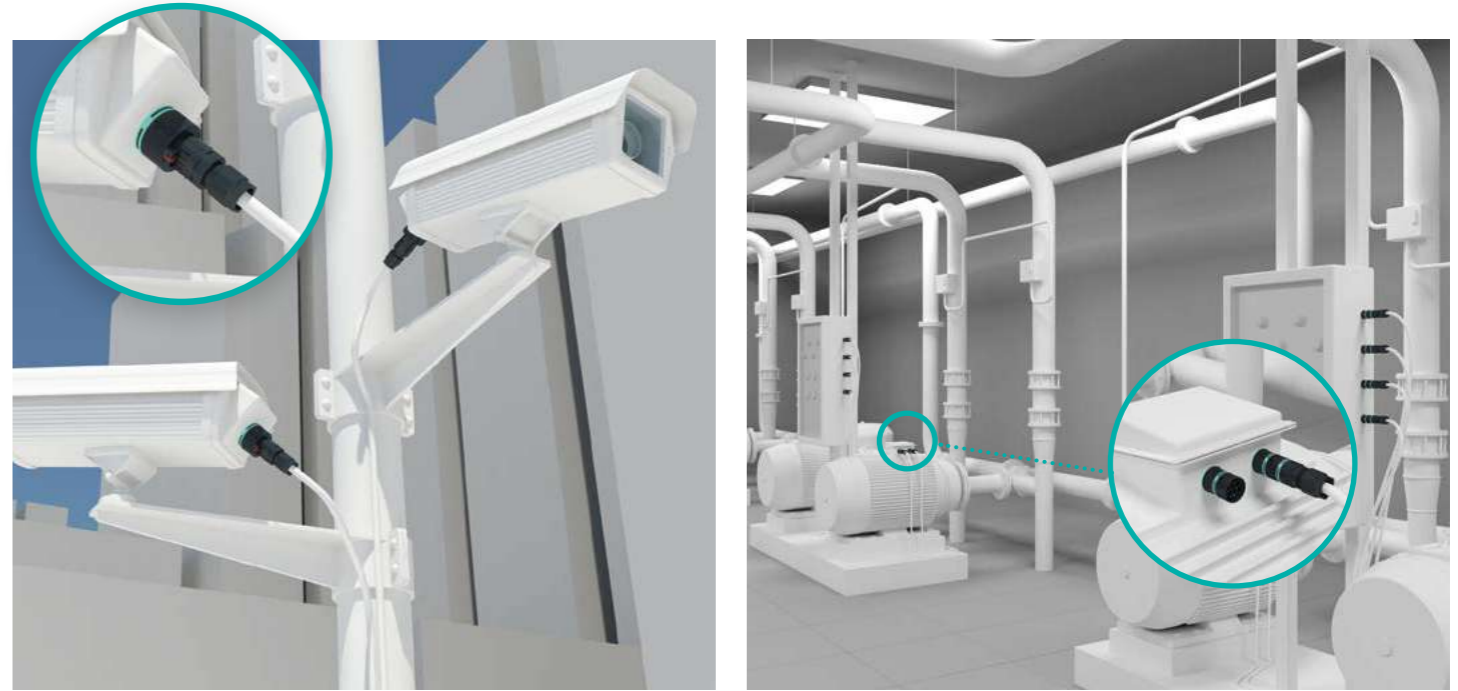


Quick plug & socket connectors for panel-mounted applications




**PRACTICALITY AND COMPACTNESS**

- Fast and easy installation, reducing errors
- Simplified maintenance due to the connector's inspectability
- Reduced size for installation in confined spaces



**WIDE RANGE FOR MULTIPLE APPLICATIONS**

- Full range of connectors for various sizes, currents, voltages, and poles (from 2 to 8)
- xDRY® version (TH387) for applications in environments with high humidity
- UP version (TH389/406) with reinforced ferrules and high performance for industrial applications











**TH381 - TH387 - TH389 - TH385 - TH406**

**Product Table**

Learn more about  
the products  
[CLICK ON THE CODE](#)

Series	Wiring Type	Cable section (mm²)	Thread		2 POLES				
					CURRENT / VOLTAGE				
					10A / 500V (*3-60V DC)	16A / 400V	17.5A / 500V	25A / 400V	32A / 630V
 <b>TH381</b>	Screw	0.25-1.0	M11	plug	THB.381.L2A	-	-	-	-
				socket	THB.381.M2A	-	-	-	-
	Screw	0.25-1.0	M16	plug	THB.381.N2A	-	-	-	-
				socket	THB.381.P2A	-	-	-	-
	Screw	0.25-1.0	M11	plug	-	-	-	-	-
				socket	-	-	-	-	-
	Screw	0.25-1.0	M16	plug	-	-	-	-	-
				socket	-	-	-	-	-
 <b>TH387</b>	Screw	0.5-2.5	M20	plug	-	-	THB.387.N2A	-	-
				socket	-	-	THB.387.P2A	-	-
	Screw	0.5-1.5	M20	plug	-	-	-	-	-
				socket	-	-	-	-	-
	Screw	0.25-1.5	M20	plug	-	-	-	-	-
				socket	-	-	-	-	-
	Screw	0.5-2.5	M25	plug	-	-	THB.387.E2A	-	-
				socket	-	-	THB.387.F2A	-	-
	Screw	0.5-1.5	M25	plug	-	-	-	-	-
				socket	-	-	-	-	-
	Screw	0.25-1.5	M25	plug	-	-	-	-	-
				socket	-	-	-	-	-
<b>xDRY®</b>	Screw	0.5-1.5	M20	plug	-	-	-	-	
				socket	-	-	-	-	-
<b>TH387</b>	Screw	0.25-1.5	M20	plug	-	-	-	-	
				socket	-	-	-	-	-
 <b>TH389</b>	Spring	0.25-1.5	M20	plug	-	-	-	-	
				socket	-	-	-	-	-
 <b>TH389 UP</b>	Screw	0.5-2.5	M20	plug	-	-	-	-	
				socket	-	-	-	-	-
	Screw	0.5-2.5	M25	plug	-	-	-	-	
				socket	-	-	-	-	-
 <b>TH385</b>	Screw	0.25-1.0	M20	plug	-	-	-	-	
				socket	-	-	-	-	-
	Screw	0.5-2.5	M20	plug	-	THB.385.A2D	-	-	
				socket	-	THB.385.R2D¹	-	-	
	Screw	0.5-2.5	M25	plug	-	THB.385.A2A	-	-	
				socket	-	THB.385.R2A¹	-	-	
	Screw	0.25-1.0	M20 90°	plug	-	-	-	-	
				socket	-	-	-	-	
	Screw	0.5-2.5	M20 90°	plug	-	THB.385.A2F	-	-	
				socket	-	THB.385.R2F¹	-	-	
 <b>TH406</b>	Screw	0.5-2.5	M28	plug	-	-	THB.406.A1G	-	
				socket	-	-	THB.406.C1G³	-	
	Screw	0.5-1.5	M28	plug	-	-	-	-	
				socket	-	-	-	-	
	Screw	0.25-1.0	M28	plug	-	-	-	-	
				socket	-	-	-	-	
<b>TH406 UP</b>	Screw	2.5-6.0	M28	plug	-	-	-	THB.406.A2EU³	
				socket	-	-	-	THB.406.C2EU⁵	

1) to pair with THB.384.P2A  
2) to pair with THB.384.P1A

3) to pair with THB.405.D2G  
4) to pair with THB.405.D2B

5) to pair with THB.405.D2EU  
6) to pair with THB.405.D3EU

Quick plug & socket connectors for panel-mounted applications, up to 32A/630V, up to 8 poles



Series	Wiring Type	Cable section (mm²)	Thread		3 POLES					
					CURRENT / VOLTAGE					
					10A / 500V (*3-60V DC)	16A / 400V	17.5A / 500V	25A / 400V	25A / 630V	32A / 630V
 <b>TH381</b>	Screw	0.25-1.0	M11	plug	THB.381.L3A*	-	-	-	-	-
				socket	THB.381.M3A*	-	-	-	-	-
	Screw	0.25-1.0	M16	plug	THB.381.N3A*	-	-	-	-	-
				socket	THB.381.P3A*	-	-	-	-	-
	Screw	0.25-1.0	M11	plug	THB.381.L3E	-	-	-	-	-
				socket	THB.381.M3E	-	-	-	-	-
	Screw	0.25-1.0	M16	plug	THB.381.N3E	-	-	-	-	-
				socket	THB.381.P3E	-	-	-	-	-
	 <b>TH387</b>	Screw	0.5-2.5	M20	plug	-	-	THB.387.N3A	-	-
					socket	-	-	THB.387.P3A	-	-
		Screw	0.5-1.5	M20	plug	-	-	-	-	-
					socket	-	-	-	-	-
		Screw	0.25-1.5	M20	plug	-	-	-	-	-
					socket	-	-	-	-	-
		Screw	0.5-2.5	M25	plug	-	-	THB.387.E3A	-	-
					socket	-	-	THB.387.F3A	-	-
		Screw	0.5-1.5	M25	plug	-	-	-	-	-
					socket	-	-	-	-	-
Screw		0.25-1.5	M25	plug	-	-	-	-	-	
				socket	-	-	-	-	-	
<b>xDRY®</b>	Screw	0.5-1.5	M20	plug	-	-	-	-	-	
				socket	-	-	-	-	-	
<b>TH387</b>	Screw	0.25-1.5	M20	plug	-	-	-	-	-	
				socket	-	-	-	-	-	
 <b>TH389</b>	Spring	0.25-1.5	M20	plug	-	-	-	-	-	
				socket	-	-	-	-	-	
 <b>TH389 UP</b>	Screw	0.5-2.5	M20	plug	-	-	-	THB.389.N3EU	-	
				socket	-	-	-	THB.389.P3EU	-	
	Screw	0.5-2.5	M25	plug	-	-	-	THB.389.E3EU	-	
				socket	-	-	-	THB.389.F3EU	-	
 <b>TH385</b>	Screw	0.25-1.0	M20	plug	-	-	-	-	-	
				socket	-	-	-	-	-	
	Screw	0.5-2.5	M20	plug	-	THB.385.A3D	-	-	-	
				socket	-	THB.385.R3D²	-	-	-	
	Screw	0.5-2.5	M25	plug	-	THB.385.A1A	-	-	-	
				socket	-	THB.385.R1A²	-	-	-	
	Screw	0.25-1.0	M20 90°	plug	-	-	-	-	-	
				socket	-	-	-	-	-	
	Screw	0.5-2.5	M20 90°	plug	-	THB.385.A3F	-	-	-	
				socket	-	THB.385.R3F²	-	-	-	
 <b>TH406</b>	Screw	0.5-2.5	M28	plug	-	-	THB.406.A1B	-	-	
				socket	-	-	THB.406.C1B⁴	-	-	
	Screw	0.5-1.5	M28	plug	-	-	-	-	-	
				socket	-	-	-	-	-	
	Screw	0.25-1.0	M28	plug	-	-	-	-	-	
				socket	-	-	-	-	-	
<b>TH406 UP</b>	Screw	2.5-6.0	M28	plug	-	-	-	-	THB406.A3EU	
				socket	-	-	-	-	THB.406.C3EU⁶	



## TH381 - TH387 - TH389 - TH385 - TH406

### Technical Specifications

#### CERTIFICATIONS



	TH381	TH387	TH387 xDRY	TH389
Country of production	Italy	Italy	Italy	Italy
IEC reference standard	EN 61984:2009	EN 61984:2009	EN 61984:2009	EN 61984:2009
Other certifications		THB.387.N2/3/4/5A THB.387.P2/3/4A UL2238/C22.2 No.182.3		UL2238/C22.2 No.182.3
<b>CONNECTION SYSTEM</b>				
Lock mechanism plug-socket	Push-Pull	Lock-Rotation	Lock-Rotation	Push-Pull
Connection-disconnection cycles	100	1.000	1.000	100
<b>ENVIRONMENTAL CONDITIONS</b>				
IP protection rating	IP66, IP68, IP69	IP66, IP68	IP66, IP68	IP66, IP68, IP69
IK protection rating	-	IK07	IK07	-
Max operating temperature	+60°C	+60°C	+60°C	+60°C
Min/max temperature (EN61984/EN60998 standard)	-40°C +125°C	-40°C +125°C	-40°C +125°C	-40°C +125°C
Corrosion resistance	Salt mist test: EN60068-2-11:2000	Salt mist test: EN60068-2-11:2000	Salt mist test: EN60068-2-11:2000	Salt mist test: EN60068-2-11:2000
PTI (Tracking Index)	PTI 175	PTI 175	PTI 175	PTI 175
<b>MATERIALS</b>				
Body	-	-	-	-
Connector	PA66 GF UL94 V0	PA66 GF UL94 V0	PA66 GF UL94 V0	PA66 GF UL94 V0
Cable gland	PA66 UL94 V2	PA66 UL94 V2	PA66 UL94 V2	PA66 UL94 V2
Grommets	TPE	TPE	TPE	TPE
Seals	TPE	TPE	TPE	TPE
Properties	Halogen Free - Silicone Free	Halogen Free - Silicone Free	Halogen Free - Silicone Free	Halogen Free - Silicone Free
Terminations	Brass	Brass	Brass	Brass/steel (spring)
Screws	Steel	Steel	Steel	Steel
Over-voltage category	II	II	II	II
Pollution rating	2	2	2	2

Quick plug & socket connectors for panel-mounted applications, up to 25A/630V, up to 8 poles





TH389 UP	TH385	TH406	TH406 UP
Italy	Italy	Italy	Italy
EN 61984:2009	EN 61984:2009	EN 61984:2009	EN 61984:2009
	THB.385.A1A UL2238/C22.2 No.182.3	THB.406.A1A/B UL2238/C22.2 No.182.3	
Push-Pull	Lock-Rotation	Bayonet	Bayonet
100	1.000	1.000	1.000
<b>ENVIRONMENTAL CONDITIONS</b>			
IP66, IP68	IP68	IP68	IP68
-	IK07	-	-
+100°C	+85°C	-	-
-40°C +125°C	-40°C +125°C	-40°C +125°C	-40°C +125°C
Salt mist test: EN60068-2-11:2000	Salt mist test: EN60068-2-11:2000	Salt mist test: EN60068-2-11:2000	Salt mist test: EN60068-2-11:2000
PTI 175	PTI 175	PTI 175	PTI 175
<b>MATERIALS</b>			
-	PA66 UL94 V2	PA66 UL94 V2	PA66 UL94 V2
PA66 GF UL94 V0	PA66 GF UL94 V0	PA66 GF UL94 V0	PA66 GF UL94 V0
PA66 UL94 V2	PA66 UL94 V2	PA66 UL94 V2	PA66 UL94 V2
Silicone	-	-	-
Silicone	Silicone	TPE	Silicone
Halogen Free	Halogen Free	Halogen Free - Silicone Free	Halogen Free
Brass	Brass	Brass	Brass
Steel	Steel	Steel	Steel
II	II	II	II
3	2	2	3

**TH370 - TH420**  
Product Table



Learn more about  
the products  
[CLICK ON THE CODE](#)

Series	Connection Type	Cable section (mm <sup>2</sup> )	Diam. Cable (mm)	2 POLES	
				CURRENT / VOLTAGE	
				6A / 230V	16A / 400A
 TH370	insulation displacement	2.5-4.0	6.0-7.0	-	THB.370.A2A
	insulation displacement	4.0-6.0	7.0-8.0	-	THB.370.B2A

Series	Connection Type	Cable section (mm <sup>2</sup> )	Cable length (mm)	2 POLES	
				CURRENT / VOLTAGE	
				6A / 230V	16A / 400A
 TH420	push-pull	0.75	450	THH.420.A2B	-
	push-pull	0.75	450	THH.420.B2B	-

**TH370 - TH420**  
Technical Specifications

**CERTIFICATIONS**



	TH370	TH420
Country of production	Italy	Italy
IEC reference standard		EN 61984:2009
Other certifications		

**CONNECTION SYSTEM**

Lock mechanism	Screw lock	Push-pull
Connection-disconnection cycles	1.000	-

**ENVIRONMENTAL CONDITIONS**

IP protection rating	IP68	IP67
IK protection rating	-	-
Min/max temperature (EN61984/EN60998 standard)	-40°C +125°C	-20°C +110°C
Corrosion resistance	Salt mist test : EN60068-2-11:2000	Salt mist test : EN60068-2-11:2000
PTI (Tracking Index)	PTI 175	PTI 175

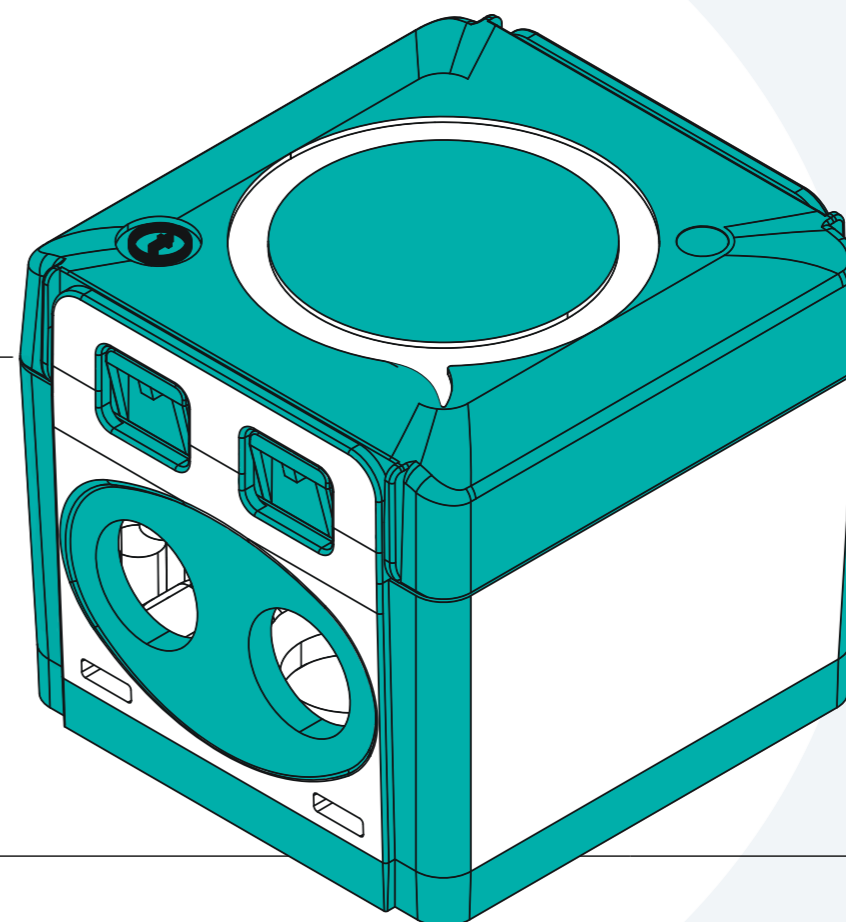
**MATERIALS**

Body	PA66 GF UL94 V0	PC GF UL94 V2
Connector	PA66 GF UL94 V0	PC GF UL94 V2
Cable gland	PA66 UL94 V2	-
Grommets	TPE	-
Seals	Silicone	EPDM
Properties	Halogen Free	Halogen Free - Silicone Free
Terminations	Brass	Brass
Screws	Steel	Steel



## Junction boxes

Empty junction boxes, with terminal blocks or plug & socket connectors. Certified up to IP68, they provide protected connections without the use of resin or gel. The enclosures are re-inspectable and re-accessible. Compact dimensions for tight spaces or for the protection of electronic components.



CLICK HERE 





## Junction boxes

Empty boxes or with terminal block for applications up to 24A / 450V, up to 8 poles



### TH200

- + 3-way junction box, up to 5 poles
- + IP67 protection against water and external agents
- + Compact and ideal for installation in confined spaces



### TH209

- + 3-4 way junction box, for installations up to 8 poles
- + High protection against water, external agents, and impact (IP68, IK08)
- + Ideal for installations requiring greater complexity in a compact size



### TH211

- + 3-way junction box, up to 5 poles
- + Protection against water, external agents, and impact (IP65, IK08)
- + Ideal for installation in industrial environments and areas subject to mechanical stress



### TH210

- + Junction box with 4 input-output ports
- + Protection against water and external agents (IP66/IP67/IP68)
- + Robust design (IK07)
- + Custom configurations and wiring



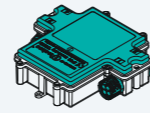
### TH219

- + Empty 3-4 way junction box
- + High protection against water, external agents, and impact (IP68, IK08)
- + Provides maximum installation flexibility and configurability for both civil and industrial applications



### TH212

- + Junction box for up to 6 input-output ports
- + Elegant aesthetics, suitable for architectural applications
- + Protection against water and external agents: IP67 and IP66 (screwless version)
- + Provision for IoT system component installations
- + Ideal for smart environment management installations



Hybrid junction box with IP66/IP68 protection rating with cable glands and integrated connectors



Electrical and electronic components protected from environmental agents



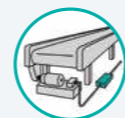
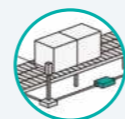
Compact dimensions for installation in tight spaces



Easily customisable with modular accessories



### Versatility and customisation



Maximum protection for circuits and electronic devices

Convenience: Easy re-accessible and reusable

Customisation based on customer requirements

Empty boxes or with terminal block for applications up to 24A / 450V, up to 8 poles



### AUTOMATION SYSTEMS IN THE CIVIL SECTOR

- Compact design for installation in confined spaces
- Protection against water, dust, and external agents (IPxx)



### AUTOMATION SYSTEMS IN THE INDUSTRIAL SECTOR

- Modularity and versatility of installation in the industrial field
- High degree of resistance to impact and mechanical stress (IK08)



### AUTOMATION SYSTEMS IN THE URBAN SECTOR

- Highly configurable to meet installation requirements
- Suitable for outdoor environments exposed to atmospheric agents



Designed for IoT applications, compatible with electronic and control components



Provisioned for the installation of TEEfamily® connectors and accessories, as well as other standard market products



Lid designed for the installation of sensors (e.g. Zhaga)



Engineered for seamless integration of electronic and control components



Tool-free clip closure



clip-on + screws (IP67)  
Clip-on (IP66)

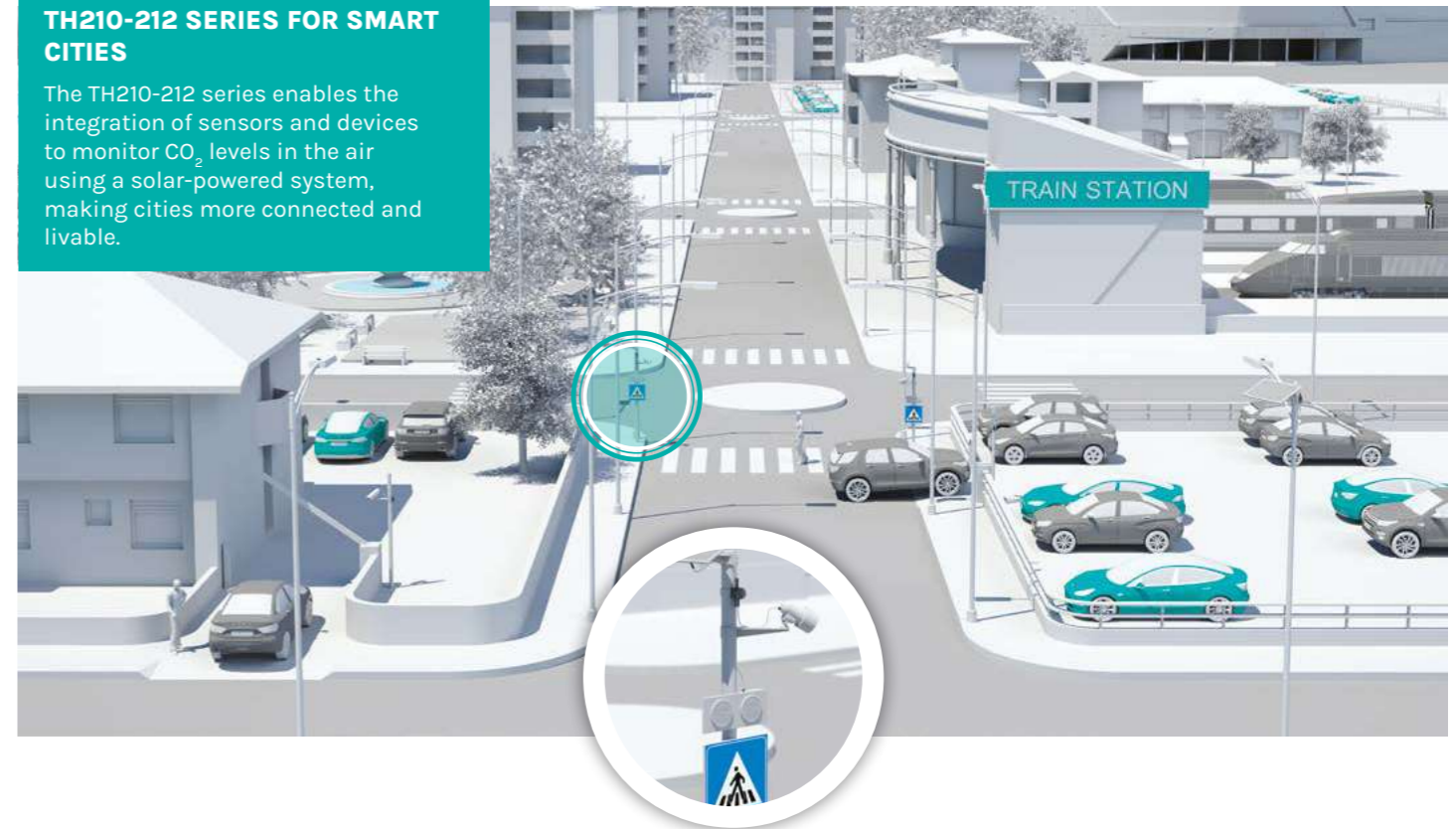
**INTEGRATION WITH THE MAIN INTERNATIONAL COMMUNICATION STANDARDS**



**Versatile for multiple applications**

**TH210-212 SERIES FOR SMART CITIES**

The TH210-212 series enables the integration of sensors and devices to monitor CO<sub>2</sub> levels in the air using a solar-powered system, making cities more connected and livable.









**TH210-212 SERIES FOR HORTICULTURE**

The TH210-212 series helps farmers optimise production and remain operational year-round by providing wired connections for lighting with control and management for LED systems.





Series	No. of outlets	Cable section (mm <sup>2</sup> )	Cable diameter (mm)	EMPTY	3 POLES	
				CURRENT / VOLTAGE	16A / 250V	24A / 450V
 TH200	3-way T	0.5-1.5	7.0-9.0	-	THB.200.E3F	-
 TH211	3-way T	0.5-4.0	7.0-13.5	THA.211.D1A	-	THB.211.D3A
	3-way T	0.5-4.0	8.0-17.0	THA.211.A1A	-	THB.211.A3A
	3-way T	0.5-1.5	7.0-13.5	-	-	-
	3-way T	0.5-1.5	8.0-17.0	-	-	-
 TH209	3-way Y	-	7.0-13.5	THA.209.D1A <sup>1)</sup>	-	THB.209.A3A
	3-way H	0.5-4.0	7.0-13.5	-	-	THB.209.D3A
	4-way H	-	7.0-13.5	THA.209.A1A <sup>1)</sup>	-	-
	4-way H	0.5-1.5	7.0-13.5	-	-	-
	4-way H	0.5-4.0	7.0-13.5	-	-	-
 TH219	4-way H	-	7.0-13.5	THA.219.A1A	-	-
 TH210	4 way	-	-	THA.210.B0A	-	-
	4 way	-	-	THA.210.A0A	-	-
 TH212	5 way	-	-	THA.212.A0A.P66	-	-
	5 way	-	-	THA.212.A0A.P67	-	-
	6 way	-	-	THA.212.B0A	-	-
	6 way	-	-	THA.212.Z0A* (* Zhaga)	-	-

CLICK HERE 



1) To install the Techno TH026 and TH027 series terminal blocks, mounting accessory 6000175CC is required. visit [www.techno.it](http://www.techno.it)



4 POLES	5 POLES		8 POLES
CURRENT / VOLTAGE	CURRENT / VOLTAGE		CURRENT / VOLTAGE
24A / 450V	16A / 250V	16A / 450V	16A / 450A
-	THB.200.E5E	-	-
THB.211.D4A	-	-	-
THB.211.A4A	-	-	-
-	-	THB.211.D5A	-
-	-	THB.211.A5A	-
-	-	-	-
-	-	-	-
THB.209.A4A	-	THB.209.A5A	THB.209.A8A
-	-	-	-
-	-	-	-
-	-	-	-
-	-	-	-
-	-	-	-

## TH200 - TH211 - TH209 - TH219 - TH210 - TH212

### Technical Specifications

#### CERTIFICATIONS



	TH200	TH211	TH209
Country of production	Italy	Italy	Italy
IEC reference standard	EN 60998-1:2004	EN 60998-1:2004	EN 60998-1:2004
Other certifications			

#### ENVIRONMENTAL CONDITIONS

IP protection rating	IP67	IP65	IP66 - IP68
IK protection rating	-	IK08	IK08
T-Marking	T 85°C	T 85°C	T 85°C
Max operating temperature	-	-	-
Min/max temperature (EN61984/EN60998 standard)	-40°C +125°C	-40°C +125°C	THB.209 -40°C +125°C THA.209 -40°C +100°C
Corrosion resistance	Salt mist test: EN60068-2-11:2000	Salt mist test: EN60068-2-11:2000	Salt mist test: EN60068-2-11:2000
PTI (Tracking Index)	PTI 175	-	-

#### MATERIALS

Body	PA66 UL94 V2	PA66 UL94 V2	PA66 UL94 V2
Connector	PA66 GF UL94 V0	PA66 GF UL94 V0	PA66 GF UL94 V0
Cable gland	-	-	-
Grommets	TPE	TPE	TPE
Seals	TPE	TPE	TPE
Properties	Halogen Free - Silicone Free	Halogen Free - Silicone Free	Halogen Free - Silicone Free
Terminations	Brass	Brass	Brass
Screws	Steel	Steel	Steel
Cover screws	Steel	Steel	Steel

Junction boxes with 3, 4, or 6 input/output ports and terminal blocks

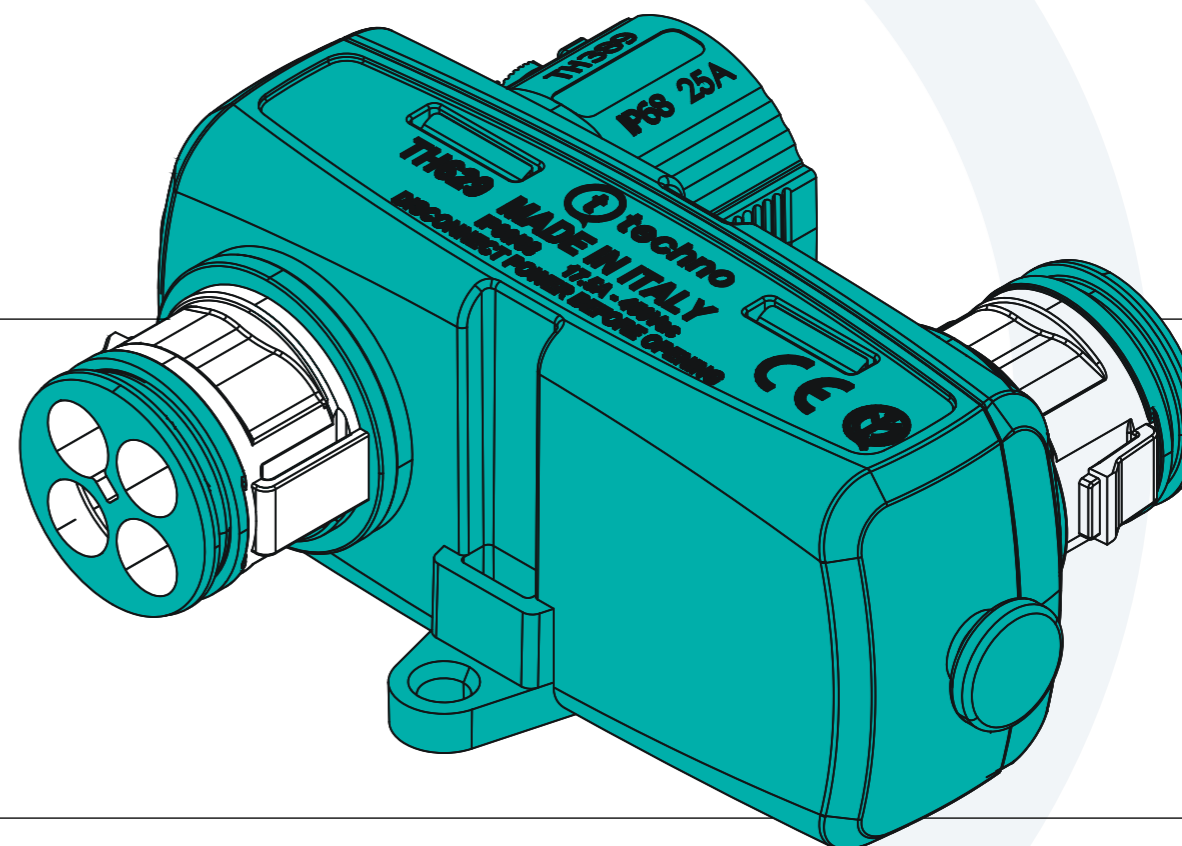


TH219	TH210	TH212
Italy	Italy	Italy
EN 60998-1:2004	EN 60998-1:2004	EN 60998-1:2004
IP68	IP66 - IP67 - IP68	IP66 - IP67
IK08	-	IK08
-	-	-
+60°	+60°	+60°
-40°C + 60°C	-25°C + 50°C	-20°C + 60°C
Salt mist test: EN60068-2-11:2000	Salt mist test: EN60068-2-11:2000	-
-	-	-
PA66 UL94 V2	PA66 UL94 V2	PC/ABS UL94V0
-	-	-
-	-	-
TPE	-	-
TPE	TPE	Silicone
Halogen Free - Silicone Free	Halogen Free - Silicone Free	Halogen Free
-	-	-
-	-	-
Steel	Steel	Steel



## Power distribution units

High-protection electrical connection systems (IP6x) pre-configured with wiring or plug & socket connectors. Ideal for connecting and disconnecting power grids and industrial equipment. No access to the terminal block inside the box is required, as it takes advantage of the flexibility offered by the plug & socket connection.



CLICK HERE 





## Power distribution units

Power distributors for applications up to 25A / 630V,  
5 poles, cable diameter up to 13.5 mm



### TH624

- + H-shaped, 4-way power distributor
- + Available in versions for 4 and 5 poles
- + Compact size and IP68 protection
- + Rotary locking mechanism
- + Compatible with TH387 series connectors



### TH631

- + Pre-wired power distributor with TH405 series connectors supplied
- + Available in versions for 2 and 6 poles
- + Quick bayonet locking mechanism
- + Practical installation and easy maintenance



### TH629 UP

- + High resistance to chemical agents
- + Resistant to higher operating temperatures (Up to 80°C)
- + Improved insulation
- + Easy Click quick release system
- + Min-max conductor section 0.5... 2.5 mm<sup>2</sup>
- + Compatible with TH389U series connectors



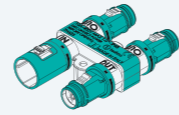
### TH623

- + H-shaped, 4-way power distributor
- + Available in versions for 2 and 3 poles
- + Protection rating IP68
- + Rotary locking mechanism
- + Compatible with TH384 series connectors supplied



### TH625

- + Y or H-shaped, 3 and 4-way power distributor
- + Available in versions for 2 and 3 poles
- + Compact size and IP66/IP68 protection
- + Ideal for parallel connections
- + Compatible with TH381 series connectors



3-way Y-type and 4-way H-type power distributors for all electrical distribution requirements



Polarised key to prevent installation errors

Innovative solution featuring a pre-wired distributor for fast connections



Circular cross-section and compact size for smooth integration into installation components



Electrical connections for low-voltage infrastructure and installations

- + Intuitive and efficient solutions ensuring reliable wiring
- + Power distributors for substantial time savings in multi-point connections



CLICK HERE




APPLICATIONS IN THE INDUSTRIAL SECTOR

- High resistant
- Flexible installation
- Ideal for harsh environments



APPLICATIONS IN THE NAVAL SECTOR

- New reinforced collar for tightening key
- Screw connections, insulation piercing, and crimping
- 3- and 4-pole configurations, cable diameter from 0.5 to 2.5 mm<sup>2</sup>








TH624UP: JUNCTION BOXES, NO LONGER NEEDED!

With the new TH624UP power distributors, featuring a reinforced collar, enable the creation of parallel branches for power and signal applications, optimising installation and maintenance time and costs. System operations are now simplified and faster.



**TH625 - TH624 - TH623 - TH629 - TH631**  
**Product Table**

Learn more about  
the products  
[CLICK ON THE CODE](#)

Series	No. of outlets	Cable section (mm <sup>2</sup> )*	Cable diameter (mm)*	2 POLES		
				CURRENT / VOLTAGE		
				10A / 500V	16A / 400V	25A / 400V
 <b>TH625**</b>	4-way H	- <sup>(1)</sup>	-	THH.625.A2A	-	-
	4-way H	- <sup>(1)</sup>	-	-	-	-
	3-way Y	- <sup>(1)</sup>	-	THH.625.Y2A	-	-
	3-way Y	- <sup>(1)</sup>	-	-	-	-
 <b>TH624**</b>	4-way H	- <sup>(2)</sup>	-	-	-	-
 <b>TH623</b>	4-way H	0.5-1.5	7.0-12.0	-	THH.623.L2A <sup>(3)</sup>	-
 <b>TH629 UP**</b>	3-way H	0.5-2.5	-	-	-	-
 <b>TH631</b>	3-way T	0.5-1.5	7.0-13.5	-	-	THH.631.B2A <sup>(3)</sup>
	3-way T	0.5-2.5	7.0-13.5	-	-	-

\* Section and cable diameter refer to the compatible connector type

\*\* TH381 is compatible with TH625, TH387 is compatible with TH624, and TH389U is compatible with TH629U

<sup>(1)</sup> see cable section of TH381

<sup>(2)</sup> see TH387

<sup>(3)</sup> Plug & socket connectors are included in the package

Power distributors for applications up to 25A / 630V, 5 poles, cable diameter up to 13.5 mm



3 POLES				4 POLES		5 POLES	
CURRENT / VOLTAGE				CURRENT / VOLTAGE		CURRENT / VOLTAGE	
10A / 500V (*3-60V DC)	16A / 400V	25A / 400V	25A / 630V	17.5A / 500V	25A / 630V	17.5A / 400V	17.5A / 500V
THH.625.A3E	-	-	-	-	-	-	-
THH.625.A3A*	-	-	-	-	-	-	-
THH.625.Y3E	-	-	-	-	-	-	-
THH.625.Y3A*	-	-	-	-	-	-	-
-	-	-	-	THH.624.A4A	-	-	THH.624.A5A
-	THH.623.L3A <sup>(3)</sup>	-	-	-	-	-	-
-	-	-	THH.629.Y3EU	-	THH.629.Y4EU	-	-
-	-	-	-	-	-	THH.631.B5A <sup>(3)</sup>	-
-	-	THH.631.B3A <sup>(3)</sup>	-	-	-	-	-

**TH625 - TH624 - TH623 - TH629 - TH631**
**Technical Specifications**
**CERTIFICATIONS**


	TH625	TH624
Country of production	Italy	Italy
IEC reference standard	EN 61984:2009	EN 61984:2009
Other certifications		THH.624.A4A UL2238/C22.2 No.182.3
<b>CONNECTION SYSTEM</b>		
Lock mechanism plug-socket	Push-Pull	Lock-Rotation
Connection-disconnection cycles	100	1.000
<b>ENVIRONMENTAL CONDITIONS</b>		
IP protection rating	IP66, IP68	IP68
IK protection rating	-	-
Max operating temperature	+60°C	+60°C
Min/max temperature (EN61984/EN60998 standard)	-40°C +100°C	-40°C +125°C
Corrosion resistance	Salt mist test: EN60068-2-11:2000	Salt mist test: EN60068-2-11:2000
PTI (Tracking Index)	PTI 175	PTI 175
<b>MATERIALS</b>		
Body	TPE	PA66 GF UL94 V0
Connector	PA66 GF UL94 V0	PA66 GF UL94 V0
Cable gland	-	-
Grommets	-	-
Seals	TPE	TPE
Properties	Halogen Free	Halogen Free
Terminations	Brass	Brass
Screws	-	-
Cover screws	-	-
Over-voltage category	II	II
Pollution rating	2	2

Power distributors for applications up to 25A / 630V, 5 poles, cable diameter up to 13.5 mm



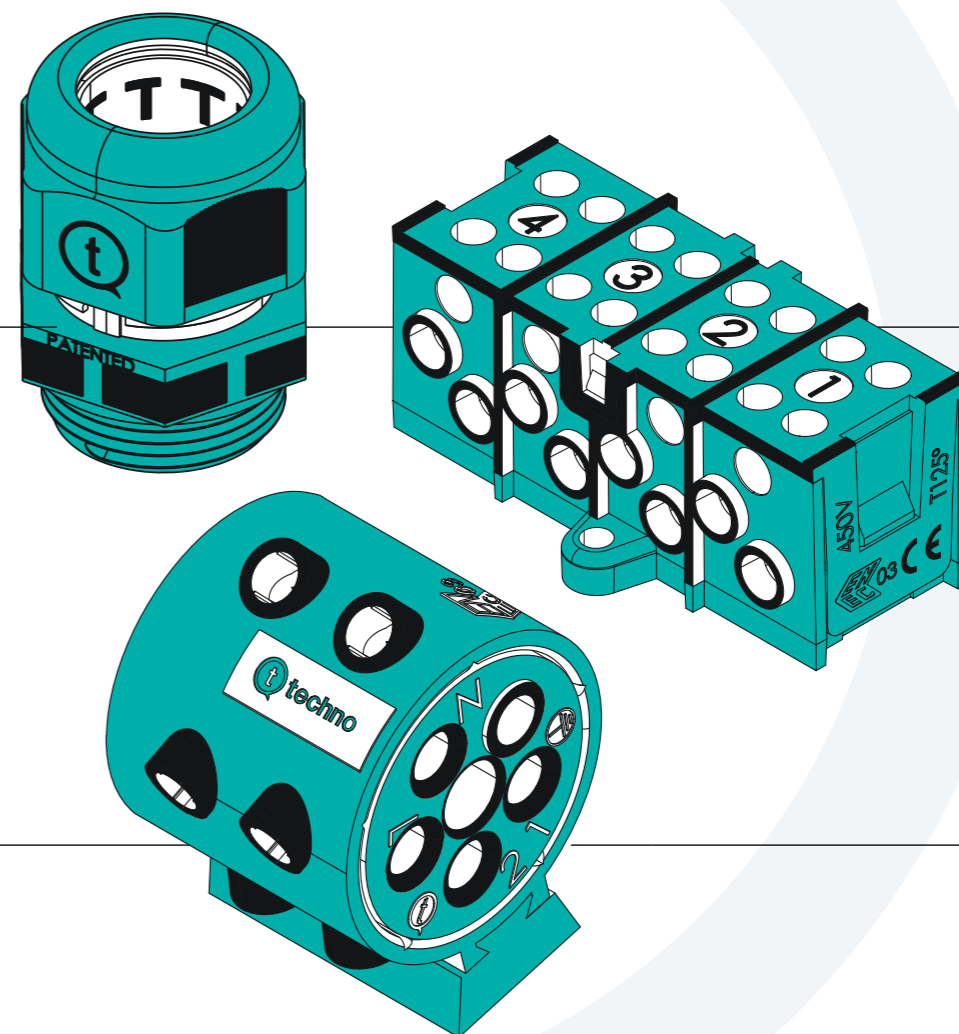
	TH623	TH629 UP	TH631
Country of production	Italy	Italy	Italy
IEC reference standard	EN 61984:2009	EN 61984:2009	EN 61984:2009
Other certifications			
<b>CONNECTION SYSTEM</b>			
Lock mechanism plug-socket	Lock-Rotation	Push-Pull	Bayonet
Connection-disconnection cycles	1.000	1.000	1.000
<b>ENVIRONMENTAL CONDITIONS</b>			
IP protection rating	IP66, IP68	IP66, IP68	IP65
IK protection rating	-	IK07	-
Max operating temperature	+85°C	+80°C	+60°C
Min/max temperature (EN61984/EN60998 standard)	-40°C +125°C	-40°C +125°C	-40°C +125°C
Corrosion resistance	Salt mist test : EN60068-2-11:2000	Salt mist test: EN60068-2-11:2000	Salt mist test: EN60068-2-11:2000
PTI (Tracking Index)	PTI 175	PTI 175	PTI 175
<b>MATERIALS</b>			
Body	PA66 UL94 V2	PA66 GF UL94 V0	PA66 UL94 V2
Connector	PA66 GF UL94 V0	PA66 GF UL94 V0	PA66 GF UL94 V0
Cable gland	PA66 UL94 V2	-	PA66 UL94 V2
Grommets	-	-	TPE
Seals	Silicone/TPE	Silicone	Silicone/TPE
Properties	Halogen Free	Halogen Free	Halogen Free
Terminations	Brass	Brass	Brass
Screws	Steel	Steel	Steel
Cover screws	Steel	-	Steel
Over-voltage category	II	II	II
Pollution rating	2	2	2



## Other connection systems

The high-performance cable glands (IP68), designed for quick cable attachment are co-moulded from nylon and rubber in a single solution to ensure reliability and safety.

The rectangular and circular linear connection terminal blocks can be used either individually or with the TEETUBE® and TEEBOX® connection systems.



[CLICK HERE](#)



Cable Glands


[CLICK HERE](#)




Terminals





TH450 - TH451 - TH452					Learn more about the products <a href="#">CLICK ON THE CODE</a>	
Code <sup>(1)</sup>	Thread	IP rating	Min - max cable diam. (mm)		IEC reference standard	Max operation
THA.450.A1A	PG9	IP68 (50m/1h)	4.0 - 7.5	EN 50262:1998	+60°C	-40°C +125°C
THA.450.A0A	M16	IP68 (50m/1h)	4.0 - 7.5	EN 50262:1998	+60°C	-40°C +125°C
THA.450.B0A	M16	IP68 (50m/1h)	7.5 - 9.5	EN 50262:1998	+60°C	-40°C +125°C
THA.450.B1A	PG9	IP68 (50m/1h)	7.5 - 9.5	EN 50262:1998	+60°C	-40°C +125°C
THA.451.B1A	PG13.5	IP68 (50m/1h)	7.0 - 10.5	EN 50262:1998	+60°C	-40°C +125°C
THA.451.C1A	PG13.5	IP68 (50m/1h)	10.5 - 14.0	EN 50262:1998	+60°C	-40°C +125°C
THA.451.B2A	PG16	IP68 (50m/1h)	7.0 - 10.5	EN 50262:1998	+60°C	-40°C +125°C
THA.451.C2A	PG16	IP68 (50m/1h)	10.5 - 14.0	EN 50262:1998	+60°C	-40°C +125°C
THA.451.B0A	M20	IP68 (50m/1h)	7.0 - 10.5	EN 50262:1998	+60°C	-40°C +125°C
THA.451.C0A	M20	IP68 (50m/1h)	10.5 - 14.0	EN 50262:1998	+60°C	-40°C +125°C
THA.452.B1A	M25	IP68 (50m/1h)	7.0 - 10.5	EN 50262:1998	+60°C	-40°C +125°C
THA.452.C1A	M25	IP68 (50m/1h)	10.5 - 14.0	EN 50262:1998	+60°C	-40°C +125°C
THA.452.B0A	M25	IP68 (50m/1h)	14.0 - 17.0	EN 50262:1998	+60°C	-40°C +125°C

<sup>(1)</sup> Mounting nut not included in the package.

TH450 - TH451 - TH452					Learn more about the products <a href="#">CLICK ON THE CODE</a>	
Code <sup>(1)</sup>	Thread	IP rating	Min - max cable diam. (mm)		IEC reference standard	Max operation
THA.450.A1E	PG9	IP68 (50m/1h)	4.0 - 7.5	EN 50262:1998	+60°C	-40°C +125°C
THA.450.A0E	M16	IP68 (50m/1h)	4.0 - 7.5	EN 50262:1998	+60°C	-40°C +125°C
THA.450.B0E	M16	IP68 (50m/1h)	7.5 - 9.5	EN 50262:1998	+60°C	-40°C +125°C
THA.450.B1E	PG9	IP68 (50m/1h)	7.5 - 9.5	EN 50262:1998	+60°C	-40°C +125°C
THA.451.B1E	PG13.5	IP68 (50m/1h)	7.0 - 10.5	EN 50262:1998	+60°C	-40°C +125°C
THA.451.C1E	PG13.5	IP68 (50m/1h)	10.5 - 14.0	EN 50262:1998	+60°C	-40°C +125°C
THA.451.B2E	PG16	IP68 (50m/1h)	7.0 - 10.5	EN 50262:1998	+60°C	-40°C +125°C
THA.451.C2E	PG16	IP68 (50m/1h)	10.5 - 14.0	EN 50262:1998	+60°C	-40°C +125°C
THA.451.B0E	M20	IP68 (50m/1h)	7.0 - 10.5	EN 50262:1998	+60°C	-40°C +125°C
THA.451.C0E	M20	IP68 (50m/1h)	10.5 - 14.0	EN 50262:1998	+60°C	-40°C +125°C
THA.452.B1E	M25	IP68 (50m/1h)	7.0 - 10.5	EN 50262:1998	+60°C	-40°C +125°C
THA.452.C1E	M25	IP68 (50m/1h)	10.5 - 14.0	EN 50262:1998	+60°C	-40°C +125°C
THA.452.B0E	M25	IP68 (50m/1h)	14.0 - 17.0	EN 50262:1998	+60°C	-40°C +125°C

<sup>(1)</sup> Mounting nut not included in the package.








Corrosion resistance	MATERIAL				Properties
	Body	Cable gland	Seals	Grommets	
Salt mist test : EN60068-2-11:2000	PA UL94 V2	PA66 UL94 V2	TPE	TPE	Halogen Free - Silicone Free
Salt mist test : EN60068-2-11:2000	PA UL94 V2	PA66 UL94 V2	TPE	TPE	Halogen Free - Silicone Free
Salt mist test : EN60068-2-11:2000	PA UL94 V2	PA66 UL94 V2	TPE	TPE	Halogen Free - Silicone Free
Salt mist test : EN60068-2-11:2000	PA UL94 V2	PA66 UL94 V2	TPE	TPE	Halogen Free - Silicone Free
Salt mist test : EN60068-2-11:2000	PA UL94 V2	PA66 UL94 V2	TPE	TPE	Halogen Free - Silicone Free
Salt mist test : EN60068-2-11:2000	PA UL94 V2	PA66 UL94 V2	TPE	TPE	Halogen Free - Silicone Free
Salt mist test : EN60068-2-11:2000	PA UL94 V2	PA66 UL94 V2	TPE	TPE	Halogen Free - Silicone Free
Salt mist test : EN60068-2-11:2000	PA UL94 V2	PA66 UL94 V2	TPE	TPE	Halogen Free - Silicone Free
Salt mist test : EN60068-2-11:2000	PA UL94 V2	PA66 UL94 V2	TPE	TPE	Halogen Free - Silicone Free
Salt mist test : EN60068-2-11:2000	PA UL94 V2	PA66 UL94 V2	TPE	TPE	Halogen Free - Silicone Free
Salt mist test : EN60068-2-11:2000	PA UL94 V2	PA66 UL94 V2	TPE	TPE	Halogen Free - Silicone Free
Salt mist test : EN60068-2-11:2000	PA UL94 V2	PA66 UL94 V2	TPE	TPE	Halogen Free - Silicone Free
Salt mist test : EN60068-2-11:2000	PA UL94 V2	PA66 UL94 V2	TPE	TPE	Halogen Free - Silicone Free

Corrosion resistance	MATERIAL				Properties
	Body	Cable gland	Seals	Grommets	
Salt mist test : EN60068-2-11:2000	PA UL94 V2	PA66 UL94 V2	TPE	TPE	Halogen Free - Silicone Free
Salt mist test : EN60068-2-11:2000	PA UL94 V2	PA66 UL94 V2	TPE	TPE	Halogen Free - Silicone Free
Salt mist test : EN60068-2-11:2000	PA UL94 V2	PA66 UL94 V2	TPE	TPE	Halogen Free - Silicone Free
Salt mist test : EN60068-2-11:2000	PA UL94 V2	PA66 UL94 V2	TPE	TPE	Halogen Free - Silicone Free
Salt mist test : EN60068-2-11:2000	PA UL94 V2	PA66 UL94 V2	TPE	TPE	Halogen Free - Silicone Free
Salt mist test : EN60068-2-11:2000	PA UL94 V2	PA66 UL94 V2	TPE	TPE	Halogen Free - Silicone Free
Salt mist test : EN60068-2-11:2000	PA UL94 V2	PA66 UL94 V2	TPE	TPE	Halogen Free - Silicone Free
Salt mist test : EN60068-2-11:2000	PA UL94 V2	PA66 UL94 V2	TPE	TPE	Halogen Free - Silicone Free
Salt mist test : EN60068-2-11:2000	PA UL94 V2	PA66 UL94 V2	TPE	TPE	Halogen Free - Silicone Free
Salt mist test : EN60068-2-11:2000	PA UL94 V2	PA66 UL94 V2	TPE	TPE	Halogen Free - Silicone Free
Salt mist test : EN60068-2-11:2000	PA UL94 V2	PA66 UL94 V2	TPE	TPE	Halogen Free - Silicone Free
Salt mist test : EN60068-2-11:2000	PA UL94 V2	PA66 UL94 V2	TPE	TPE	Halogen Free - Silicone Free
Salt mist test : EN60068-2-11:2000	PA UL94 V2	PA66 UL94 V2	TPE	TPE	Halogen Free - Silicone Free

## TH026 - TH027 - TH029 - TH032 - TH112 Product Table


Learn more about  
the products  
[CLICK ON THE CODE](#) 

Series	Connection Type	Cable section (mm <sup>2</sup> )	Thread	2 POLES		
				CURRENT / VOLTAGE		
				17.5A / 450V	24A / 450V	32A / 450V
 <b>TH026</b>	strip	0.25-2.5	M3	-	THB.026.C2A	-
	Screw	0.5-4.0	M3	-	-	THB.026.C1A
 <b>TH027</b>	Screw	1.5-6.0	-	-	-	-
 <b>TH029</b>	Screw	0.5-4.0	M3	-	-	THB.029.A2A
 <b>TH032</b>	Screw	0.5-4.0	M3	-	-	-
 <b>TH112</b>	piercing/ crimp	0.5-1.5	M3	THP.112.A2A	-	-

## TH026 - TH027 - TH029 - TH032 - TH112 Technical Specifications

	TH026	TH027
Country of production	Italy	Italy
IEC reference standard	EN 60998-1:2004	EN 60998-1:2004
Other certifications		
<b>ENVIRONMENTAL CONDITIONS</b>		
IP protection rating	IP00	IP00
IK protection rating	-	-
T marking	T 125°C	T 125°C
Min/max temperature (EN61984/EN60998 standard)	-40°C +125°C	-40°C +125°C
Corrosion resistance	Salt mist test : EN60068-2-11:2000	Salt mist test : EN60068-2-11:2000
PTI (Tracking Index)	PTI 175	PTI 175
<b>MATERIALS</b>		
Body	-	-
Connector	PA66 GF UL94 V0	PA66 GF UL94 V0
Cable gland	-	-
Grommets	-	-
Seals	-	-
Properties	Halogen Free - Silicone Free	Halogen Free - Silicone Free
Terminations	Brass	Brass
Screws	Steel	Steel

Other connection systems: linear terminal blocks



3 POLES				4 POLES	5 POLES	
CURRENT / VOLTAGE				CURRENT / VOLTAGE	CURRENT / VOLTAGE	
17.5A / 450V	24A / 450V	32A / 450V	41A / 450V	32A / 450V	24A / 450V	32A / 450V
-	THB.026.B2A	-	-	-	THB.026.A2A	-
-	-	THB.026.B1A	-	-	-	THB.026.A1A
-	-	-	THC.027.A1A	-	-	-
-	-	THB.029.A1A	-	-	-	-
-	-	-	-	THB.032.A4B	-	-
THP.112.A3A	-	-	-	-	-	-



### CERTIFICATIONS



TH029	TH032	TH112
Italy	Italy	Italy
EN 60998-1:2004	EN 60998-1:2004	EN 61984:2009-1:2004
IP00	IP00	IP54
-	-	-
T 125°C	T 125°C	T 125°C
-40°C +125°C	-40°C +125°C	-40°C +125°C
Salt mist test : EN60068-2-11:2000	Salt mist test : EN60068-2-11:2000	Salt mist test : EN60068-2-11:2000
PTI 175	PTI 175	PTI 250
-	-	-
PA66 GF UL94 V0	PA66 GF UL94 V0	PA66 GF UL94 V0
-	-	-
-	-	TPE
-	-	TPE
Halogen Free - Silicone Free	Halogen Free - Silicone Free	Halogen Free - Silicone Free
Brass	Brass	Brass
Steel	Steel	Steel

**TH021 - TH033**  
Product Table

Learn more about  
the products  
[CLICK ON THE CODE](#)

Series	Connection Type	Cable section (mm <sup>2</sup> )	Thread	2 POLES	
				CURRENT / VOLTAGE	
				24A / 450V	32A / 450V
 <b>TH021</b>	Strip	0.25-2.5	M3	THB.021.C3A	-
	Screw	0.5-4.0	M3	-	THB.021.C1A
	Strip	0.25-2.5	M3	-	-
	Screw	0.5-4.0	M3	-	-
	Strip	0.25-2.5	M3	-	-
	Screw	0.5-4.0	M3	-	-
 <b>TH033</b>	Strip	0.25-2.5	M3	-	-
	Screw	0.5-4.0	M3	-	-

**TH021 - TH033**  
Technical Specifications

	TH021
Country of production	Italy
IEC reference standard	EN 60998-1:2004
Other certifications	
<b>ENVIRONMENTAL CONDITIONS</b>	
IP protection rating	IP20
IK protection rating	-
T marking	T 125°C
Min-max temperature (norma EN61984/EN60998)	-40°C +125°C
Corrosion resistance	Salt mist test : EN60068-2-11:2000
PTI (Tracking Index)	PTI 250
<b>MATERIALS</b>	
Body	-
Connector	PA66 GF UL94 V0
Cable gland	-
Grommets	-
Seals	-
Properties	Halogen Free - Silicone Free
Terminations	Brass
Screws	Steel

Other connection systems: circular terminal blocks



3 POLES		4 POLES		5 POLES	
CURRENT / VOLTAGE		CURRENT / VOLTAGE		CURRENT / VOLTAGE	
24A / 450V	32A / 450V	24A / 450V	32A / 450V	24A / 450V	32A / 450V
-	-	-	-	-	-
-	-	-	-	-	-
THB.021A3A	-	-	-	-	-
-	THB.021.A1A	-	-	-	-
-	-	-	-	THB.021.B3A	-
-	-	-	-	-	THB.021.B1A
-	-	THB.033.A4C	-	-	-
-	-	-	THB.033.A4A	-	-

**CERTIFICATIONS**

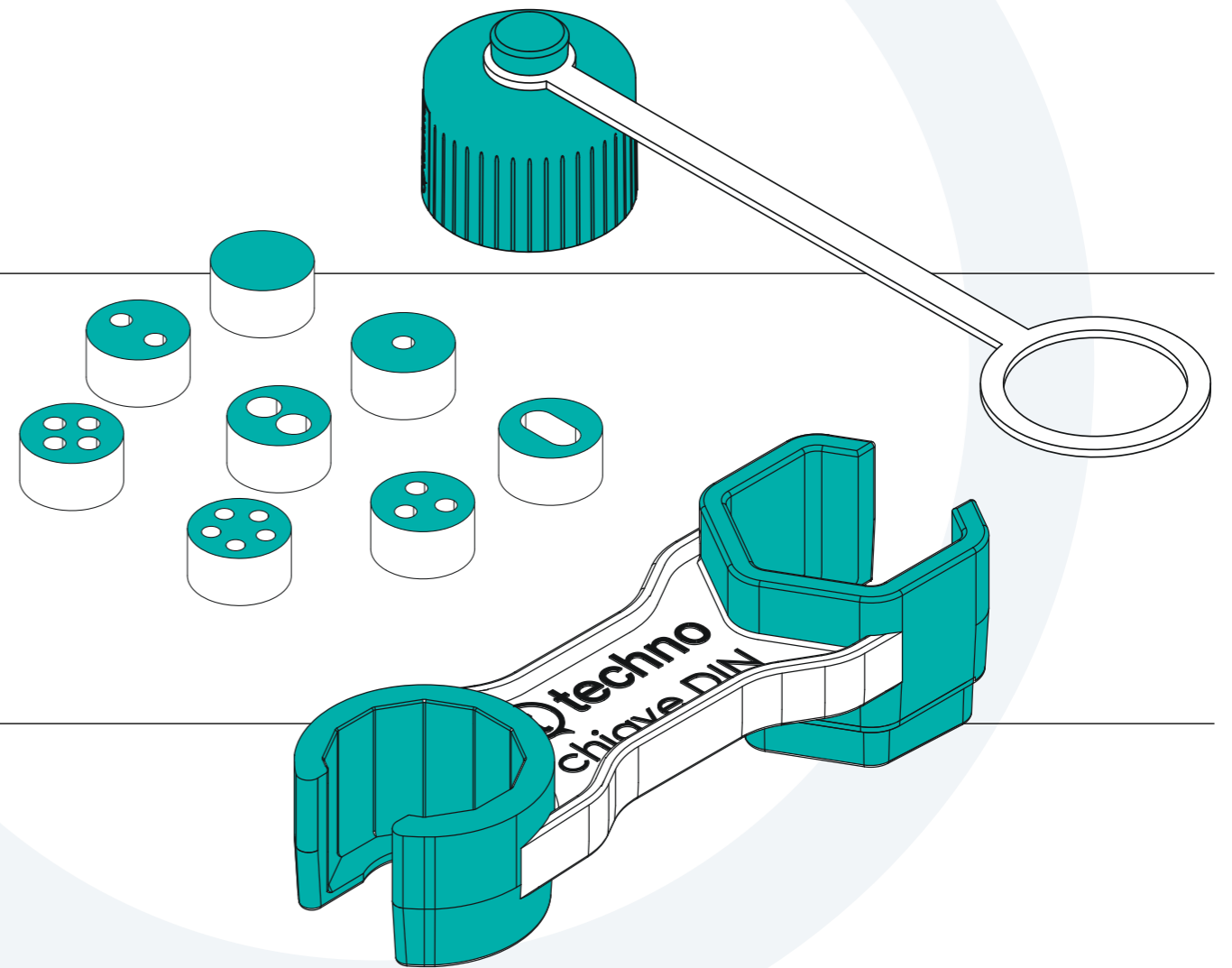


	TH033
Country of production	Italy
IEC reference standard	EN 60998-1:2004
Other certifications	
<b>ENVIRONMENTAL CONDITIONS</b>	
IP protection rating	IP20
IK protection rating	-
T marking	T 125°C
Min-max temperature (norma EN61984/EN60998)	-40°C +125°C
Corrosion resistance	Salt mist test : EN60068-2-11:2000
PTI (Tracking Index)	PTI 250
<b>MATERIALS</b>	
Body	-
Connector	PA66 GF UL94 V0
Cable gland	-
Grommets	-
Seals	-
Properties	Halogen Free - Silicone Free
Terminations	Brass
Screws	Steel

## Accessories

A wide range of accessories for the adaptation, installation, and securing of connection systems:

- Grommets and reducers
- Caps
- Assembly tools
- Fixing clamps
- Nuts



CLICK HERE 



## ACCESSORIES

(not included in the package; must be ordered separately)

Grommets and reducers				TEETUBE								
				LINEAR COUPLINGS			PANEL COUPLINGS		BRANCH COUPLINGS			
Version	Code	No. of pieces	Min-max cable (mm)	TH391	TH393	TH400	TH391	TH394	TH390	TH402	TH399	TH392
	600012500	200	2.0 - 4.0	• <sup>(1)</sup>	•	• <sup>(1)</sup>	• <sup>(1)</sup>		•	•	• <sup>(1)</sup>	• <sup>(1)</sup>
	600012600	200	2.0 - 4.0	• <sup>(1)</sup>	•	• <sup>(1)</sup>	• <sup>(1)</sup>		•	•	• <sup>(1)</sup>	• <sup>(1)</sup>
	600012700	200	5.5 - 11.0	• <sup>(1)</sup>	•	• <sup>(1)</sup>	• <sup>(1)</sup>		•	•	• <sup>(1)</sup>	• <sup>(1)</sup>
	600013600	200	1.5 - 4.0	• <sup>(1)</sup>	•	• <sup>(1)</sup>	• <sup>(1)</sup>		•	•	• <sup>(1)</sup>	• <sup>(1)</sup>
	600013700	200	-	• <sup>(1)</sup>	•	• <sup>(1)</sup>	• <sup>(1)</sup>		•	•	• <sup>(1)</sup>	• <sup>(1)</sup>
	600018200	200	2.0 - 3.5	• <sup>(1)</sup>	•	• <sup>(1)</sup>	• <sup>(1)</sup>		•	•	• <sup>(1)</sup>	• <sup>(1)</sup>
	600022400	200	1.5 - 3.5	• <sup>(1)</sup>	•	• <sup>(1)</sup>	• <sup>(1)</sup>		•	•	• <sup>(1)</sup>	• <sup>(1)</sup>
	600030600	200	4.5 - 5.5	• <sup>(1)</sup>	•	• <sup>(1)</sup>	• <sup>(1)</sup>		•	•	• <sup>(1)</sup>	• <sup>(1)</sup>
	600037000	200	4.5 - 5.5	• <sup>(1)</sup>	•	• <sup>(1)</sup>	• <sup>(1)</sup>		•	•	• <sup>(1)</sup>	• <sup>(1)</sup>
	604001100	200	7,5 - 9,0	• <sup>(1)</sup>	•	• <sup>(1)</sup>	• <sup>(1)</sup>		•	•	• <sup>(1)</sup>	• <sup>(1)</sup>
	6000636GT	200	8.0 - 11.0	• <sup>(1)</sup>	•	• <sup>(1)</sup>	• <sup>(1)</sup>		•	•	• <sup>(1)</sup>	• <sup>(1)</sup>
	6000338GT	200	-	• <sup>(2)</sup>			• <sup>(2)</sup>					• <sup>(2)</sup>
	6000339GT	200	5.5 - 7.0	• <sup>(2)</sup>			• <sup>(2)</sup>					• <sup>(2)</sup>
	6000340GT	200	2.5 - 3.0	• <sup>(2)</sup>			• <sup>(2)</sup>					• <sup>(2)</sup>
	6000341GT	200	4.0 - 5.0	• <sup>(2)</sup>			• <sup>(2)</sup>					• <sup>(2)</sup>
	6000342GT	200	2.5 - 3.0	• <sup>(2)</sup>			• <sup>(2)</sup>					• <sup>(2)</sup>
	6000343GT	200	2.5 - 3.0	• <sup>(2)</sup>			• <sup>(2)</sup>					• <sup>(2)</sup>
	6000377GT	200	2.5 - 3.5	• <sup>(2)</sup>			• <sup>(2)</sup>					• <sup>(2)</sup>
	6000365GT	200	5.6 - 11.0	• <sup>(2)</sup>			• <sup>(2)</sup>					• <sup>(2)</sup>
	6000346LA	200	-	• <sup>(2)</sup>			• <sup>(2)</sup>					• <sup>(2)</sup>
	6000347LA <sup>3</sup>	200	5.0 - 7.0	• <sup>(2)</sup>			• <sup>(2)</sup>					• <sup>(2)</sup>
	6000087LF <sup>4</sup>	200	6.0 - 7.0	• <sup>(1)</sup>	•	•	• <sup>(1)</sup>		•	•	• <sup>(1)</sup>	• <sup>(1)</sup>
	6000156LF	200	-	• <sup>(1)</sup>	•	•	• <sup>(1)</sup>		•	•	• <sup>(1)</sup>	• <sup>(1)</sup>

Notes: (1) Only for Ø 24.0 mm cable diameter 7.0 - 13.5 mm  
(2) Only for Ø 21.0 mm cable diameter 7.0 - 12.0 mm



3) Download the document 6000347LA



4) Download the document 6000087LF

## Reducers and Grommets in TPE and Silicone

Grommets and reducers				TEEBOX										
				JUNCTION BOXES					POWER DISTRIBUTION UNITS					
Version	Code	No. of pieces	Min-max cable (mm)	TH200	TH211	TH209	TH210	TH219	TH625	TH624	TH623	TH629	TH631	
	600012500	200	2.0 - 4.0		• <sup>(1)</sup>	•		•					•	
	600012600	200	2.0 - 4.0		• <sup>(1)</sup>	•		•					•	
	600012700	200	5.5 - 11.0		• <sup>(1)</sup>	•		•					•	
	600013600	200	1.5 - 4.0		• <sup>(1)</sup>	•		•					•	
	600013700	200	-		• <sup>(1)</sup>	•		•					•	
	600018200	200	2.0 - 3.5		• <sup>(1)</sup>	•		•					•	
	600022400	200	1.5 - 3.5		• <sup>(1)</sup>	•		•					•	
	600030600	200	4.5 - 5.5		• <sup>(1)</sup>	•		•					•	
	600037000	200	4.5 - 5.5		• <sup>(1)</sup>	•		•					•	
	604001100	200	7,5 - 9,0		• <sup>(1)</sup>	•		•					•	
	6000636GT	200	8.0 - 11.0		• <sup>(1)</sup>	•		•					•	
	6000338GT	200	-									•		
	6000339GT	200	5.5 - 7.0									•		
	6000340GT	200	2.5 - 3.0									•		
	6000341GT	200	4.0 - 5.0									•		
	6000342GT	200	2.5 - 3.0									•		
	6000343GT	200	2.5 - 3.0									•		
	6000346LA	200	-									•		
	6000347LA	200	5.0 - 7.0									•		
	6000087LF	200	6.0 - 7.0		• <sup>(1)</sup>	•		•					•	
	6000156LF	200	-		• <sup>(1)</sup>	•		•					•	
	6000040LF	200	-	•										
	6000041LF	200	max 7.5	•										
	6000042LF	200	max 6.0	•										
	6000089MA	200	2.0 - 3.5	•										
	6000090MA	200	1.0 - 3.0	•										
	6000091MA	200	-	•										
	6000106MA	200	2.0 - 3.0	•										
	6000113MA	200	1.0 - 2.0	•										
	6000114MA	200	1.0 - 2.0	•										
	6000084MG	200	7.0 - 9.0	•										
	6000086MH	200	4.0 - 5.5	•										
	6000085MM	200	5.5 - 7.0	•										

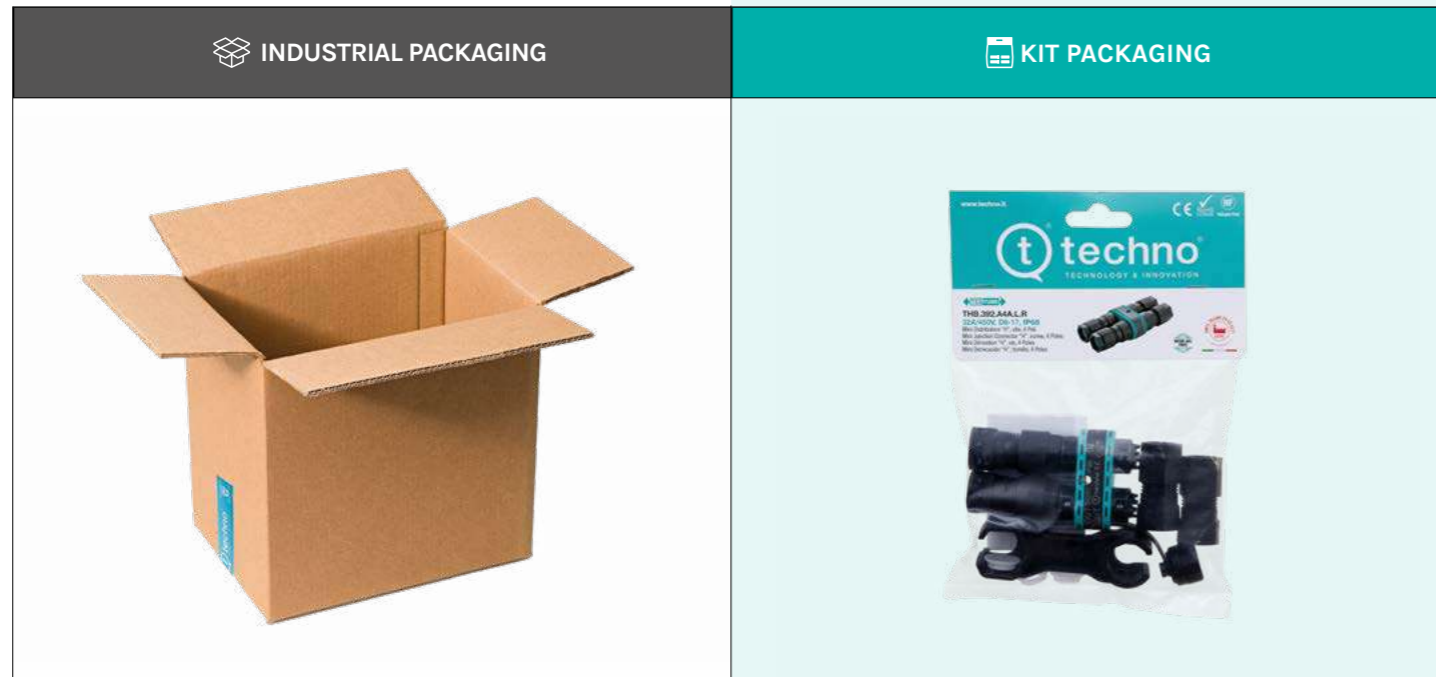
Notes: (1) Only for Ø 24.0 mm cable diameter 7.0 - 13.5 mm  
(2) Only for Ø 21.0 mm cable diameter 7.0 - 12.0 mm





## INDUSTRIAL CODE AND KIT CODE CROSS-REFERENCE TABLE

Learn more about  
the products  
[CLICK ON THE CODE](#)



### Panel-mounted linear connection joints: TH391 – TH394

INDUSTRIAL CODE	EAN CODE	QUANTITY	KIT CODE	EAN CODE	QUANTITY
THB.391.H2A	8057457094160	200			
THB.391.H2A.L	8057457094177	200			
THB.391.L2A	8057457094283	200			
THB.391.L2A.L	8057457094290	200			
THB.391.H3A	8057457094207	200			
THB.391.H3A.L	8057457094214	200			
THB.391.L3A	8057457094320	200			
THB.391.L3A.L	8057457094337	200			
THB.391.H4A	8057457094245	200	<a href="#">THB.391.H4A.R</a>	8057457091039	1
THB.391.H4A.L	8057457094252	200	<a href="#">THB.391.H4A.L.R</a>	8057457091022	1
THB.391.L4A	8057457094368	200	<a href="#">THB.391.L4A.R</a>	8057457091077	1
THB.391.L4A.L	8057457094375	200	<a href="#">THB.391.L4A.L.R</a>	8057457091060	1
THB.391.H5A	8057457097482	200	<a href="#">THB.391.H5A.R</a>	8057457091053	1
THB.391.H5A.L	8057457097499	200	<a href="#">THB.391.H5A.L.R</a>	8057457091046	1
THB.391.N4A	8057457094405	200	<a href="#">THB.391.N4A.R</a>	8057457091114	1
THB.391.N4A.L	8057457094412	200	<a href="#">THB.391.N4A.L.R</a>	8057457091107	1
THB.391.T4A	8057457094467	200	<a href="#">THB.391.T4A.R</a>	8057457091145	1
THB.391.T4A.L	8057457094474	200	<a href="#">THB.391.T4A.L.R</a>	8057457091138	1
THB.391.N5A	8057457094405	200			
THS.394.A3A.CG	8057457099592	200	<a href="#">THS.394.A3A.CG.R</a>	8057457099608	1
THS.394.A5A.CG	8057457099585	200	<a href="#">THS.394.A5A.CG.R</a>	8057457099615	1

### Linear connection joints: TH391 – TH393 – TH400


INDUSTRIAL CODE	EAN CODE	QUANTITY	KIT CODE	EAN CODE	QUANTITY
THB.391.A2A	8057457093767	200			
THB.391.A2A.L	8057457093774	200			
THB.391.A3A	8057457093804	200	<a href="#">THB.391.A3A.R</a>	8057457097673	1
THB.391.A3A.L	8057457093811	200	<a href="#">THB.391.A3A.L.R</a>	8057457095884	1
THB.391.A4A	8057457093842	200	<a href="#">THB.391.A4A.R</a>	8057457090001	1
THB.391.A4A.L	8057457093859	200	<a href="#">THB.391.A4A.L.R</a>	8057457090018	1
THB.391.A5A	8057457093880	100	<a href="#">THB.391.A5A.R</a>	8057457090957	1
THB.391.A5A.L	8057457093897	100	<a href="#">THB.391.A5A.L.R</a>	8057457090940	1
THB.391.R4A	8057457094429	100	<a href="#">THB.391.R4A.R</a>	8057457091121	1
THB.391.R4A.L	8057457094436	100	<a href="#">THB.391.R4A.L.R</a>	8057457090025	1
THB.391.R5A	8057457099417	100			
THB.391.R5A.L	8057457099424	100			
THS.393.A4E	8057457099363	100			
THS.393.A5E	8057457099370	100			
THS.D393.A4E	8057457099431	100			
THS.D393.A5E	8057457099387	100			
THB.400.C1B	8057457094993	200			
THB.400.C1A	8057457094986	200	<a href="#">THR.400.S3D</a>	8057457090087	1
THB.400.D1G	8057457095051	200	<a href="#">THR.400.A4D</a>	8057457090384	1
THB.400.D1B	8057457095037	200	<a href="#">THR.400.A4D</a>	8057457090384	1
THB.400.D4E	8057457095204	200	<a href="#">THR.400.S4E</a>	8057457090391	1
THB.400.D1H	8057457095068	200	<a href="#">THR.400.S5D</a>	8057457090100	1
THB.400.D1A	8057457095020	200	<a href="#">THR.400.S5D</a>	8057457090100	1
THB.400.D1L	8057457095075	200	<a href="#">THR.400.S6D</a>	8057457096034	1
THB.400.D1D	8057457095044	200	<a href="#">THR.400.S6D</a>	8057457096034	1
THB.400.A3EU	8057457099448	50			
THB.400.A4EU	8057457099455	50			

### Circular junctions for branching: TH390 – TH402 – TH399 – TH392

INDUSTRIAL CODE	EAN CODE	QUANTITY	KIT CODE	EAN CODE	QUANTITY
THB.390.C1B	8057457093736	200			
THB.390.C1A	8057457093729	200	<a href="#">THR.390.S3T</a>	8057457090063	1
THB.402.C1B	8057457095228	200			
THB.402.C2C	8057457095266	200			
THB.402.C1A	8057457095211	200			
THB.402.C2E	8057457095273	200	<a href="#">THB.402.C2E.R</a>	8057457090162	1
THB.402.C1D	8057457095235	200	<a href="#">THB.402.C1D.R</a>	8057457091190	1
THB.402.D4A	8057457095334	200	<a href="#">THB.402.D4A.R</a>	8057457091213	1
THB.402.C1F	8057457095242	200	<a href="#">THB.402.C1F.R</a>	8057457091206	1
THB.402.C1G	8057457095259	200			
THB.399.A2A	8057457094528	100			
THB.399.D2A	8057457094771	100			
THB.399.D8B	8057457094887	100			
THB.399.A3A	8057457094542	100	<a href="#">THR.399.S3L</a>	8057457096041	1
THB.399.D3A	8057457094795	100	<a href="#">THR.399.S3L</a>	8057457096041	1
THB.399.D9B	8057457094894	100	<a href="#">THR.399.S9L</a>	8057457090070	1
THB.399.A4A	8057457094566	100	<a href="#">THB.399.D4A.R</a>	8057457091183	1
THB.399.D4A	8057457094818	100	<a href="#">THB.399.D4A.R</a>	8057457091183	1
THB.399.D4E	8057457094832	100	<a href="#">THB.399.A4F.R</a>	8057457091176	1
THB.399.A5A	8057457094597	100	<a href="#">THR.399.S5L</a>	8057457090377	1
THB.399.D5A	8057457094849	100	<a href="#">THR.399.S5L</a>	8057457090377	1
THB.399.A6A	8057457094610	100	<a href="#">THR.399.S6L</a>	8057457096058	1
THB.399.D6A	8057457094863	100	<a href="#">THR.399.S6L</a>	8057457096058	1
THB.392.A4A	8057457094481	50	<a href="#">THB.392.A4A.R</a>	8057457091152	1
THB.392.A4A.L	8057457094498	50	<a href="#">THB.392.A4A.L.R</a>	8057457090032	1
THB.392.R4A	8057457094504	50	<a href="#">THB.392.R4A.R</a>	8057457091169	1
THB.392.R4A.L	8057457094511	50	<a href="#">THB.392.R4A.L.R</a>	8057457090049	1



## INDUSTRIAL CODE AND KIT CODE CROSS-REFERENCE TABLE

Learn more about  
the products  
[CLICK ON THE CODE](#) 

### Linear plug & socket connectors: TH381 - TH387 - TH389 - TH384 - TH405

INDUSTRIAL CODE	EAN CODE	QUANTITY	KIT CODE	EAN CODE	QUANTITY
THB.381.A2A	8057457092555	200	THB.381.A2A.R	8057457090131	1
THB.381.B2A	8057457092593	200			
THB.381.A2A.L	8057457092562	200			
THB.381.B2A.L	8057457092609	200			
THB.381.A3A	8057457097000	200	THB.381.A3A.R	8057457096164	1
THB.381.B3A	8057457096942	200			
THB.381.A3E	8057457095914	200	THB.381.A3E.R	8057457095907	1
THB.381.B3E	8057457095921	200			
THB.387.A2A	8057457093033	200			
THB.387.B2A	8057457093132	200			
THB.387.A2A.L	8057457093040	200			
THB.387.B2A.L	8057457093149	200			
THB.387.A3A	8057457093057	200	THB.387.A3E.R	8057457096256	1
THB.387.B3A	8057457093156	200			
THB.387.A3A.L	8057457093064	200	THB.387.A3E.L.R	8057457096263	1
THB.387.B3A.L	8057457093163	200			
THB.387.A4A	8057457093071	200	THB.387.A4A.R	8057457090797	1
THB.387.B4A	8057457093170	200			
THB.387.A4A.L	8057457093088	200	THB.387.A4A.L.R	8057457090155	1
THB.387.B4A.L	8057457093187	200			
THB.387.A5A	8057457093118	200	THB.387.A5A.R	8057457090810	1
THB.387.B5A	8057457093194	200			
THB.387.A5A.L	8057457093125	200	THB.387.A5A.L.R	8057457090803	1
THB.387.B5A.L	8057457093200	200			
THB.387.A4A.XD	8057457093101	200	THB.387.A4A.L.XD.R	8057457095891	1
THB.387.B4A.L	8057457093187	200			
THB.387.A5A.L.XD	8057457099493	200			
THB.387.B5A.L	8057457093200	200			
THS.389.A4E	8057457098144	200	THS.389.A4E.R	8057457098151	1
THS.389.B4E	8057457098205	200			
THS.389.A5E	8057457098182	200	THS.389.A5E.R	8057457098199	1
THS.389.B5E	8057457098229	200			
THB.389.A3EU	8057457099004	200			
THB.389.B3EU	8057457099011	200			
THB.389.A4EU	8057457099066	200			
THB.389.B4EU	8057457099073	200			
THB.384.A2A	8057457092722	200			
THB.384.B2A	8057457092746	200			
THB.384.A1A	8057457092715	200	THR.384.S3A	8057457090148	1
THB.384.B1A	8057457092739	200			
THB.384.A5A	8057457099219	200	THB.384.A5A.R	8057457099257	1
THB.384.B5A	8057457099226	200			
THB.405.A2G	8057457095457	200			
THB.405.B2G	8057457095495	200			
THB.405.A2B	8057457095433	200	THR.405.S3B	8057457090438	1
THB.405.B2B	8057457095471	200			
THB.405.A2A	8057457095426	200	THR.405.S5A	8057457090445	1
THB.405.B2A	8057457095464	200			
THB.405.A2E	8057457095440	200	THR.405.S6C	8057457090452	1
THB.405.B2E	8057457095488	200			
THB.405.A8A	8057457097802	200	THB.405.A8A.R	8057457097680	1
THB.405.B8A	8057457097819	200			
THB.405.A5EU	8057457099189	200			
THB.405.B5EU	8057457099196	200			

### Linear plug & socket connectors: TH380 - TH382 - TH388

INDUSTRIAL CODE	EAN CODE	QUANTITY	KIT CODE	EAN CODE	QUANTITY
THB.380.A2A	8057457092524	200			
THB.380.B2A	8057457092548	200			
THB.380.A1A	8057457092517	200	THR.380.S3A	8057457096171	1
THB.380.B1A	8057457092531	200			
THB.382.A2A	8057457092685	200			
THB.382.B2A	8057457092708	200			
THB.382.A1A	8057457092678	200	THR.382.S3A	8057457096188	1
THB.382.B1A	8057457092692	200			
THB.388.A2A	8057457093569	200			
THB.388.B2A	8057457093606	200			
THB.388.A3A	8057457093576	200	THR.388.S3A	8057457096218	1
THB.388.B3A	8057457093613	200			
THB.388.A5A	8057457093583	200	THR.388.S5A	8057457096225	1
THB.388.B5A	8057457093620	200			
THB.388.A6A	8057457093590	200	THR.388.S6A	8057457096232	1
THB.388.B6A	8057457093637	200			
THB.370.A2A	8057457092494	200	THR.370.A2A	8057457090322	1
THB.370.B2A	8057457092500	200			
THH.420.A2B	8057457097611	200	THR.420.S2A	8057457090490	1
THH.420.B2B	8057457097628	200			

INDUSTRIAL CODE AND KIT CODE CROSS-REFERENCE TABLE

Learn more about the products  
CLICK ON THE CODE

Panel-mounted plug & socket connectors: TH381 - TH387 - TH389 - TH385 - TH406

INDUSTRIAL CODE	EAN CODE	QUANTITY	KIT CODE	EAN CODE	QUANTITY	NOTES
THB.381.L2A	8057457092616	200				
THB.381.M2A	8057457092630	200				
THB.381.N2A	8057457092647	200	<a href="#">THB.381.N2A.R</a>	8057457090773	1	con THB.381.B2A
THB.381.P2A	8057457092661	200				
THB.381.L3A	8057457096959	200				
THB.381.M3A	8057457096973	200				
THB.381.N3A	8057457096997	200	<a href="#">THB.381.N3A.R</a>	8057457096157	1	con THB.381.B3A
THB.381.P3A	8057457097017	200				
THB.381.L3E	8057457096966	200				
THB.381.M3E	8057457096973	200				
THB.381.N3E	8057457095938	200				
THB.381.P3E	8057457097024	200				
THB.387.N2A	8057457093477	200				
THB.387.P2A	8057457093521	200				
THB.387.E2A	8057457093293	200				
THB.387.F2A	8057457093347	200				
THB.387.N3A	8057457093484	200				
THB.387.P3A	8057457093538	200				
THB.387.E3A		200				
THB.387.F3A	8057457093354	200				
THB.387.N4A	8057457093491	200	<a href="#">THB.387.N4A.R</a>	8057457090919	1	con THB.387.B4A
THB.387.P4A	8057457093545	200				
THB.387.N5A	8057457093514	200	<a href="#">THB.387.N5A.R</a>	8057457090933	1	con THB.387.B5A
THB.387.P5A	8057457093552	200				
THB.387.N4A.XD	8057457093507	200				
THB.387.P4A	8057457093545	200				
THB.387.N5A.XD	8057457099523	200				
THB.387.P5A	8057457093552	200				
THS.389.L4E	8057457099530	200	<a href="#">THS.389.L4E.R</a>	8057457098243	1	con THS.389.B4E
THS.389.M4E	8057457099547	200	<a href="#">THS.389.M4E.R</a>	8057457098342	1	con THS.389.A4E
THS.389.L5E	8057457098250	200	<a href="#">THS.389.L5E.R</a>	8057457098281	1	con THS.389.B5E
THS.389.M5E	8057457098304	200	<a href="#">THS.389.M5E.R</a>	8057457098359	1	con THS.389.A5E
THB.389.N3EU	8057457099042	200				
THB.389.P3EU	8057457099059	200				
THB.389.N4EU	8057457099103	200				
THB.389.P4EU	8057457099110	200				
THB.389.E3EU		200				
THB.389.F3EU		200				
THB.389.E4EU		200				
THB.389.F4EU		200				
THB.385.A2A	8057457092807	200				
THB.385.R2A	8057457092906	200				
THB.385.A2D	8057457092814	200				
THB.385.R2D	8057457092913	200				
THB.385.A3D	8057457092852	200	<a href="#">THB.385.A3D.R</a>		1	
THB.385.R3D	8057457092951	200				
THB.385.A2F	8057457092838	200				
THB.385.R2F	8057457092937	200				
THB.385.A3F	8057457092876	200	<a href="#">THB.385.A3F.R</a>		1	
THB.385.R3F	8057457092975	200				
THB.385.A5F	8057457099295	200	<a href="#">THB.385.A5F.R</a>		1	
THB.385.R5F	8057457099301	200				
THB.385.A1A	8057457092791	200	<a href="#">THR.385.S3A</a>	8057457090346	1	con THB.384.B1A
THB.385.R1A	8057457092890	200				
THB.385.A5D	8057457099264	200	<a href="#">THB.385.A5D.R</a>	8057457099288	1	con THB.384.B5A
THB.385.R5D	8057457099271	200				
THB.406.A1G	8057457095617	200				
THB.406.C1G	8057457095655	200				

Panel-mounted plug & socket connectors: TH381 - TH387 - TH389 - TH385 - TH406

INDUSTRIAL CODE	EAN CODE	QUANTITY	KIT CODE	EAN CODE	QUANTITY	NOTES
THB.406.A1B	8057457095594	200	<a href="#">THR.406.S3B</a>	8057457090469	1	con THB.405.B2B
THB.406.C1B	8057457095631	200				
THB.406.A1A	8057457095587	200	<a href="#">THR.406.S5A</a>	8057457090476	1	con THB.405.B2A
THB.406.C1A	8057457095624	200				
THB.406.A1E	8057457095600	200	<a href="#">THR.406.S6C</a>	8057457090483	1	con THB.405.B2E
THB.406.C1E	8057457095648	200				
THB.406.A8A	8057457097840	200	<a href="#">THB.406.A8A.R</a>	8057457097796	1	con THB.405.B8A
THB.406.C8A	8057457097857	200				
THB.406.A5EU	8057457099202	200				
THB.406.B5EU	8057457099554	200				

Power distributors: TH625 - TH624 - TH623 - TH629 - TH631

INDUSTRIAL CODE	EAN CODE	QUANTITY	KIT CODE	EAN CODE	QUANTITY
THH.625.A2A	8057457097635	50	<a href="#">THH.625.A2A.R</a>	8057457096287	1
THH.625.Y2A	8057457098601	50			
THH.625.A3A	8057457097659	50	<a href="#">THH.625.A3A.R</a>	8057457096294	1
THH.625.Y3A	8057457098625	50			
THH.624.A4A	8057457095822	60	<a href="#">THH.624.A4A.R</a>	8057457091237	1
THH.624.A5A	8057457095839	60	<a href="#">THH.624.A5A.R</a>	8057457091251	1
THH.623.L2A	8057457095808	50			
THH.623.L3A	8057457095815	50	<a href="#">THR.623.S3A</a>	8057457090735	1
THH.629.Y3EU	8057457099141	20			
THH.629.Y4EU	8057457099158	20			
THH.631.B2A	8057457095846	50			
THH.631.B3A	8057457095853	50	<a href="#">THR.631.S3A</a>	8057457090742	1
THH.631.B5A	8057457095860	50	<a href="#">THR.631.S5A</a>	8057457090759	1

Junction boxes: TH200 - TH211 - TH209 - TH210 - TH212

INDUSTRIAL CODE	EAN CODE	QUANTITY	KIT CODE	EAN CODE	QUANTITY
THB.200.E3F	8057457092371	200	<a href="#">THR.200.S3M</a>	8057457090117	1
THB.200.E5E	8057457092388	200			
THB.211.A3A	8057457092432	50	<a href="#">THR.211.S3D</a>	8057457090292	1
THB.211.D3A	8057457092463	50	<a href="#">THR.211.S3A</a>	8057457090285	1
THA.211.D1A	8057457091824	50			
THA.211.A1A	8057457091817	50			
THB.211.A4A	8057457092449	50	<a href="#">THR.211.S4D</a>	8057457090308	1
THB.211.D4A	8057457092470	50	<a href="#">THR.211.S4A</a>	8057457099486	1
THB.211.A5A	8057457092456	50			
THB.211.D5A	8057457092487	50			
THA.209.A1A	8057457091794	100			
THA.209.D1A	8057457091800	100			
THB.209.A3A	8057457092395	100	<a href="#">THB.209.A3A.R</a>	8057457090766	1
THB.209.D3A	8057457099462	100			
THB.209.A4A	8057457092401	100	<a href="#">THR.209.A4A</a>	8057457090124	1
THB.209.A5A	8057457092418	100	<a href="#">THR.209.S5L</a>	8057457090261	1
THB.209.A8A	8057457092425	100	<a href="#">THR.209.S8L</a>	8057457090278	1
THA.210.A0A	8057457098458	10			
THA.210.B0A	8057457098465	10			
THA.212.A0A.P66	8057457098915	12			
THA.212.A0A.P67	8057457098922	12	<a href="#">THA.212.A0A.P67.R</a>	8057457098977	1
THA.212.B0A	8057457098939	12			
THA.212.Z0A	8057457099479	12			
THA.219.A1A	8057457091831	100	<a href="#">THR.219.A0A</a>	8057457090315	1

## INDUSTRIAL CODE AND KIT CODE CROSS-REFERENCE TABLE

Learn more about  
the products  
[CLICK ON THE CODE](#)

### Cable Glands

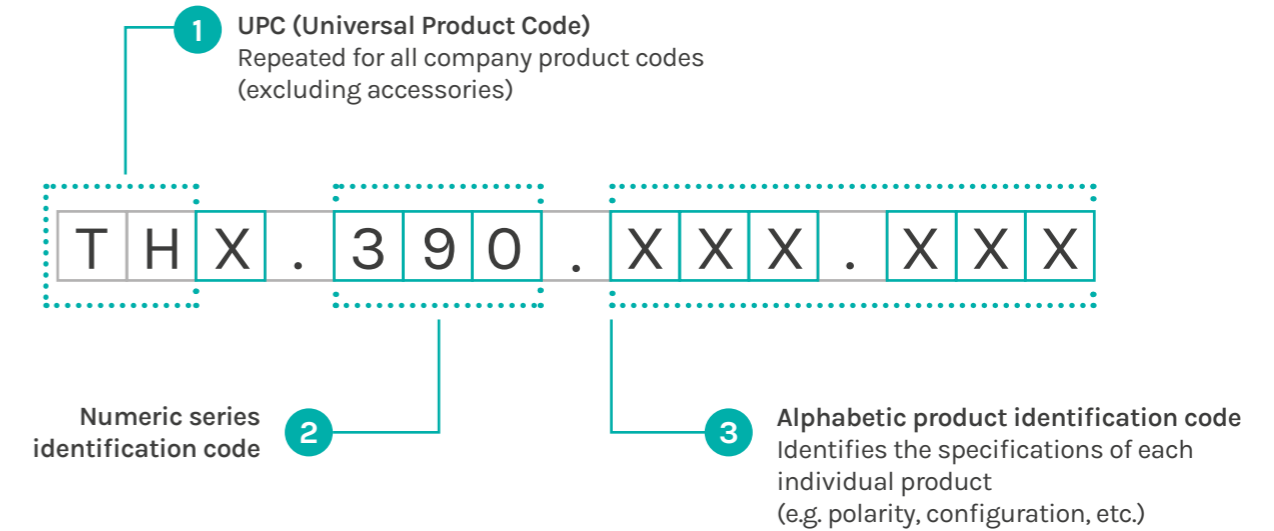
INDUSTRIAL CODE	EAN CODE	QUANTITY	KIT CODE	EAN CODE	QUANTITY
THA.450.A0A	8057457091855	500	THR.450.S0A	8057457090506	5
THA.450.A0E	8057457091862	500	THR.450.S0E	8057457090513	5
THA.450.A1A	8057457091879	500	THR.450.S1A	8057457090520	5
THA.450.A1E	8057457091886	500	THR.450.S1E	8057457090537	5
THA.450.B0A	8057457091893	500	THR.450.S0A	8057457090506	5
THA.450.B1A	8057457091916	500	THR.450.S1A	8057457090520	5
THA.450.B0E	8057457091909	500			
THA.450.B1E	8057457091923	500	THR.450.S1E	8057457090537	5
THA.451.B0A	8057457091992	500	THR.451.S2A	8057457090582	5
THA.451.B0E	8057457092005	500	THR.451.S2E	8057457090599	5
THA.451.B1A	8057457091916	500	THR.451.S1A	8057457090520	5
THA.451.B1E	8057457091923	500	THR.451.S1E	8057457090575	5
THA.451.B2A	8057457092036	500	THR.451.S5A	8057457090629	5
THA.451.B2E	8057457092043	500	THR.451.S5E	8057457090636	5
THA.451.C0A	8057457092050	500	THR.451.S0A	8057457090544	5
THA.451.C0E	8057457092067	500	THR.451.S0E	8057457090551	5
THA.451.C1A	8057457092074	500	THR.451.S3A	8057457090605	5
THA.451.C1E	8057457092081	500	THR.451.S3E	8057457090612	5
THA.451.C2A	8057457092098	500	THR.451.S7A	8057457090643	5
THA.451.C2E	8057457092104	500	THR.451.S7E	8057457090650	5
THA.452.B0A	8057457092135	500	THR.452.S4A	8057457090704	5
THA.452.B0E	8057457092142	500	THR.452.S4E	8057457090711	5
THA.452.B1A	8057457092159	500	THR.452.S2A	8057457090681	5
THA.452.B1E	8057457092166	500	THR.452.S2E	8057457090698	5
THA.452.C1A	8057457092173	500	THR.452.S0A	8057457090667	5
THA.452.C1E	8057457092180	500	THR.452.S0E	8057457090674	5

### Terminal blocks

INDUSTRIAL CODE	EAN CODE	QUANTITY	KIT CODE	EAN CODE	QUANTITY
THB.021.A1A	8057457092197	400	THR.021.S3A	8057457090179	5
THB.021.A3A	8057457092203	400			
THB.021.B1A	8057457092210	400	THR.021.S5A	8057457090186	5
THB.021.B3A	8057457092227	400			
THB.021.C1A	8057457092234	400			
THB.021.C3A	8057457092241	400			
THB.026.A1A	8057457092258	400	THR.026.A5A	8057457090193	5
THB.026.A2A	8057457092265	400			
THB.026.B1A	8057457092272	400	THR.026.A3A	8057457090209	5
THB.026.B2A	8057457092289	400			
THB.026.C1A	8057457092296	400			
THB.026.C2A	8057457092302	400			
THB.029.A1A	8057457092319	400	THR.029.S3A	8057457090223	1
THB.029.A2A	8057457096874	400	THR.029.S3A	8057457090223	1
THB.032.A4B	8057457092326	400	THB.032.A4B.R	8057457095952	1
THB.033.A4A	8057457092333	400	THB.033.A4A.R	8057457095969	5
THB.033.A4C	8057457092340	400			
THC.027.A1A	8057457095785	400	THR.027.A3A	8057457090216	1
THP.112.A2A	8057457096928	400			
THP.112.A3A	8057457096935	400	THR.112.A3A	8057457090254	1

## Guide to interpreting product codes

Easily understand the key information for a quick and informed decision



### How to determine if a code represents a product packaged in a kit:

- THR.xxx.xxx
- THB.xxx.xxx.R

### How to identify a product belonging to the IoTH® platform:

- IoTH.xxx.xxx

### How to determine if a code represents a product with xDRY® technology (anti-condensation barrier):

- THB.xxx.Rxx
- THB.Dxxx.xxx
- THB.xxx.xxx.XD


### How to determine the type of contact from the product code:

- Spring  
THS.xxx.xxx
- Piercing  
THP.xxx.xxx
- Screw  
THB.xxx.xxx
- Faston  
THF.xxx.xxx

### How to identify if a product is pre-wired from the code:

- THC.xxx.xxx.xxx

CLICK HERE 



JOIN US **techno.it**

Discover our services  
and connecting solutions.



**Techno s.r.l.**

Via Bancora e Rimoldi, 27  
22070 Guanzate (CO), Italy  
Tel. +39 031 976445  
customerservice@techno.it  
[www.techno.it](http://www.techno.it)  
[www.ioth.it](http://www.ioth.it)



Management System  
ISO 9001:2015  
ISO 14001:2015  
ISO 45001:2018  
[www.tuv.com](http://www.tuv.com)  
ID 9105941951



Any improvements to the product and changes to the technical data indicated in this document may be made without notice. Contact the Customer Service or visit [www.techno.it](http://www.techno.it) for the latest updates.

