

MOMENTARY ACTION, FULLY ILLUMINATED, VANDAL RESISTANT CASE AND BUTTON WITH LEGEND



The LP3-V is an illuminated, vandal-resistant, momentary action switch designed to provide attractive, lighted position indication for applications in harsh environments, where security and reliability are paramount. The series features both aluminum and stainless steel cases watertight to IP68S.

The LP3-V series offers positive tactile feedback and a variety of LED colors available in both flat and domed actuator bezel shapes. Illumination options include ring lit, full illumination and full illumination with legends. Standard offerings include 69 legends per SAE in silver or black. Custom legends, lettering and logos are also available.

This high reliability switch offers the durability and ruggedness our customers have come to expect with the added benefit of illumination. The LP3-V is ideal for marine, off-highway and industrial control applications that require an illuminated switch.

Features:

- Security (aluminum) or vandal resistant (stainless steel) case & button
- Ring or full illumination
- Watertight to IP68S option
- Drop in replacement to the P8-V series of pushbuttons
- RoHS compliant

Standard Characteristics/Ratings:

ELECTRICAL RATINGS:

Load	Sea Level @ 28VDC or 115VAC, 60/400Hz
Resistive	5A
Inductive	3A
Lamp	1A
Motor	3A
DWV	1000Vrms through switch contacts only
Logic Level	10mA @ 5VDC
Electrical Life:	25,000 cycles, Logic Level 250,000 cycles
Lighting: See LED Voltage Chart in Appendix for more details	
Mechanical Life:	250,000 cycles
Seal:	IP64 or IP68S
Operating Temp Range:	-55°C to +85°C
Operating Force:	2.5 +/- 0.5 lb. or 5.0 +/- 1.0 lb.
Total Travel:	0.080 inches max
Overtravel:	0.010 inches min

MATERIALS:

Case:	Stainless steel (316) or anodized aluminum alloy
Button:	Ring lit, clear thermoplastic Fully illuminated, translucent thermoplastic
Center Cap:	Stainless steel (316) or anodized aluminum alloy
Terminals:	Standard and logic level options available
Mounting Hardware:	Hex or knurl nut, lockwasher and panel gasket when applicable

LP3-V PART NUMBER CODE

Type	Case Style*	Circuit Rating	LED Light Source Type w/ Rev. Pol Protection**	Seal Level	Operating Force	Case/Center Cap Color	Button Profile	Legend Color	Legend
A. Aluminum	1. 5/8-24 & Hex Nut	1. SPST N.O./Std.	A. 2V Red	L. 24V Green***	2. Dusttight	2. 2.5 lbs. (± 0.5 lbs.)	1. High Profile Flat Button	1. Silver	SAE Legend, Two Digit Code: please refer to Appendix
V. Stainless	3. 5/8-24 W/D-Flat & Hex Nut	2. SPST N.C./Std.	B. 2V Green***	M. 24V Amber	3. Watertight	5. 5.0 lbs. (± 1.0 lbs.)	2. High Profile Curved Button	2. Black ^①	
	5. 3/4-20 & Hex Nut	3. SPDT 2 Circuit/Std.	C. 2V Amber	N. 2V Blue			3. Low Profile Flat Button	3. Silver/Translucent (Fully Illuminated) ^②	
	7. 3/4-20 W/D-Flat & Hex Nut	4. SPST N.O./Logic Level	D. 6V Red	P. 6V Blue			4. Low Profile Curved Button	4. Black/Translucent (Fully Illuminated) ^{①②}	
		5. SPST N.C./Logic Level	E. 6V Green***	Q. 12V Blue			5. Flush Profile Flat Button		
		6. SPDT 2 Circuit/Logic Level	F. 6V Amber	R. 24V Blue					
			G. 12V Red	S. 2V Deep Green					
			H. 12V Green***	T. 6V Deep Green					
			J. 12V Amber	U. 12V Deep Green					
			K. 24V Red	V. 24V Deep Green					

STOP HERE
for lighted switches
without legends

CASE STYLE		
DIMENSION (BUTTON DIA.)	1 - 4	5 - 8
(THREAD)	5/8-24 UNEF-2A	3/4-20 UNEF-2A
FLAT	0.594	0.718

* Contact factory for Knurl Nut options.

** 2V LED's are intended for use with an external resistor. See LED voltage chart in appendix for details on the approximate value of the resistor. For additional LED lighting options, contact factory.

*** Light source not available with fully illuminated center cap

① Only available on LP3-A styles.

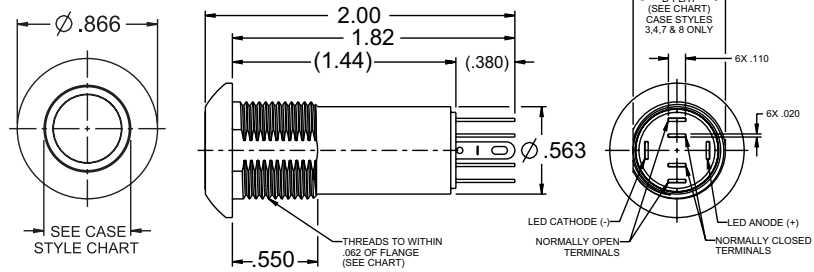
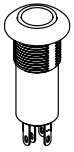
② Not offered in case styles 5, 6, 7, and 8.

ILLUMINATED VANDAL RESISTANT WITH LEGEND

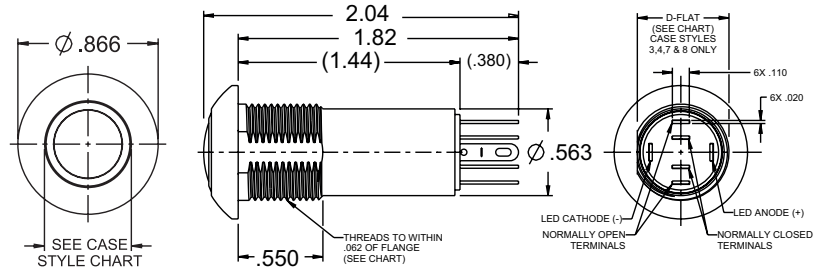
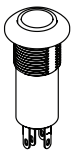
LP3-V
ILLUMINATED
VANDAL RESISTANT
PUSHBUTTONS

MOMENTARY ACTION RING ILLUMINATED, VANDAL RESISTANT CASE & BUTTON

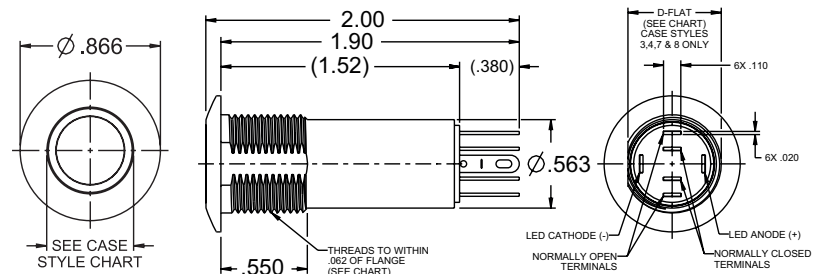
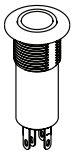
LP3-XXXXXXX1
High Profile Flat Button



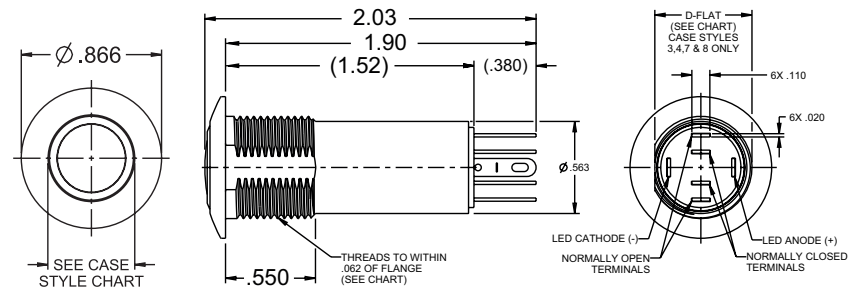
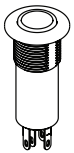
LP3-XXXXXXX2
High Profile Curved Button



LP3-XXXXXXX3
Low Profile Flat Button



LP3-XXXXXXX4
Low Profile Curved Button



LP3-XXXXXXX5
Flush Profile Flat Button

