

USLKG 5 - Protective conductor terminal block



0441504

<https://www.phoenixcontact.com/au/products/0441504>

Please be informed that the data shown in this PDF document is generated from our online catalog. Please find the complete data in the user documentation. Our general terms of use for downloads are valid.



Protective conductor terminal block, When aligning with a feed-through terminal block with the same shape, an end cover must be interposed with insulation voltages of > 690 V, number of connections: 2, connection method: Screw connection, Rated cross section: 4 mm², cross section: 0.2 mm² - 6 mm², mounting method: PE foot with mounting screw, M3, mounting type: NS 35/7,5, NS 35/15, NS 32, color: green-yellow

Commercial data

Item number	0441504
Packing unit	50 pc
Minimum order quantity	50 pc
Sales key	BE1221
Product key	BE1221
Catalog page	Page 463 (C-1-2019)
GTIN	4017918002190
Weight per piece (including packing)	20.666 g
Weight per piece (excluding packing)	20 g
Customs tariff number	85369010
Country of origin	CN

USLKG 5 - Protective conductor terminal block



0441504

<https://www.phoenixcontact.com/au/products/0441504>

Technical data

Notes

General	When aligning with a feed-through terminal block with the same shape, an end cover must be interposed with insulation voltages of > 690 V
---------	---

Product properties

Product type	Ground terminal block
Product family	USLKG
Number of connections	2
Number of rows	1

Insulation characteristics

Overvoltage category	III
Degree of pollution	3

Electrical properties

Rated surge voltage	8 kV
Maximum power dissipation for nominal condition	1.02 W

Connection data

Number of connections per level	2
Nominal cross section	4 mm ²
Screw thread	M3
Note	Please observe the current carrying capacity of the DIN rails.
Tightening torque	0.6 ... 0.8 Nm
Stripping length	8 mm
Internal cylindrical gage	A4
	B3
Connection in acc. with standard	IEC 60947-7-2
Conductor cross section rigid	0.2 mm ² ... 6 mm ²
Cross section AWG	24 ... 10 (converted acc. to IEC)
Conductor cross section flexible	0.25 mm ² ... 4 mm ²
Conductor cross section, flexible [AWG]	24 ... 12 (converted acc. to IEC)
Conductor cross-section flexible (ferrule without plastic sleeve)	0.25 mm ² ... 4 mm ²
Flexible conductor cross section (ferrule with plastic sleeve)	0.25 mm ² ... 2.5 mm ²
Nominal cross section	4 mm ²

Dimensions

Width	6.2 mm
Height	42.5 mm
Depth on NS 32	52 mm
Depth on NS 35/7,5	47 mm
Depth on NS 35/15	54.5 mm

USLKG 5 - Protective conductor terminal block



0441504

<https://www.phoenixcontact.com/au/products/0441504>

Material specifications

Color	green-yellow
Flammability rating according to UL 94	V0
Insulating material group	I
Insulating material	PA
Static insulating material application in cold	-60 °C
Relative insulation material temperature index (Elec., UL 746 B)	130 °C
Fire protection for rail vehicles (DIN EN 45545-2) R22	HL 1 - HL 3
Fire protection for rail vehicles (DIN EN 45545-2) R23	HL 1 - HL 3
Fire protection for rail vehicles (DIN EN 45545-2) R24	HL 1 - HL 3
Fire protection for rail vehicles (DIN EN 45545-2) R26	HL 1 - HL 3
Surface flammability NFPA 130 (ASTM E 162)	passed
Specific optical density of smoke NFPA 130 (ASTM E 662)	passed
Smoke gas toxicity NFPA 130 (SMP 800C)	passed

Mechanical properties

General

Terminal block mounting	0.6 Nm ... 0.8 Nm (PE foot with mounting screw, M3)
-------------------------	---

Mechanical data

Open side panel	No
-----------------	----

Environmental and real-life conditions

Ambient conditions

Ambient temperature (operation)	-60 °C ... 110 °C (Operating temperature range incl. self-heating; for max. short-term operating temperature, see RTI Elec.)
Ambient temperature (storage/transport)	-25 °C ... 60 °C (for a short time, not exceeding 24 h, -60 °C to +70 °C)
Ambient temperature (assembly)	-5 °C ... 70 °C
Ambient temperature (actuation)	-5 °C ... 70 °C
Permissible humidity (operation)	20 % ... 90 %
Permissible humidity (storage/transport)	30 % ... 70 %

Standards and regulations

Connection in acc. with standard	IEC 60947-7-2
----------------------------------	---------------

Mounting

Mounting type	NS 35/7,5
	NS 35/15
	NS 32
Terminal block mounting	0.6 Nm ... 0.8 Nm (PE foot with mounting screw, M3)

USLKG 5 - Protective conductor terminal block

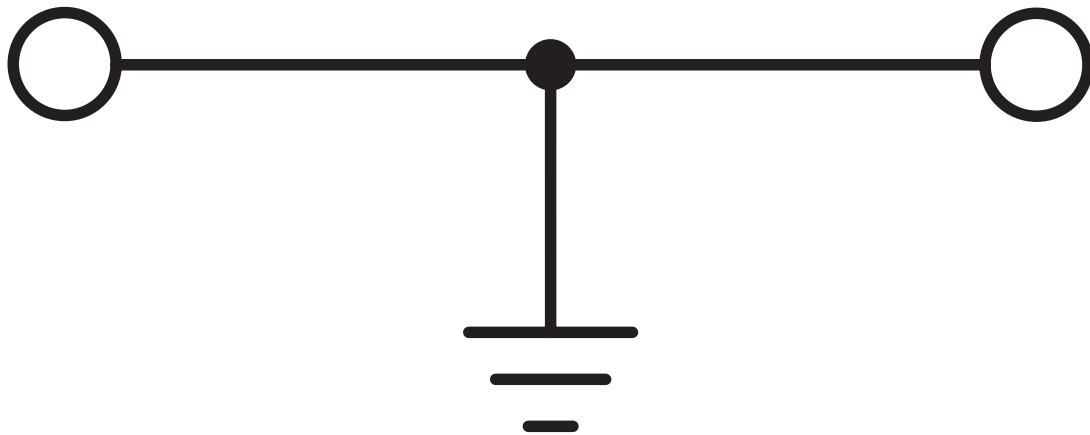


0441504

<https://www.phoenixcontact.com/au/products/0441504>

Drawings

Circuit diagram



USLKG 5 - Protective conductor terminal block





0441504

<https://www.phoenixcontact.com/au/products/0441504>


Approvals

To download certificates, visit the product detail page: <https://www.phoenixcontact.com/au/products/0441504>

 CSA Approval ID: 13631				
	Nominal voltage U_N	Nominal current I_N	Cross section AWG	Cross section mm^2
	-	-	26 - 10	-


 IECEE CB Scheme Approval ID: NL-39913				
	Nominal voltage U_N	Nominal current I_N	Cross section AWG	Cross section mm^2
	-	-	-	- 4


 cULus Recognized Approval ID: E60425				
	Nominal voltage U_N	Nominal current I_N	Cross section AWG	Cross section mm^2
Use group B				
	-	-	24 - 10	-
Use group C				
	-	-	24 - 10	-

 LR Approval ID: LR2041789TA-02				
--	--	--	--	--

 BV Approval ID: 07774/E0 BV				
---	--	--	--	--

DNV Approval ID: TAE00001CT				
---------------------------------------	--	--	--	--

 cUL Recognized Approval ID: E192998				
	Nominal voltage U_N	Nominal current I_N	Cross section AWG	Cross section mm^2
	-	-	26 - 10	-

 UL Recognized Approval ID: E192998				
	Nominal voltage U_N	Nominal current I_N	Cross section AWG	Cross section mm^2
	-	-	26 - 10	-

USLKG 5 - Protective conductor terminal block



0441504

<https://www.phoenixcontact.com/au/products/0441504>



UKCA-EX

Approval ID: DEKRA 21UKEX0308U



EAC Ex

Approval ID: KZ 7500525010101950

USLKG 5 - Protective conductor terminal block



0441504

<https://www.phoenixcontact.com/au/products/0441504>

Classifications

ECLASS

ECLASS-13.0	27250103
-------------	----------

ETIM

ETIM 9.0	EC000901
----------	----------

UNSPSC

UNSPSC 21.0	39121400
-------------	----------

USLKG 5 - Protective conductor terminal block



0441504

<https://www.phoenixcontact.com/au/products/0441504>

Environmental product compliance

EU RoHS

Fulfills EU RoHS substance requirements	Yes
Exemption	6(c)

China RoHS

Environment friendly use period (EFUP)	EFUP-50
	An article-related China RoHS declaration table can be found in the download area for the respective article under "Manufacturer declaration". For all articles with EFUP-E, no China RoHS declaration table issued and required.

EU REACH SVHC

REACH candidate substance (CAS No.)	Lead(CAS: 7439-92-1)
SCIP	8f91c2f5-10ea-4430-b66f-031c116f693f

Phoenix Contact 2025 © - all rights reserved

<https://www.phoenixcontact.com>

PHOENIX CONTACT PTY Ltd

Unit 7, 2-8 South Street

Rydalmere NSW 2116

1300 786 411

customerservice@phoenixcontact.com.au