

# ESSENTIAL-PS/3AC/24DC/960W/EE - Power supply



1018294

<https://www.phoenixcontact.com/au/products/1018294>

Please be informed that the data shown in this PDF document is generated from our online catalog. Please find the complete data in the user documentation. Our general terms of use for downloads are valid.



Primary-switched ESSENTIAL edition power supply for DIN rail mounting, input: 3-phase, output: 24 V DC / 960 W

## Your advantages

- Worldwide use thanks to the wide range input and international approval package
- Fast installation, thanks to easy DIN rail mounting
- Greater availability, thanks to fanless convection cooling

## Commercial data

Item number	1018294
Packing unit	1 pc
Minimum order quantity	1 pc
Sales key	CMB333
Product key	CMB333
GTIN	4055626501796
Weight per piece (including packing)	3,468 g
Weight per piece (excluding packing)	3,450 g
Customs tariff number	85044095
Country of origin	CN

## Technical data

### Input data

#### AC operation

Nominal input voltage range	3x 400 V AC ... 500 V AC
Input voltage range	3x 320 V AC ... 575 V AC
Input voltage range AC	3x 320 V AC ... 575 V AC
Voltage type of supply voltage	AC
Inrush current	< 20 A
Inrush current integral ( $I^2t$ )	1.3 A <sup>2</sup> s
AC frequency range	45 Hz ... 65 Hz
Mains buffering time	> 16 ms (3x 400 V AC)
Current consumption	3x 2 A (400 V AC) 3x 1.6 A (480 V AC)
Nominal power consumption	1149.27 VA
Protective circuit	Transient surge protection; Varistor
Typical response time	< 1 s
Recommended breaker for input protection	10 A ... 16 A (UL: 20 A)
Discharge current to PE	< 3.5 mA

### Output data

Efficiency	91.5 % (at 400 V AC and nominal values)
Output characteristic	U/I
Nominal output voltage	24 V DC $\pm$ 1 %
Setting range of the output voltage ( $U_{Set}$ )	22.5 V DC ... 29.5 V DC (> 24 V DC, constant capacity restricted)
Nominal output current ( $I_N$ )	40 A ( $U_{OUT} = 24$ V DC)
Derating	55 °C ... 70 °C (2.5 %/K)
Feedback voltage resistance	35 V DC
Protection against overvoltage at the output (OVP)	< 35 V DC
Active current limitation	approx. 42 A
Residual ripple	< 20 mV <sub>PP</sub>
Short-circuit-proof	yes
Output power	960 W
Peak switching voltages nominal load	< 40 mV <sub>PP</sub>
Maximum no-load power dissipation	11 W
Power loss nominal load max.	87 W
Connection in parallel	yes, for redundancy and increased capacity

### Connection data

#### Input

Connection method	Screw connection
Conductor cross section, rigid min.	0.2 mm <sup>2</sup>

# ESSENTIAL-PS/3AC/24DC/960W/EE - Power supply



1018294

<https://www.phoenixcontact.com/au/products/1018294>

Conductor cross section, rigid max.	6 mm <sup>2</sup>
Conductor cross section flexible min.	0.2 mm <sup>2</sup>
Conductor cross section flexible max.	4 mm <sup>2</sup>
Conductor cross section AWG min.	22
Conductor cross section AWG max.	10
Stripping length	8 mm
Tightening torque, min	0.5 Nm
Tightening torque max	0.6 Nm

## Output

Connection method	Screw connection
Conductor cross section, rigid min.	0.5 mm <sup>2</sup>
Conductor cross section, rigid max.	16 mm <sup>2</sup>
Conductor cross section flexible min.	0.5 mm <sup>2</sup>
Conductor cross section flexible max.	10 mm <sup>2</sup>
Conductor cross section AWG min.	8
Conductor cross section AWG max.	6
Stripping length	10 mm
Tightening torque, min	1.2 Nm
Tightening torque max	1.5 Nm

## Signaling

Types of signaling	LED
Operating voltage display	Green LED

## Signal output

Status display	"DC OK" LED green
Note on status display	U <sub>OUT</sub> > 21.5 V: LED lights up

## Electrical properties

Number of phases	3
Insulation voltage input/output	3 kV AC (type test)
	1.5 kV AC (routine test)
Insulation voltage output / PE	500 V DC

## Product properties

Product type	Power supply
Product family	ESSENTIAL POWER
MTBF (IEC 61709, SN 29500)	> 700000 h

## Insulation characteristics

Protection class	I (with PE connection)
Degree of pollution	2

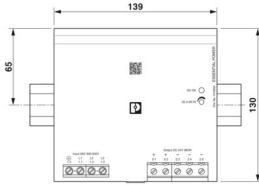
## Dimensions

# ESSENTIAL-PS/3AC/24DC/960W/EE - Power supply



1018294

<https://www.phoenixcontact.com/au/products/1018294>

Dimensional drawing	
Width	139 mm
Height	130 mm
Depth	190 mm

Installation dimensions	
Installation distance right/left	0 mm / 0 mm
Installation distance top/bottom	50 mm / 50 mm

## Mounting

Mounting type	DIN rail mounting
With protective coating	no

## Material specifications

Housing material	Metal
Housing material	Aluminum (AlMg3) / sheet steel, zinc-plated
Type of housing	Steel sheet, zinc-plated
Side element version	Aluminum

## Environmental and real-life conditions

Ambient conditions	
Degree of protection	IP20
Ambient temperature (operation)	-25 °C ... 70 °C (> 55 °C Derating: 2.5 %/K)
Ambient temperature (storage/transport)	-40 °C ... 85 °C
Climatic class	3K3 (in acc. with EN 60721)
Max. permissible relative humidity (operation)	≤ 95 % (at 25 °C, non-condensing)
Shock	15g
Vibration (operation)	< 15 Hz, amplitude ±2.5 mm (according to IEC 60068-2-6) 15 Hz ... 150 Hz, 2.3g, 90 min.

## Standards and regulations

Standard - Electrical safety	EN 60950-1
Standard – Safety extra-low voltage	EN 60950-1 (SELV)
Approval - requirement of the semiconductor industry with regard to mains voltage dips	SEMI F47 - 0706 (200 V AC)

## Approvals

CSA	CSA-C22.2 Nr. 107.1-01 CSA-C22.2 Nr. 60950-01
UL approvals	UL/C-UL listed UL 508

1018294

<https://www.phoenixcontact.com/au/products/1018294>

## Conformity/Approvals

SIL in accordance with IEC 61508	0
Performance level according to ISO 13849	without

## EMC data

Electromagnetic compatibility	Conformance with EMC Directive 2014/30/EU
Low Voltage Directive	Conformance with Low Voltage Directive 2014/35/EC
EMC requirements for noise emission	EN 61000-6-3
	EN 61000-6-4
EMC requirements for noise immunity	EN 61000-6-1
	EN 61000-6-2

## Noise emission

Standards/regulations	EN 55011 (EN 55022) Class B
-----------------------	-----------------------------

## Electrostatic discharge

Standards/regulations	EN 61000-4-2
-----------------------	--------------

## Electrostatic discharge

Contact discharge	6 kV
Discharge in air	8 kV (Test Level 3)
Comments	Criterion B

## Electromagnetic HF field

Standards/regulations	EN 61000-4-3
-----------------------	--------------

## Electromagnetic HF field

Frequency range	80 MHz ... 1 GHz
Test field strength	10 V/m
Frequency range	1 GHz ... 2 GHz
Test field strength	10 V/m
Frequency range	2 GHz ... 3 GHz
Test field strength	10 V/m
Comments	Criterion A

## Fast transients (burst)

Standards/regulations	EN 61000-4-4
-----------------------	--------------

## Fast transients (burst)

Input	4 kV (Test Level 4 - asymmetrical)
Output	4 kV (Test Level 4 - asymmetrical)
Signal	2 kV (Test Level 3 - asymmetrical)
Comments	Criterion A

## Surge voltage load (surge)

Standards/regulations	EN 61000-4-5
-----------------------	--------------

## Surge voltage load (surge)

# ESSENTIAL-PS/3AC/24DC/960W/EE - Power supply



1018294

<https://www.phoenixcontact.com/au/products/1018294>

Input	2 kV (Test Level 3 - symmetrical)
	4 kV (Test Level 4 - asymmetrical)
Output	1 kV (Test Level 2 - symmetrical)
	2 kV (Test Level 3 - asymmetrical)
Comments	Criterion A

## Conducted interference

Standards/regulations	EN 61000-4-6
-----------------------	--------------

## Conducted interference

Frequency range	0.15 MHz ... 80 MHz
Comments	Criterion A
Voltage	Test Level 3

## Voltage dips

Standards/regulations	EN 61000-4-11
-----------------------	---------------

## Emitted interference

Standards/regulations	EN 61000-6-3
Radio interference voltage in acc. with EN 55011	EN 55011 (EN 55022) Class B, area of application: Industry and residential
Emitted radio interference in acc. with EN 55011	EN 55011 (EN 55022) Class B, area of application: Industry and residential

## Criteria

Criterion A	Normal operating behavior within the specified limits.
Criterion B	Temporary impairment to operational behavior that is corrected by the device itself.

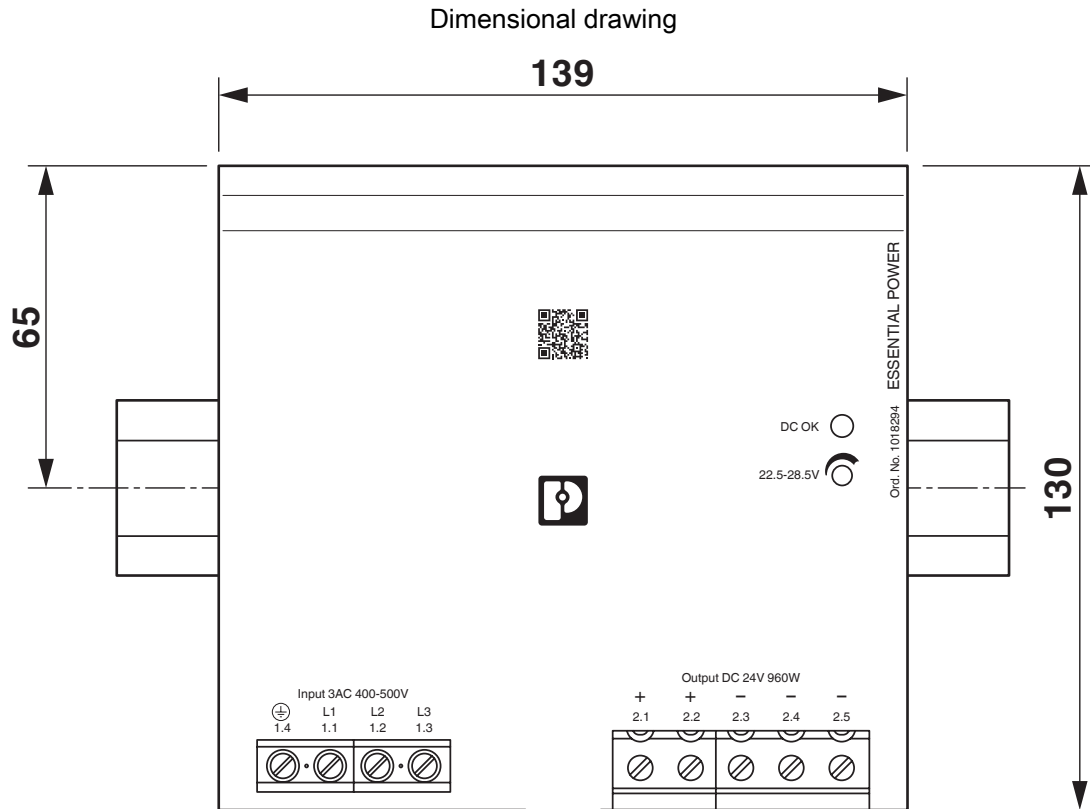
# ESSENTIAL-PS/3AC/24DC/960W/EE - Power supply



1018294

<https://www.phoenixcontact.com/au/products/1018294>

## Drawings



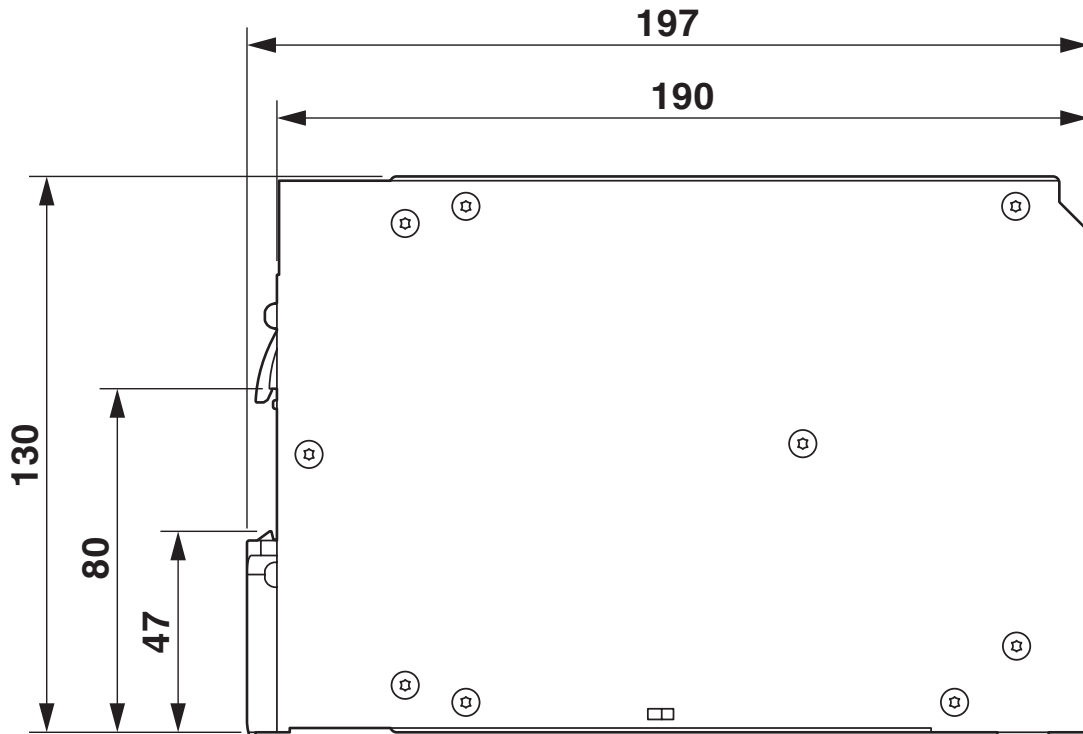
# ESSENTIAL-PS/3AC/24DC/960W/EE - Power supply



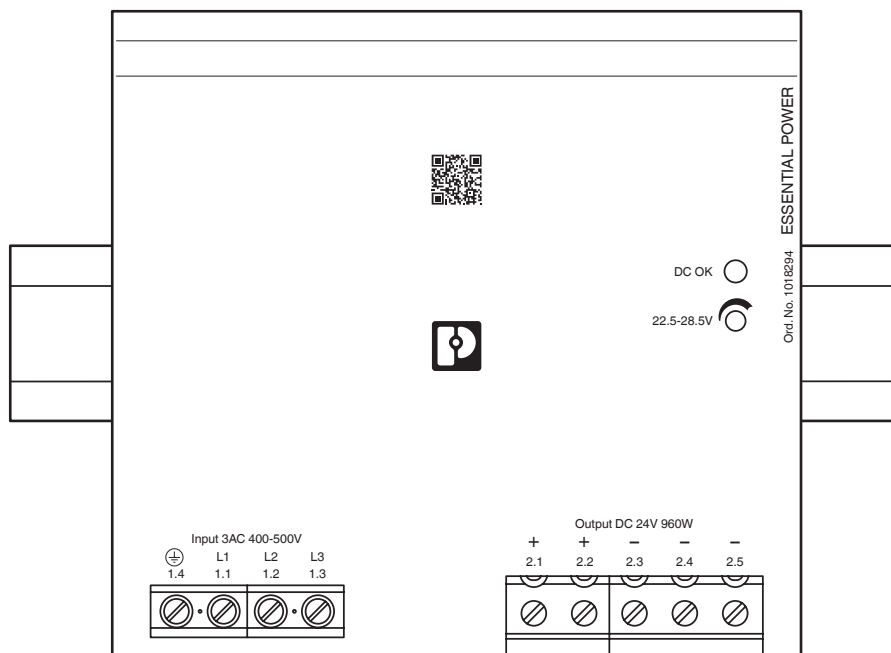
1018294

<https://www.phoenixcontact.com/au/products/1018294>

Dimensional drawing

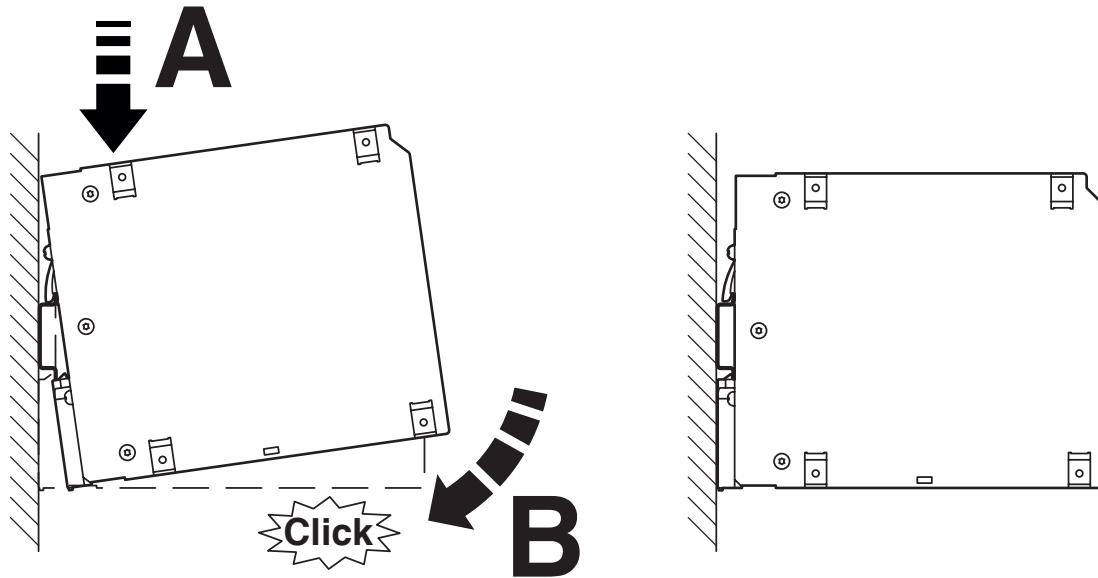


Schematic diagram

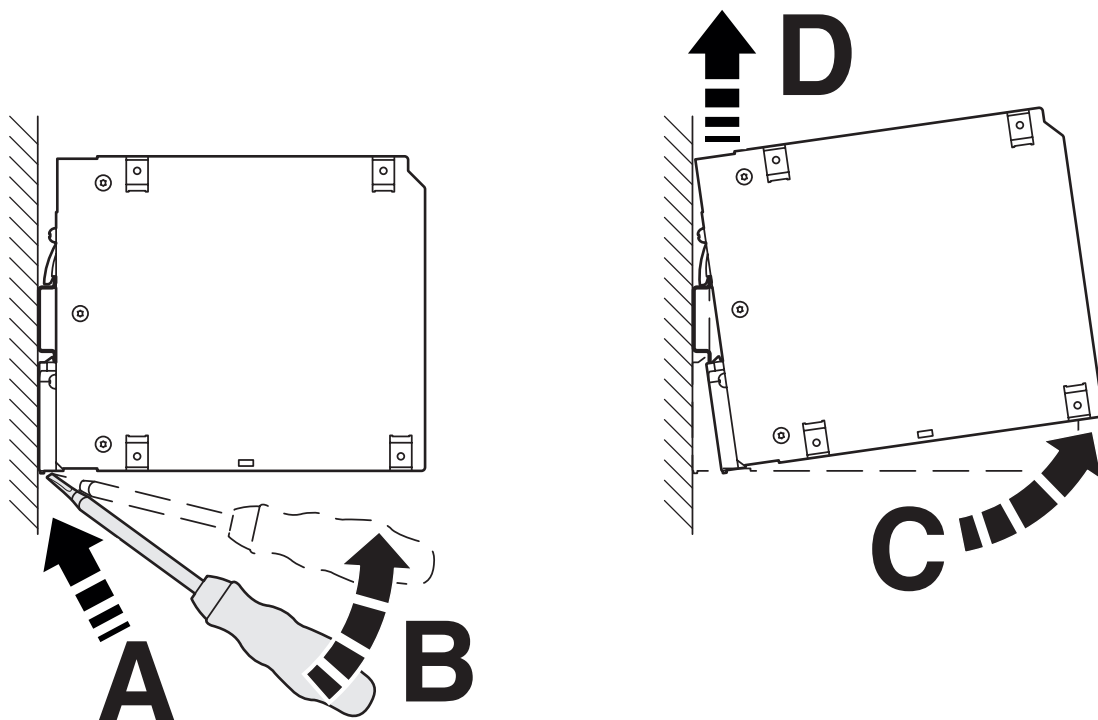




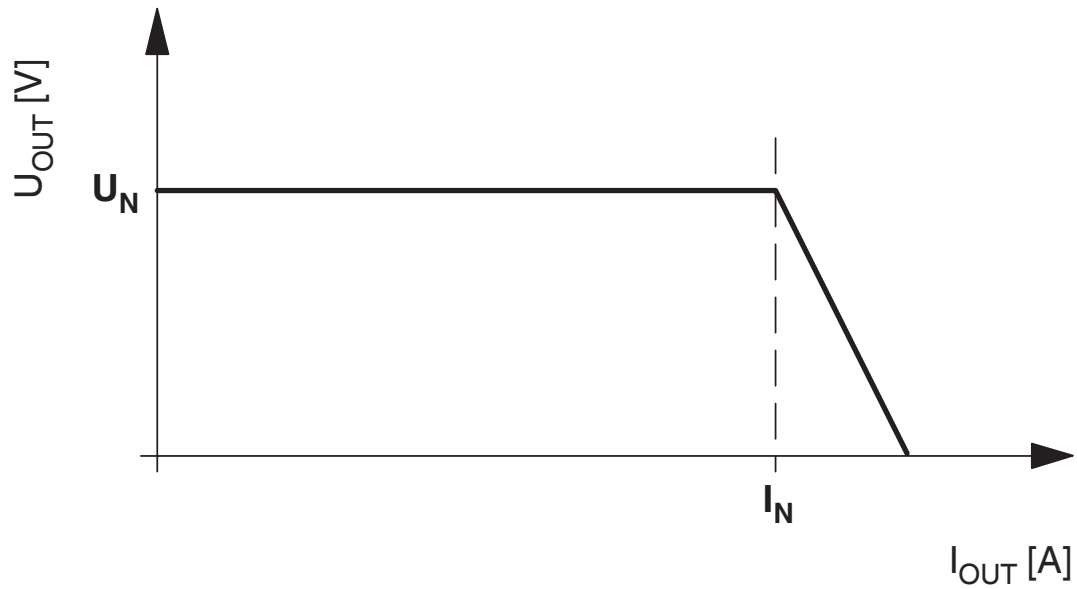
Schematic diagram



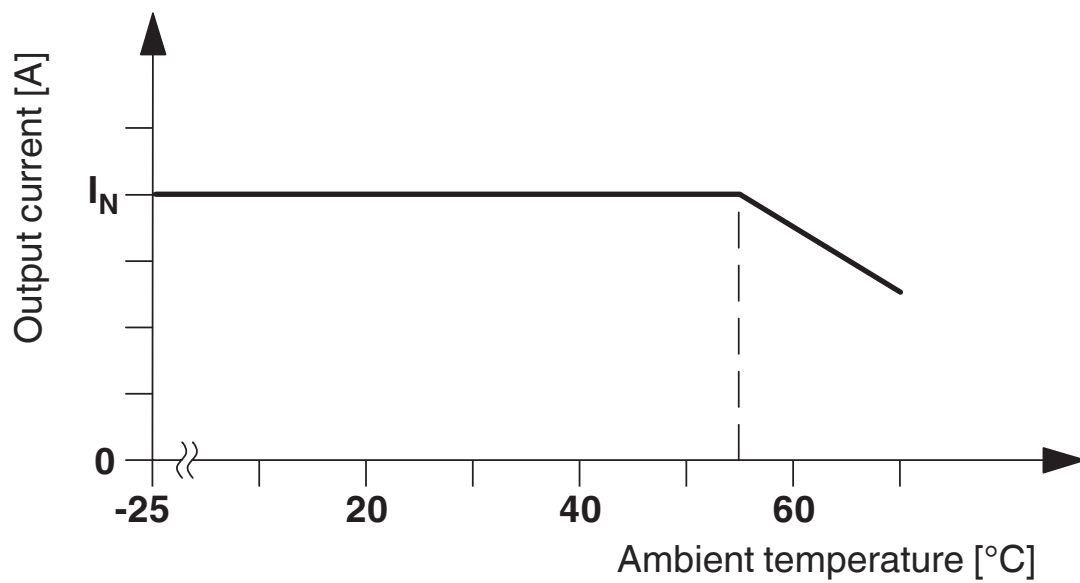
Schematic diagram



Diagram



Diagram



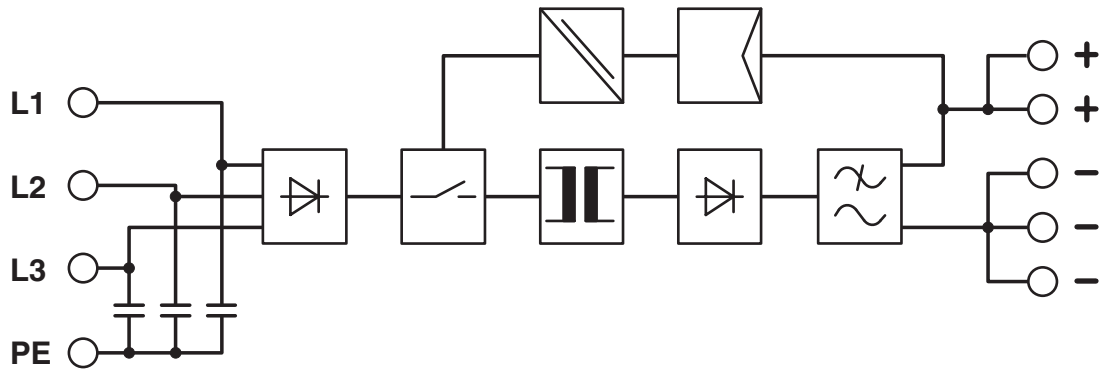
# ESSENTIAL-PS/3AC/24DC/960W/EE - Power supply



1018294

<https://www.phoenixcontact.com/au/products/1018294>

Block diagram



# ESSENTIAL-PS/3AC/24DC/960W/EE - Power supply



1018294

<https://www.phoenixcontact.com/au/products/1018294>

## Classifications

### ECLASS

ECLASS-13.0

27040701

### ETIM

ETIM 9.0

EC002540

### UNSPSC

UNSPSC 21.0

39121000

1018294

<https://www.phoenixcontact.com/au/products/1018294>

## Environmental product compliance

### EU RoHS

Fulfills EU RoHS substance requirements	Yes
Exemption	6(c), 7(a), 7(c)-I

### China RoHS

Environment friendly use period (EFUP)	EFUP-25
	An article-related China RoHS declaration table can be found in the download area for the respective article under "Manufacturer declaration". For all articles with EFUP-E, no China RoHS declaration table issued and required.

### EU REACH SVHC

REACH candidate substance (CAS No.)	Lead(CAS: 7439-92-1)
-------------------------------------	----------------------

Phoenix Contact 2025 © - all rights reserved  
<https://www.phoenixcontact.com>

PHOENIX CONTACT PTY Ltd  
Unit 7, 2-8 South Street  
Rydalmere NSW 2116  
1300 786 411  
[customerservice@phoenixcontact.com.au](mailto:customerservice@phoenixcontact.com.au)