

# IL CO BK-PAC - Bus coupler



2702230

<https://www.phoenixcontact.com/au/products/2702230>

Please be informed that the data shown in this PDF document is generated from our online catalog. Please find the complete data in the user documentation. Our general terms of use for downloads are valid.



Inline, Bus coupler, CANopen®, MINI COMBICON, transmission speed in the local bus: 500 kbps / 2 Mbps, degree of protection: IP20, including network connector, Inline connector, and marking field

## Product description

The bus coupler is intended for use within a CANopen® network. It is the link to the Inline I/O system. Up to 63 Inline devices can be connected to the bus coupler. A corresponding EDS file is available for integrating the Inline station into the programming system. This file can be downloaded via the product at [www.phoenixcontact.com/products](http://www.phoenixcontact.com/products).

## Your advantages

- Automatic detection of the baud rate in the CANopen® network
- Programmable modes for behavior in the event of an error
- Emergency messages
- Integrated termination resistor can be switched on or off via DIP switch
- Supports two SDO servers simultaneously
- Trigger modes: event, timer, remote request
- Node and life guarding
- Heartbeat
- Connection to CANopen® with 5-pos. MINI COMBICON connector

## Commercial data

Item number	2702230
Packing unit	1 pc
Minimum order quantity	1 pc
Sales key	DRI113
Product key	DRI113
Catalog page	Page 106 (C-6-2019)
GTIN	4055626134949
Weight per piece (including packing)	177 g
Weight per piece (excluding packing)	168.5 g
Customs tariff number	85176200
Country of origin	DE

## Technical data

### Dimensions

Dimensional drawing		
Width	40 mm	
Height	119.4 mm	
Depth	71.5 mm	
Note on dimensions	Housing dimensions	

### Notes

#### Note on application

Note on application	Only for industrial use
---------------------	-------------------------

### Interfaces

#### CANopen®

Number of interfaces	1 (Connected to functional ground with a capacitor)
Connection method	MINI COMBICON
Number of positions	5
Transmission speed	1 Mbps, 800 kbps, 500 kbps, 250 kbps, 125 kbps, 50 kbps, 20 kbps, 10 kbps (Can be set via DIP switch or automatic detection)

#### Inline local bus

Number of interfaces	1
Connection method	Inline data jumper
Transmission speed	500 kbps / 2 Mbps (automatic detection, no combined system)

### System properties

#### System limits

Number of supported devices	max. 63 (per station)
Number of local bus devices that can be connected	max. 63
Number of devices with parameter channel	max. 16
Number of supported branch terminals with remote bus branch	0

#### Module

ID code (hex)	none
---------------	------

### Product properties

Product type	I/O component
--------------	---------------

Product family	Inline
Type	modular
Scope of supply	including network connector, Inline connector, and marking field
Diagnostics messages	CRC error Message about the emergency object
	I/O error Message about the emergency object
	Power error Message about the emergency object
	Module change errors Message about the emergency object
	Inactive local bus Message about the emergency object
	Inline connection error Message about the emergency object
	Faulty Inline cycles Message about the emergency object

## Electrical properties

Maximum power dissipation for nominal condition	3.6 W
---	-------

Potentials: Bus coupler supply  $U_{BK}$ ; Communications power  $U_L$  (7.5 V) and the analog supply  $U_{ANA}$  (24 V) are generated from the bus coupler supply.

Supply voltage	24 V DC (via Inline connector)
Supply voltage range	19.2 V DC ... 30 V DC (including all tolerances, including ripple)
Current draw	max. 0.9 A (with max. number of connected I/O terminal blocks)
	typ. 51 mA (no local bus devices connected)

Potentials: Communications power ( $U_L$ )

Supply voltage	7.5 V DC
----------------	----------

Potentials: Supply of analog modules ( $U_{ANA}$ )

Supply voltage	24 V DC
Supply voltage range	19.2 V DC ... 30 V DC (including all tolerances, including ripple)

Potentials: Main circuit supply ( $U_M$ )

Supply voltage	24 V DC (via Inline connector)
Supply voltage range	19.2 V DC ... 30 V DC (including all tolerances, including ripple)

Potentials: Segment circuit supply ( $U_S$ )

Supply voltage	24 V DC (via Inline connector)
Supply voltage range	19.2 V DC ... 30 V DC (including all tolerances, including ripple)

## Connection data

Connection technology

Connection name	Inline connector
-----------------	------------------

Conductor connection

Connection method	Spring-cage connection
Conductor cross section rigid	0.08 mm <sup>2</sup> ... 1.5 mm <sup>2</sup>
Conductor cross section flexible	0.08 mm <sup>2</sup> ... 1.5 mm <sup>2</sup>
Conductor cross section AWG	28 ... 16
Stripping length	8 mm

# IL CO BK-PAC - Bus coupler

2702230

<https://www.phoenixcontact.com/au/products/2702230>



## Inline connector

Connection method	Spring-cage connection
Conductor cross section, rigid	0.08 mm <sup>2</sup> ... 1.5 mm <sup>2</sup>
Conductor cross section, flexible	0.08 mm <sup>2</sup> ... 1.5 mm <sup>2</sup>
Conductor cross section AWG	28 ... 16
Stripping length	8 mm

## Environmental and real-life conditions

### Ambient conditions

Ambient temperature (operation)	-25 °C ... 55 °C
Degree of protection	IP20
Air pressure (operation)	70 kPa ... 106 kPa (up to 3000 m above sea level)
Air pressure (storage/transport)	70 kPa ... 106 kPa (up to 3000 m above sea level)
Ambient temperature (storage/transport)	-40 °C ... 85 °C
Permissible humidity (operation)	10 % ... 95 % (non-condensing)
Permissible humidity (storage/transport)	10 % ... 95 % (non-condensing)

## Standards and regulations

Protection class	III (IEC 61140, EN 61140, VDE 0140-1)
------------------	---------------------------------------

## Mounting

Mounting type	DIN rail mounting
---------------	-------------------

# IL CO BK-PAC - Bus coupler

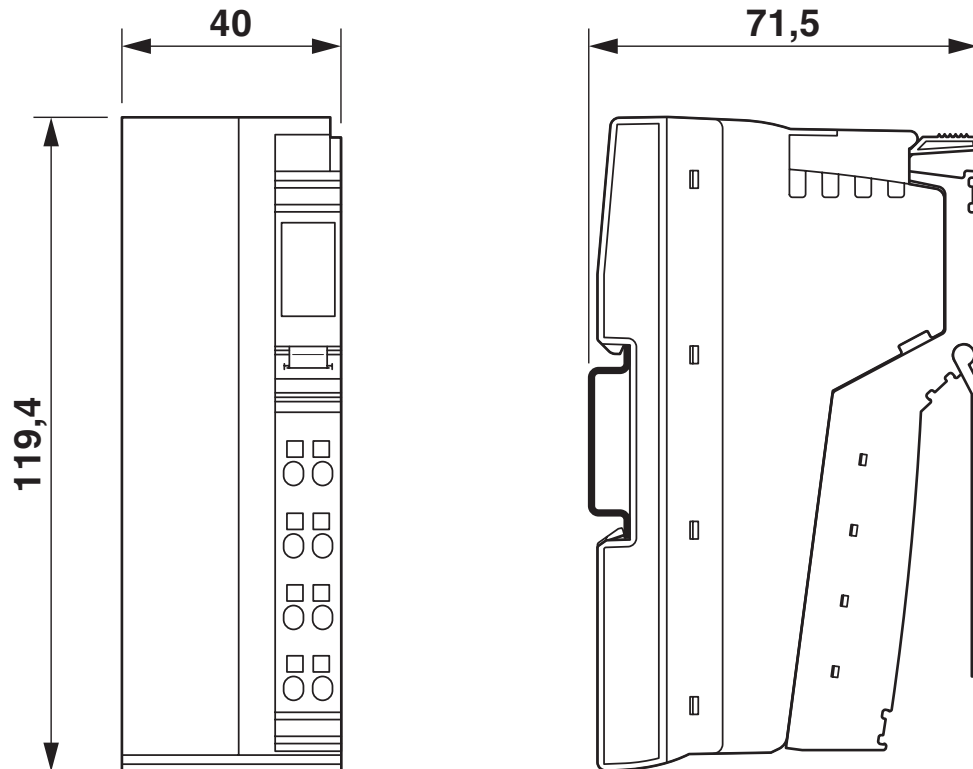
2702230

<https://www.phoenixcontact.com/au/products/2702230>

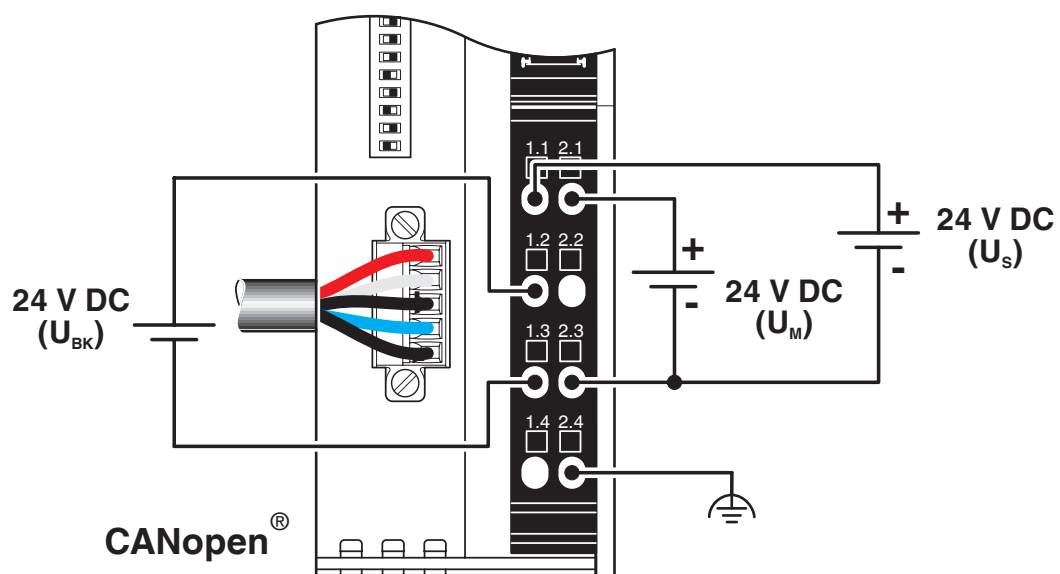


## Drawings

Dimensional drawing



Connection diagram



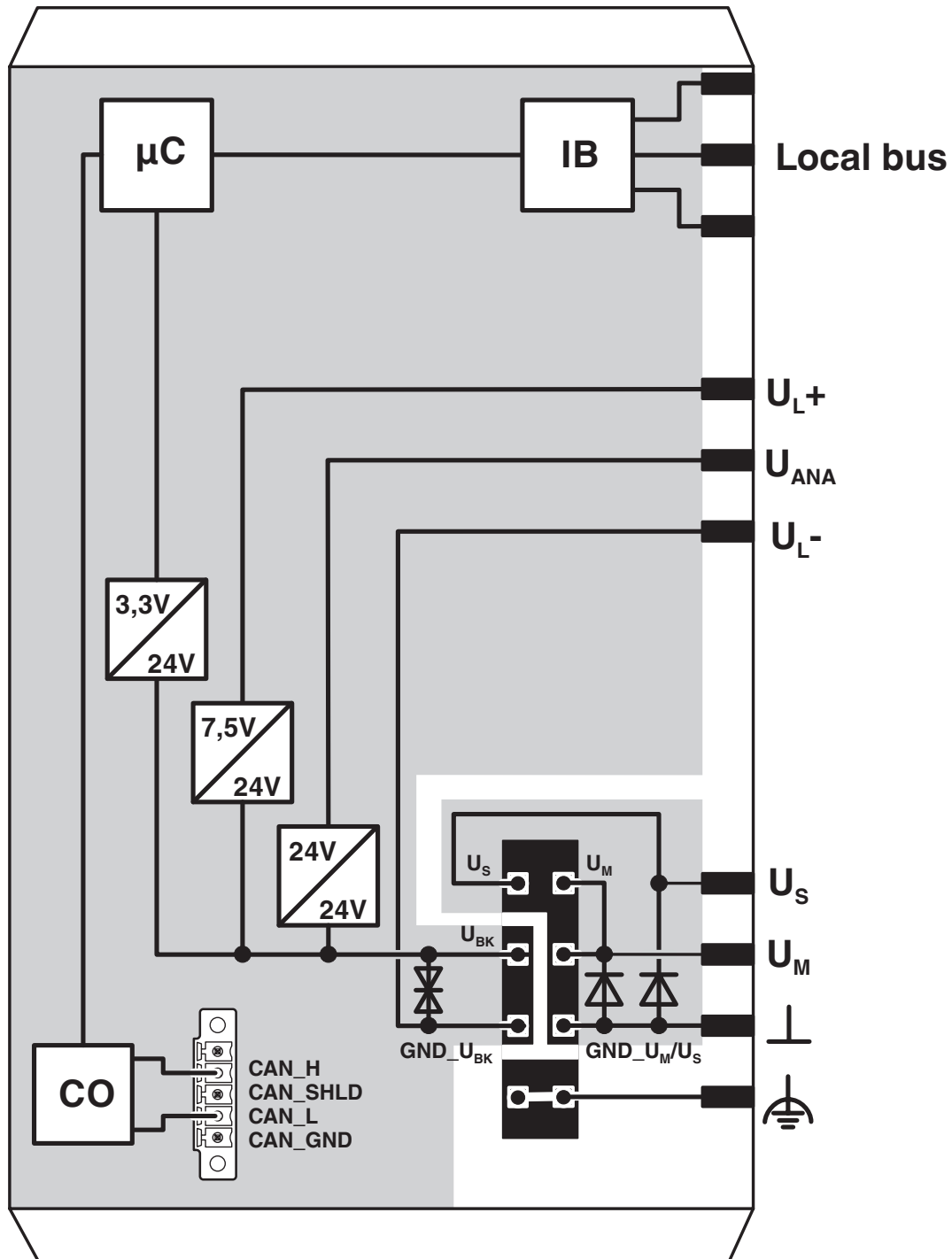
# IL CO BK-PAC - Bus coupler

2702230

<https://www.phoenixcontact.com/au/products/2702230>



Block diagram



# IL CO BK-PAC - Bus coupler

2702230

<https://www.phoenixcontact.com/au/products/2702230>



## Approvals

🔗 To download certificates, visit the product detail page: <https://www.phoenixcontact.com/au/products/2702230>



**cULus Listed**

Approval ID: E238705

# IL CO BK-PAC - Bus coupler



2702230

<https://www.phoenixcontact.com/au/products/2702230>

## Classifications

### ECLASS

ECLASS-13.0	27242608
-------------	----------

### ETIM

ETIM 9.0	EC001604
----------	----------

### UNSPSC

UNSPSC 21.0	32151600
-------------	----------



## Environmental product compliance

### EU RoHS

Fulfills EU RoHS substance requirements	Yes
Exemption	7(a), 7(c)-I

### China RoHS

Environment friendly use period (EFUP)	EFUP-50
	An article-related China RoHS declaration table can be found in the download area for the respective article under "Manufacturer declaration". For all articles with EFUP-E, no China RoHS declaration table issued and required.

### EU REACH SVHC

REACH candidate substance (CAS No.)	Lead(CAS: 7439-92-1)
SCIP	353ac7e1-616f-44e5-aaa6-a996465c8c14