

UK 6,3-HESILED 24 - Fuse modular terminal block



3004265

<https://www.phoenixcontact.com/au/products/3004265>

Please be informed that the data shown in this PDF document is generated from our online catalog. Please find the complete data in the user documentation. Our general terms of use for downloads are valid.



Fuse modular terminal block, fuse type: Glass / ceramics / ..., fuse type: G / 6,3 x 32, nom. voltage: 24 V, nominal current: 10 A, number of positions: 1, connection method: Screw connection, Rated cross section: 1.5 mm², cross section: 0.5 mm²- 16 mm², mounting type: NS 35/7,5, NS 35/15, NS 32, color: black

Your advantages

- Versions with LED
- Large-surface marking
- Safety lever locked in end position

Commercial data

Item number	3004265
Packing unit	50 pc
Minimum order quantity	50 pc
Sales key	BE1234
Product key	BE1234
Catalog page	Page 493 (C-1-2019)
GTIN	4017918090753
Weight per piece (including packing)	35.2 g
Weight per piece (excluding packing)	33.2 g
Customs tariff number	85369095
Country of origin	TR

UK 6,3-HESILED 24 - Fuse modular terminal block



3004265

<https://www.phoenixcontact.com/au/products/3004265>

Technical data

Notes

Note regarding marking	For terminal marking, please use marking material with 10.2 mm pitch.
Note regarding marking	For lever marking, please use marking material with 8.2 mm pitch.

Product properties

Product type	Fuse terminal block
Number of positions	1
Number of connections	2
Number of rows	1
Potentials	1

Insulation characteristics

Overvoltage category	III
Degree of pollution	3

Electrical properties

Fuse type	Glass / ceramics / ...
Rated surge voltage	6 kV
Maximum power dissipation for nominal condition	2.43 W
Fuse	G / 6,3 x 32
Maximum power dissipation	max. 2.5 W (with single arrangement of the fuse terminal block in the event of overload) max. 1.6 W (With interconnected arrangement of several fuse terminal blocks in the event of overload) max. 4 W (with single arrangement of the fuse terminal block in the event of a short-circuit) max. 2.5 W (With interconnected arrangement of several fuse terminal blocks in the event of a short-circuit)

Connection data

Number of connections per level	2
Nominal cross section	16 mm ²

Level 1 above 1 below 1

Screw thread	M4
Tightening torque	1.2 ... 1.5 Nm
Stripping length	12 mm
Internal cylindrical gage	B6
Connection in acc. with standard	IEC 60947-7-3
Conductor cross section rigid	0.5 mm ² ... 16 mm ²
Cross section AWG	20 ... 6 (converted acc. to IEC)
Conductor cross section flexible	0.5 mm ² ... 16 mm ²

UK 6,3-HESILED 24 - Fuse modular terminal block



3004265

<https://www.phoenixcontact.com/au/products/3004265>

Conductor cross section, flexible [AWG]	20 ... 6 (converted acc. to IEC)
Conductor cross-section flexible (ferrule without plastic sleeve)	0.5 mm ² ... 10 mm ²
Flexible conductor cross section (ferrule with plastic sleeve)	0.5 mm ² ... 10 mm ²
Cross-section with insertion bridge, rigid	10 mm ²
Cross-section with insertion bridge, flexible	10 mm ²
2 conductors with same cross section, solid	0.5 mm ² ... 4 mm ²
2 conductors with same cross section, flexible	0.5 mm ² ... 4 mm ²
2 conductors with same cross section, flexible, with ferrule without plastic sleeve	0.5 mm ² ... 4 mm ²
2 conductors with the same cross section, flexible, with TWIN ferrule with plastic sleeve	0.5 mm ² ... 6 mm ²
Nominal current	10 A
Maximum load current	10 A
Nominal voltage	24 V
Nominal cross section	1.5 mm ²
Connection in acc. with standard	IEC 60947-7-3
Conductor cross section rigid	0.5 mm ² ... 16 mm ²
Cross section AWG	20 ... 6 (converted acc. to IEC)
Conductor cross section flexible	0.5 mm ² ... 16 mm ²
Conductor cross-section flexible (ferrule without plastic sleeve)	0.5 mm ² ... 10 mm ²
Flexible conductor cross section (ferrule with plastic sleeve)	0.5 mm ² ... 10 mm ²
Cross-section with insertion bridge, rigid	10 mm ²
Cross-section with insertion bridge, flexible	10 mm ²
2 conductors with same cross section, solid	0.5 mm ² ... 4 mm ²
2 conductors with same cross section, flexible	0.5 mm ² ... 4 mm ²
2 conductors with same cross section, flexible, with ferrule without plastic sleeve	0.5 mm ² ... 4 mm ²
2 conductors with the same cross section, flexible, with TWIN ferrule with plastic sleeve	0.5 mm ² ... 6 mm ²
Nominal current	10 A
Maximum load current	10 A
Nominal voltage	800 V (As a disconnect terminal block)
Nominal cross section	1.5 mm ²
	1.5 mm ²

Dimensions

Width	10.2 mm
Height	79 mm
Depth on NS 32	65.5 mm
Depth on NS 35/7,5	60.5 mm
Depth on NS 35/15	68 mm

Material specifications

Color	black (RAL 9005)
Flammability rating according to UL 94	V0

UK 6,3-HESILED 24 - Fuse modular terminal block



3004265

<https://www.phoenixcontact.com/au/products/3004265>

Insulating material group	I
Insulating material	PA
Static insulating material application in cold	-60 °C
Temperature index of insulation material (DIN EN 60216-1 (VDE 0304-21))	130 °C
Relative insulation material temperature index (Elec., UL 746 B)	130 °C
Fire protection for rail vehicles (DIN EN 45545-2) R22	HL 1 - HL 3
Fire protection for rail vehicles (DIN EN 45545-2) R23	HL 1 - HL 3
Fire protection for rail vehicles (DIN EN 45545-2) R24	HL 1 - HL 3
Fire protection for rail vehicles (DIN EN 45545-2) R26	HL 1 - HL 3
Calorimetric heat release NFPA 130 (ASTM E 1354)	27,5 MJ/kg
Surface flammability NFPA 130 (ASTM E 162)	passed
Specific optical density of smoke NFPA 130 (ASTM E 662)	passed
Smoke gas toxicity NFPA 130 (SMP 800C)	passed

Mechanical properties

Mechanical data

Open side panel	No
-----------------	----

Environmental and real-life conditions

Ambient conditions

Ambient temperature (operation)	-60 °C ... 110 °C (Operating temperature range incl. self-heating; for max. short-term operating temperature, see RTI Elec.)
Ambient temperature (storage/transport)	-25 °C ... 60 °C (for a short time, not exceeding 24 h, -60 °C to +70 °C)
Ambient temperature (assembly)	-5 °C ... 70 °C
Ambient temperature (actuation)	-5 °C ... 70 °C
Permissible humidity (operation)	20 % ... 90 %
Permissible humidity (storage/transport)	30 % ... 70 %

Standards and regulations

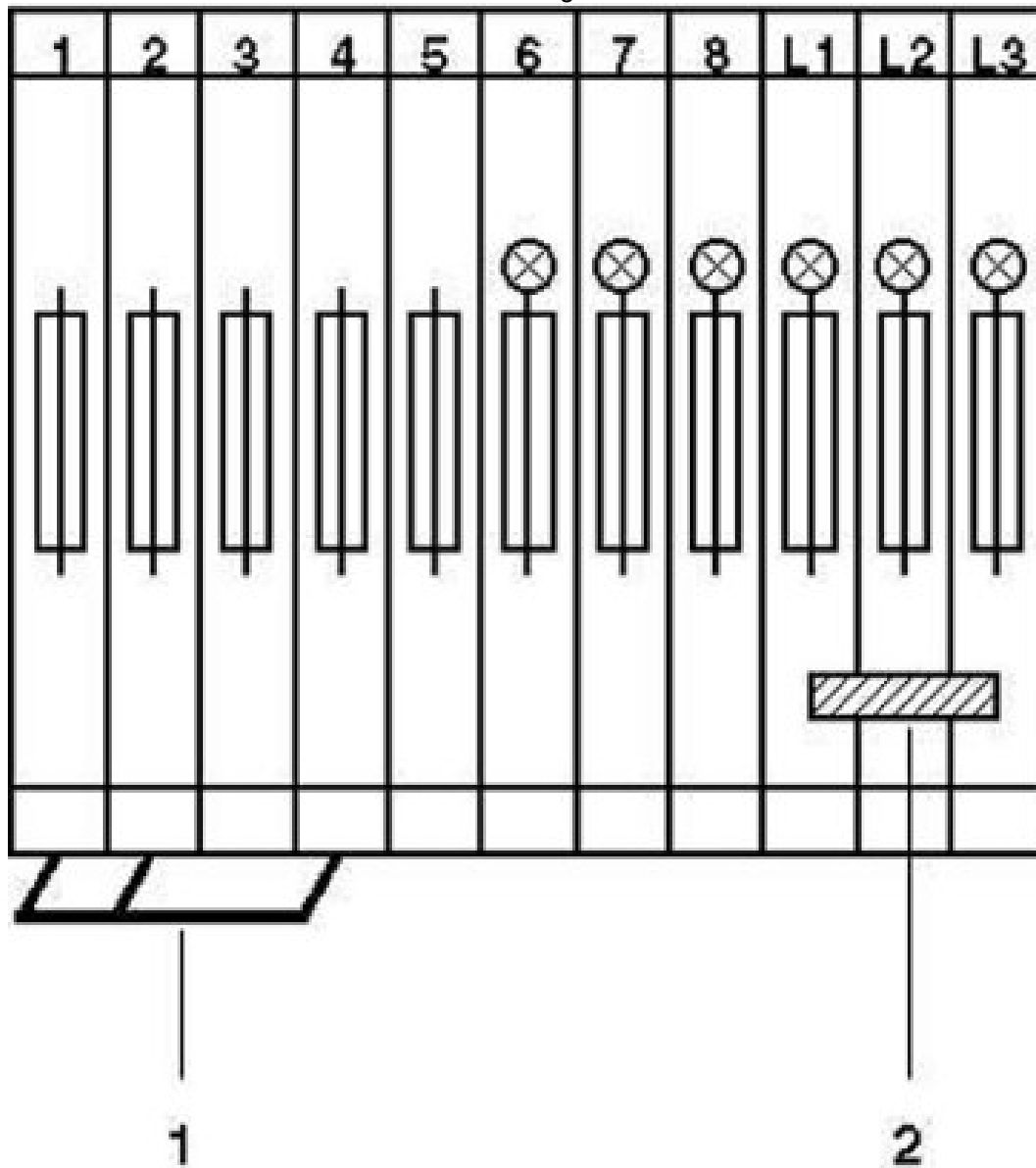
Connection in acc. with standard	IEC 60947-7-3
	IEC 60947-7-3

Mounting

Mounting type	NS 35/7,5
	NS 35/15
	NS 32

Drawings

Circuit diagram



UK 6,3-HESILED 24 - Fuse modular terminal block





3004265


<https://www.phoenixcontact.com/au/products/3004265>

Approvals

To download certificates, visit the product detail page: <https://www.phoenixcontact.com/au/products/3004265>

 CSA Approval ID: 13631				
	Nominal voltage U_N	Nominal current I_N	Cross section AWG	Cross section mm^2
Use group B				
	24 V	10 A	26 - 8	-
Use group C				
	24 V	10 A	26 - 8	-

 LR Approval ID: LR2041789TA-02				
--	--	--	--	--

 cULus Recognized Approval ID: E60425				
	Nominal voltage U_N	Nominal current I_N	Cross section AWG	Cross section mm^2
Use group B				
	600 V	10 A	26 - 8	-
Use group C				
	600 V	10 A	26 - 8	-
Use group F				
	500 V	10 A	26 - 8	-

UK 6,3-HESILED 24 - Fuse modular terminal block



3004265

<https://www.phoenixcontact.com/au/products/3004265>

Classifications

ECLASS

ECLASS-13.0	27250113
-------------	----------

ETIM

ETIM 9.0	EC000899
----------	----------

UNSPSC

UNSPSC 21.0	39121400
-------------	----------

UK 6,3-HESILED 24 - Fuse modular terminal block



3004265

<https://www.phoenixcontact.com/au/products/3004265>

Environmental product compliance

EU RoHS

Fulfills EU RoHS substance requirements	Yes, No exemptions
---	--------------------

China RoHS

Environment friendly use period (EFUP)	EFUP-E
	No hazardous substances above the limits

EU REACH SVHC

REACH candidate substance (CAS No.)	No substance above 0.1 wt%
-------------------------------------	----------------------------

Phoenix Contact 2025 © - all rights reserved
<https://www.phoenixcontact.com>

PHOENIX CONTACT PTY Ltd
Unit 7, 2-8 South Street
Rydalmere NSW 2116
1300 786 411
customerservice@phoenixcontact.com.au