


DOKD 1,5-TG - Initiator/actuator terminal block



3011054

<https://www.phoenixcontact.com/au/products/3011054>

Please be informed that the data shown in this PDF document is generated from our online catalog. Please find the complete data in the user documentation. Our general terms of use for downloads are valid.



Initiator/actuator terminal block, Current and voltage are determined by the plug used., nom. voltage: 250 V, nominal current: 24 A, connection method: Screw connection, Rated cross section: 2.5 mm², cross section: 0.2 mm² - 4 mm², connection method: Screw connection, cross section: 0.2 mm² - 4 mm², mounting: NS 35/7,5, NS 35/15, color: gray

Your advantages

- Same shape as DIK ... three-level initiator terminal blocks
- The forks of the insertion bridge can be easily loosened for bridging between non-adjacent terminal blocks
- Terminal blocks with red and green LEDs are available for optical signaling of the initiator and actuator wiring
- The upper level contains the feed-through connections for the signal cable which can be labeled
- Because the spine of the insertion bridge can be snapped into place with the terminal block housing, all the terminal points can be wired freely and the bridge can be securely positioned
- Alternate wiring of an actuator followed by an initiator is easy
- Unlike the DIK terminal blocks, the lower level of these output terminal blocks makes direct contact with the DIN rail and as a PE connection are marked yellow-green
- The middle level supplies the connected actuators with power

Commercial data

Item number	3011054
Packing unit	50 pc
Minimum order quantity	50 pc
Sales key	BE1217
Product key	BE1217
Catalog page	Page 485 (C-1-2019)
GTIN	4017918091910
Weight per piece (including packing)	18.452 g
Weight per piece (excluding packing)	16 g
Customs tariff number	85369010
Country of origin	PL

DOKD 1,5-TG - Initiator/actuator terminal block



3011054

<https://www.phoenixcontact.com/au/products/3011054>

Technical data

Notes

General	Current and voltage are determined by the plug used.
---------	--

Product properties

Product type	Sensor/actuator terminal block
Number of connections	5
Number of rows	3
Potentials	3

Insulation characteristics

Overvoltage category	III
Degree of pollution	3

Electrical properties

Rated surge voltage	4 kV
Maximum power dissipation for nominal condition	0.77 W

Connection data

Number of connections per level	2
Nominal cross section	2.5 mm ²

Level 1+2+3

Screw thread	M3
Tightening torque	0.5 ... 0.6 Nm
Stripping length	8 mm
Internal cylindrical gage	A3
Connection in acc. with standard	IEC 60947-7-1/IEC 60947-7-2
Conductor cross section rigid	0.2 mm ² ... 4 mm ²
Cross section AWG	24 ... 12 (converted acc. to IEC)
Conductor cross section flexible	0.2 mm ² ... 2.5 mm ²
Conductor cross section, flexible [AWG]	24 ... 14 (converted acc. to IEC)
Conductor cross-section flexible (ferrule without plastic sleeve)	0.25 mm ² ... 2.5 mm ²
Flexible conductor cross section (ferrule with plastic sleeve)	0.25 mm ² ... 2.5 mm ²
Cross-section with insertion bridge, rigid	4 mm ²
Cross-section with insertion bridge, flexible	2.5 mm ²
2 conductors with same cross section, solid	0.2 mm ² ... 1 mm ²
2 conductors with same cross section, flexible	0.2 mm ² ... 1 mm ²
2 conductors with same cross section, flexible, with ferrule without plastic sleeve	0.25 mm ² ... 1 mm ²
2 conductors with the same cross section, flexible, with TWIN ferrule with plastic sleeve	0.5 mm ² ... 1 mm ²
Nominal current	24 A
Maximum load current	26 A (with a 2.5 mm ² conductor cross section)

DOKD 1,5-TG - Initiator/actuator terminal block



3011054

<https://www.phoenixcontact.com/au/products/3011054>

Nominal voltage	250 V (the voltage is determined by the component used)
Nominal cross section	2.5 mm ²

Disconnect level

Screw thread	M3
Tightening torque	0.5 ... 0.6 Nm
Stripping length	8 mm
Connection in acc. with standard	IEC 60947-7-1
Conductor cross section rigid	0.2 mm ² ... 4 mm ²
Cross section AWG	24 ... 14 (converted acc. to IEC)
Conductor cross section flexible	0.2 mm ² ... 2.5 mm ²
Conductor cross-section flexible (ferrule without plastic sleeve)	0.25 mm ² ... 2.5 mm ²
Flexible conductor cross section (ferrule with plastic sleeve)	0.25 mm ² ... 2.5 mm ²
Cross-section with insertion bridge, rigid	4 mm ²
Cross-section with insertion bridge, flexible	2.5 mm ²
2 conductors with same cross section, solid	0.2 mm ² ... 1 mm ²
2 conductors with same cross section, flexible	0.2 mm ² ... 1 mm ²
2 conductors with same cross section, flexible, with ferrule without plastic sleeve	0.25 mm ² ... 1 mm ²
2 conductors with the same cross section, flexible, with TWIN ferrule with plastic sleeve	0.5 mm ² ... 1 mm ²
Nominal current	16 A
Maximum load current	16 A (with 4 mm ² conductor cross section)
Nominal voltage	250 V

Dimensions

Width	6.2 mm
Height	63 mm
Depth on NS 35/7,5	54.5 mm
Depth on NS 35/15	62 mm

Material specifications

Color	gray (RAL 7042)
Flammability rating according to UL 94	V2
Insulating material group	I
Insulating material	PA
Static insulating material application in cold	-60 °C
Temperature index of insulation material (DIN EN 60216-1 (VDE 0304-21))	130 °C
Relative insulation material temperature index (Elec., UL 746 B)	130 °C
Fire protection for rail vehicles (DIN EN 45545-2) R22	HL 1 - HL 3
Fire protection for rail vehicles (DIN EN 45545-2) R23	HL 1 - HL 3
Fire protection for rail vehicles (DIN EN 45545-2) R24	HL 1 - HL 3
Fire protection for rail vehicles (DIN EN 45545-2) R26	HL 1 - HL 3
Calorimetric heat release NFPA 130 (ASTM E 1354)	28 MJ/kg

DOKD 1,5-TG - Initiator/actuator terminal block



3011054

<https://www.phoenixcontact.com/au/products/3011054>

Surface flammability NFPA 130 (ASTM E 162)	passed
Specific optical density of smoke NFPA 130 (ASTM E 662)	passed
Smoke gas toxicity NFPA 130 (SMP 800C)	passed

Mechanical properties

Mechanical data

Open side panel	No
-----------------	----

Environmental and real-life conditions

Ambient conditions

Ambient temperature (operation)	-60 °C ... 110 °C (Operating temperature range incl. self-heating; for max. short-term operating temperature, see RTI Elec.)
Ambient temperature (storage/transport)	-25 °C ... 60 °C (for a short time, not exceeding 24 h, -60 °C to +70 °C)
Ambient temperature (assembly)	-5 °C ... 70 °C
Ambient temperature (actuation)	-5 °C ... 70 °C
Permissible humidity (operation)	20 % ... 90 %
Permissible humidity (storage/transport)	30 % ... 70 %

Standards and regulations

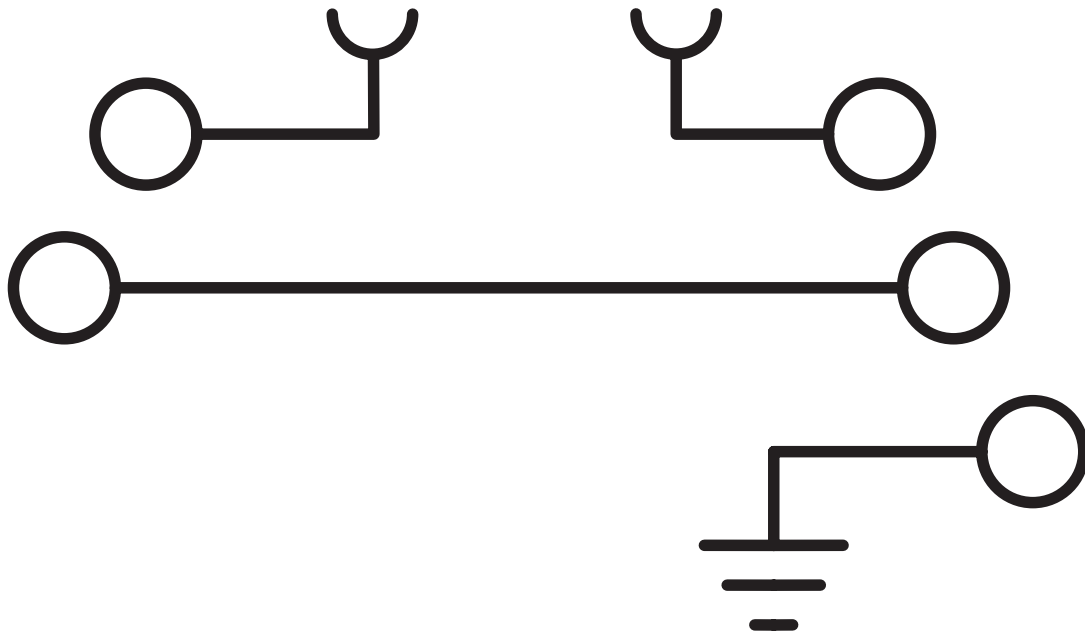
Connection in acc. with standard	IEC 60947-7-1/IEC 60947-7-2
	IEC 60947-7-1

Mounting

Mounting type	NS 35/7,5
	NS 35/15

Drawings

Circuit diagram



DOKD 1,5-TG - Initiator/actuator terminal block




3011054


<https://www.phoenixcontact.com/au/products/3011054>

Approvals

To download certificates, visit the product detail page: <https://www.phoenixcontact.com/au/products/3011054>

 CSA Approval ID: 13631				
	Nominal voltage U_N	Nominal current I_N	Cross section AWG	Cross section mm^2
	300 V	15 A	28 - 14	-

 EAC Approval ID: KZ7500651131219505				
---	--	--	--	--

 cULus Recognized Approval ID: E60425				
	Nominal voltage U_N	Nominal current I_N	Cross section AWG	Cross section mm^2
Use group B				
	300 V	15 A	30 - 14	-
with connector ST-Si	300 V	10 A	30 - 14	-
with connector ST-K 4	300 V	10 A	30 - 14	-
Use group C				
	150 V	15 A	30 - 14	-

DOKD 1,5-TG - Initiator/actuator terminal block



3011054

<https://www.phoenixcontact.com/au/products/3011054>

Classifications

ECLASS

ECLASS-13.0	27250112
-------------	----------

ETIM

ETIM 9.0	EC000900
----------	----------

UNSPSC

UNSPSC 21.0	39121400
-------------	----------

DOKD 1,5-TG - Initiator/actuator terminal block



3011054

<https://www.phoenixcontact.com/au/products/3011054>

Environmental product compliance

EU RoHS

Fulfills EU RoHS substance requirements	Yes, No exemptions
---	--------------------

China RoHS

Environment friendly use period (EFUP)	EFUP-E
	No hazardous substances above the limits

EU REACH SVHC

REACH candidate substance (CAS No.)	No substance above 0.1 wt%
-------------------------------------	----------------------------

Phoenix Contact 2025 © - all rights reserved

<https://www.phoenixcontact.com>

PHOENIX CONTACT PTY Ltd

Unit 7, 2-8 South Street

Rydalmere NSW 2116

1300 786 411

customerservice@phoenixcontact.com.au