


PTS 2,5-TWIN-PE - Protective conductor terminal block



3211935

<https://www.phoenixcontact.com/au/products/3211935>

Please be informed that the data shown in this PDF document is generated from our online catalog. Please find the complete data in the user documentation. Our general terms of use for downloads are valid.



Protective conductor terminal block, number of connections: 3, connection method: Push-in connection, 1 level, cross section: $0.14 \text{ mm}^2 - 4 \text{ mm}^2$, mounting type: NS 35/7,5, NS 35/15, color: green-yellow

Your advantages

- 2, 3, and 4-conductor terminal blocks with the same shape
- Ground terminal blocks of the same shape are available
- The PTS 2,5, which is equipped with four bridge shafts, offers a wide range of potential bridging options
- Angled conductor entry for use in flat terminal boxes
- Large space saving when used in concealed wiring systems

Commercial data

Item number	3211935
Packing unit	50 pc
Minimum order quantity	50 pc
Sales key	BE2222
Product key	BE2222
Catalog page	Page 84 (C-1-2019)
GTIN	4046356499538
Weight per piece (including packing)	12.002 g
Weight per piece (excluding packing)	11.65 g
Customs tariff number	85369010
Country of origin	PL

PTS 2,5-TWIN-PE - Protective conductor terminal block



3211935

<https://www.phoenixcontact.com/au/products/3211935>

Technical data

Product properties

Product type	Ground terminal block
Product family	PTS
Number of connections	3
Number of rows	1

Insulation characteristics

Overvoltage category	III
----------------------	-----

Electrical properties

Rated surge voltage	8 kV
Maximum power dissipation for nominal condition	0.77 W

Connection data

Number of connections per level	3
Nominal cross section	2.5 mm ²

1 level

Note	Please observe the current carrying capacity of the DIN rails.
Stripping length	8 mm ... 10 mm
Internal cylindrical gage	A3
Connection in acc. with standard	IEC 60947-7-2
Conductor cross section rigid	0.14 mm ² ... 4 mm ²
Cross section AWG	26 ... 12 (converted acc. to IEC)
Conductor cross section flexible	0.14 mm ² ... 4 mm ²
Conductor cross section, flexible [AWG]	26 ... 12 (converted acc. to IEC)
Conductor cross-section flexible (ferrule without plastic sleeve)	0.14 mm ² ... 2.5 mm ²
Flexible conductor cross section (ferrule with plastic sleeve)	0.14 mm ² ... 2.5 mm ²
Maximum load current	with 4 mm ² conductor cross section, rigid
Stripping length	8 mm ... 10 mm

1 level Connection cross sections directly pluggable

Conductor cross section rigid	0.34 mm ² ... 4 mm ²
Conductor cross-section flexible (ferrule without plastic sleeve)	0.34 mm ² ... 2.5 mm ²
Flexible conductor cross section (ferrule with plastic sleeve)	0.34 mm ² ... 2.5 mm ²

Ex data

Rated data (ATEX/IECEX)

Identification	⊕ II 2 GD Ex eb IIC Gb
Operating temperature range (1)	-60 °C ... 85 °C
Operating temperature range (2)	-40 °C ... 110 °C

3031762 D-ST5 2,5

PTS 2,5-TWIN-PE - Protective conductor terminal block



3211935

<https://www.phoenixcontact.com/au/products/3211935>

Ex-certified accessories	1204517 SZF 1-0,6X3,5
	3022276 CLIPFIX 35-5
	3022218 CLIPFIX 35
output	(Permanent)

Ex connection data General

Nominal cross section	2.5 mm ²
Rated cross section AWG	14
Connection capacity rigid	0.14 mm ² ... 4 mm ²
Connection capacity AWG	26 ... 12
Connection capacity flexible	0.14 mm ² ... 2.5 mm ²
Connection capacity AWG	26 ... 14

Dimensions

Width	5.2 mm
End cover width	2.2 mm
Height	49 mm
Depth on NS 35/7,5	43 mm
Depth on NS 35/15	50.5 mm

Material specifications

Color	green-yellow
Flammability rating according to UL 94	V0
Insulating material group	I
Insulating material	PA
Static insulating material application in cold	-60 °C
Temperature index of insulation material (DIN EN 60216-1 (VDE 0304-21))	130 °C
Relative insulation material temperature index (Elec., UL 746 B)	130 °C
Fire protection for rail vehicles (DIN EN 45545-2) R22	HL 1 - HL 3
Fire protection for rail vehicles (DIN EN 45545-2) R23	HL 1 - HL 3
Fire protection for rail vehicles (DIN EN 45545-2) R24	HL 1 - HL 3
Fire protection for rail vehicles (DIN EN 45545-2) R26	HL 1 - HL 3
Calorimetric heat release NFPA 130 (ASTM E 1354)	28 MJ/kg
Surface flammability NFPA 130 (ASTM E 162)	passed
Specific optical density of smoke NFPA 130 (ASTM E 662)	passed
Smoke gas toxicity NFPA 130 (SMP 800C)	passed

Mechanical properties

Mechanical data

Open side panel	Yes
-----------------	-----

Environmental and real-life conditions

Oscillation/broadband noise

PTS 2,5-TWIN-PE - Protective conductor terminal block



3211935

<https://www.phoenixcontact.com/au/products/3211935>

Specification	DIN EN 50155 (VDE 0115-200):2008-03
Spectrum	Long life test category 1, class B, body mounted
Frequency	$f_1 = 5 \text{ Hz}$ to $f_2 = 150 \text{ Hz}$
ASD level	$1.857 \text{ (m/s}^2\text{)}^2\text{/Hz}$
Acceleration	0.8g
Test duration per axis	5 h
Test directions	X-, Y- and Z-axis
Result	Test passed

Shocks

Specification	DIN EN 50155 (VDE 0115-200):2008-03
Pulse shape	Half-sine
Acceleration	5g
Shock duration	30 ms
Number of shocks per direction	3
Test directions	X-, Y- and Z-axis (pos. and neg.)
Result	Test passed

Ambient conditions

Ambient temperature (operation)	-60 °C ... 110 °C (Operating temperature range incl. self-heating; for max. short-term operating temperature, see RTI Elec.)
Ambient temperature (storage/transport)	-25 °C ... 60 °C (for a short time, not exceeding 24 h, -60 °C to +70 °C)
Ambient temperature (assembly)	-5 °C ... 70 °C
Ambient temperature (actuation)	-5 °C ... 70 °C
Permissible humidity (operation)	20 % ... 90 %
Permissible humidity (storage/transport)	30 % ... 70 %

Standards and regulations

Connection in acc. with standard	IEC 60947-7-2
----------------------------------	---------------

Mounting

Mounting type	NS 35/7,5
	NS 35/15

PTS 2,5-TWIN-PE - Protective conductor terminal block

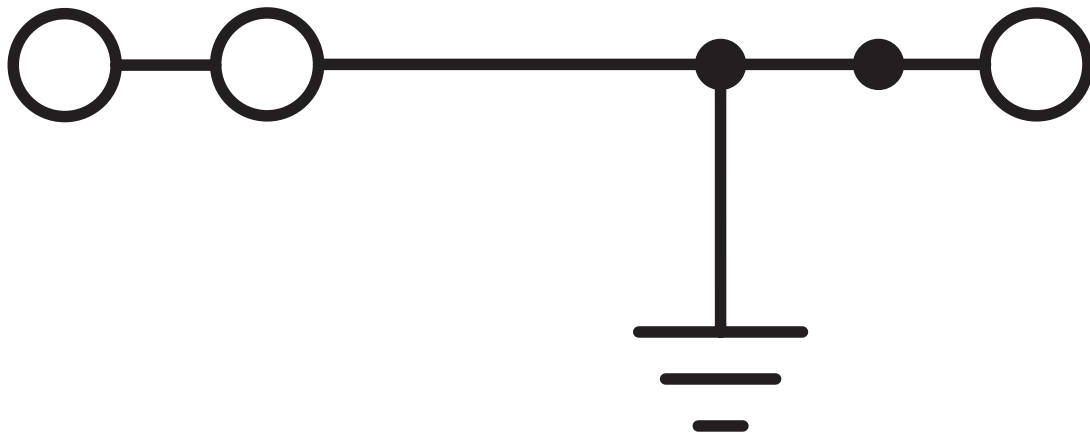


3211935

<https://www.phoenixcontact.com/au/products/3211935>

Drawings

Circuit diagram



PTS 2,5-TWIN-PE - Protective conductor terminal block





3211935

<https://www.phoenixcontact.com/au/products/3211935>


Approvals


To download certificates, visit the product detail page: <https://www.phoenixcontact.com/au/products/3211935>


 CSA Approval ID: 2030668	Nominal voltage U_N	Nominal current I_N	Cross section AWG	Cross section mm^2
	-	-	26 - 12	-


 IECEE CB Scheme Approval ID: DE1-62994	Nominal voltage U_N	Nominal current I_N	Cross section AWG	Cross section mm^2
	-	-	-	0.2 - 2.5


 EAC Approval ID: RU C-DE.BL08.B.00644
--

 LR Approval ID: LR2371832TA

 NK Approval ID: 14ME0912
--

 BV Approval ID: 25278/C1 BV

 VDE Zeichengenehmigung Approval ID: 40036433	Nominal voltage U_N	Nominal current I_N	Cross section AWG	Cross section mm^2
	-	-	-	0.2 - 2.5

 PRS Approval ID: TE/2107/880590/21
--

ABS Approval ID: 21-2192245-PDA

 cULus Recognized

PTS 2,5-TWIN-PE - Protective conductor terminal block



3211935

<https://www.phoenixcontact.com/au/products/3211935>

Approval ID: E60425				
	Nominal voltage U_N	Nominal current I_N	Cross section AWG	Cross section mm^2
Use group B	-	-	26 - 12	-
Use group C	-	-	26 - 12	-



IECEx

Approval ID: IECEx SEV13.0005U



ATEX

Approval ID: SEV13ATEX0159U



CCC

Approval ID: 2020322313000631



EAC Ex

Approval ID: KZ 7500525010101950

PTS 2,5-TWIN-PE - Protective conductor terminal block



3211935

<https://www.phoenixcontact.com/au/products/3211935>

Classifications

ECLASS

ECLASS-13.0

27250103

ETIM

ETIM 9.0

EC000901

UNSPSC

UNSPSC 21.0

39121400

PTS 2,5-TWIN-PE - Protective conductor terminal block



3211935

<https://www.phoenixcontact.com/au/products/3211935>

Environmental product compliance

EU RoHS

Fulfills EU RoHS substance requirements	Yes, No exemptions
---	--------------------

China RoHS

Environment friendly use period (EFUP)	EFUP-E
	No hazardous substances above the limits

EU REACH SVHC

REACH candidate substance (CAS No.)	No substance above 0.1 wt%
-------------------------------------	----------------------------

Phoenix Contact 2025 © - all rights reserved
<https://www.phoenixcontact.com>

PHOENIX CONTACT PTY Ltd
Unit 7, 2-8 South Street
Rydalmere NSW 2116
1300 786 411
customerservice@phoenixcontact.com.au