


PT 10-PE - Protective conductor terminal block



3212131

<https://www.phoenixcontact.com/au/products/3212131>

Please be informed that the data shown in this PDF document is generated from our online catalog. Please find the complete data in the user documentation. Our general terms of use for downloads are valid.



Protective conductor terminal block, number of connections: 2, connection method: Push-in connection, Rated cross section: 10 mm², cross section: 0.5 mm² - 16 mm², mounting type: NS 35/7,5, NS 35/15, color: green-yellow

Your advantages

- The Push-in connection terminal blocks are characterized by the system features of the CLIPLINE complete system and by easy and tool-free wiring of conductors with ferrules or solid conductors
- The compact design and front connection enable wiring in a confined space
- In addition to the testing option in the double function shaft, all terminal blocks provide an additional test pick-off
- Tested for railway applications

Commercial data

| | |
|--------------------------------------|---------------------|
| Item number | 3212131 |
| Packing unit | 50 pc |
| Minimum order quantity | 50 pc |
| Sales key | BE2221 |
| Product key | BE2221 |
| Catalog page | Page 121 (C-1-2019) |
| GTIN | 4046356494793 |
| Weight per piece (including packing) | 36.32 g |
| Weight per piece (excluding packing) | 34.6 g |
| Customs tariff number | 85369010 |
| Country of origin | CN |

PT 10-PE - Protective conductor terminal block



3212131

<https://www.phoenixcontact.com/au/products/3212131>

Technical data

Product properties

| | |
|-----------------------|-----------------------|
| Product type | Ground terminal block |
| Product family | PT |
| Area of application | Railway industry |
| | Machine building |
| | Plant engineering |
| Number of connections | 2 |
| Number of rows | 1 |

Insulation characteristics

| | |
|----------------------|-----|
| Overvoltage category | III |
| Degree of pollution | 3 |

Electrical properties

| | |
|---|--------|
| Rated surge voltage | 8 kV |
| Maximum power dissipation for nominal condition | 1.82 W |

Connection data

| | |
|---|--|
| Number of connections per level | 2 |
| Nominal cross section | 10 mm ² |
| Note | Please observe the current carrying capacity of the DIN rails. |
| Stripping length | 18 mm ... 20 mm |
| Internal cylindrical gage | A6 |
| Connection in acc. with standard | IEC 60947-7-2 |
| Conductor cross section rigid | 0.5 mm ² ... 16 mm ² |
| Cross section AWG | 20 ... 6 (converted acc. to IEC) |
| Conductor cross section flexible | 0.5 mm ² ... 16 mm ² |
| Conductor cross section, flexible [AWG] | 20 ... 6 (converted acc. to IEC) |
| Conductor cross-section flexible (ferrule without plastic sleeve) | 0.5 mm ² ... 10 mm ² |
| Flexible conductor cross section (ferrule with plastic sleeve) | 0.5 mm ² ... 10 mm ² |
| Nominal cross section | 10 mm ² |

Connection cross sections directly pluggable

| | |
|---|--|
| Conductor cross section rigid | 1 mm ² ... 16 mm ² |
| Conductor cross-section flexible (ferrule without plastic sleeve) | 4 mm ² ... 10 mm ² |
| Flexible conductor cross section (ferrule with plastic sleeve) | 2.5 mm ² ... 10 mm ² |

Ex data

Rated data (ATEX/IECEx)

| | |
|---------------------------------|------------------------|
| Identification | Ⓔ II 2 GD Ex eb IIC Gb |
| Operating temperature range (1) | -60 °C ... 85 °C |
| Operating temperature range (2) | -40 °C ... 110 °C |

PT 10-PE - Protective conductor terminal block



3212131

<https://www.phoenixcontact.com/au/products/3212131>

| | |
|--------------------------|-----------------------|
| Ex-certified accessories | 3212057 D-PT 10 |
| | 1204517 SZF 1-0,6X3,5 |
| | 3022276 CLIPFIX 35-5 |
| | 3022218 CLIPFIX 35 |
| output | (Permanent) |

Ex connection data General

| | |
|------------------------------|--|
| Nominal cross section | 10 mm ² |
| Rated cross section AWG | 8 |
| Connection capacity rigid | 0.5 mm ² ... 16 mm ² |
| Connection capacity AWG | 20 ... 6 |
| Connection capacity flexible | 0.5 mm ² ... 10 mm ² |
| Connection capacity AWG | 20 ... 8 |

Dimensions

| | |
|--------------------|---------|
| Width | 10.2 mm |
| End cover width | 2.2 mm |
| Height | 67.7 mm |
| Depth | 49.5 mm |
| Depth on NS 35/7,5 | 50.5 mm |
| Depth on NS 35/15 | 58 mm |

Material specifications

| | |
|---|--------------|
| Color | green-yellow |
| Flammability rating according to UL 94 | V0 |
| Insulating material group | I |
| Insulating material | PA |
| Static insulating material application in cold | -60 °C |
| Temperature index of insulation material (DIN EN 60216-1 (VDE 0304-21)) | 130 °C |
| Relative insulation material temperature index (Elec., UL 746 B) | 130 °C |
| Fire protection for rail vehicles (DIN EN 45545-2) R22 | HL 1 - HL 3 |
| Fire protection for rail vehicles (DIN EN 45545-2) R23 | HL 1 - HL 3 |
| Fire protection for rail vehicles (DIN EN 45545-2) R24 | HL 1 - HL 3 |
| Fire protection for rail vehicles (DIN EN 45545-2) R26 | HL 1 - HL 3 |
| Calorimetric heat release NFPA 130 (ASTM E 1354) | 28 MJ/kg |
| Surface flammability NFPA 130 (ASTM E 162) | passed |
| Specific optical density of smoke NFPA 130 (ASTM E 662) | passed |
| Smoke gas toxicity NFPA 130 (SMP 800C) | passed |

Mechanical properties

Mechanical data

| | |
|-----------------|-----|
| Open side panel | Yes |
|-----------------|-----|

Environmental and real-life conditions

PT 10-PE - Protective conductor terminal block



3212131

<https://www.phoenixcontact.com/au/products/3212131>

Oscillation/broadband noise

| | |
|------------------------|--|
| Specification | DIN EN 50155 (VDE 0115-200):2018-05 |
| Spectrum | Long life test category 2, bogie-mounted |
| Frequency | $f_1 = 5 \text{ Hz}$ to $f_2 = 250 \text{ Hz}$ |
| ASD level | 6.12 (m/s ²) ² /Hz |
| Acceleration | 3.12g |
| Test duration per axis | 5 h |
| Test directions | X-, Y- and Z-axis |

Shocks

| | |
|--------------------------------|-------------------------------------|
| Specification | DIN EN 50155 (VDE 0115-200):2008-03 |
| Pulse shape | Half-sine |
| Acceleration | 30g |
| Shock duration | 18 ms |
| Number of shocks per direction | 3 |
| Test directions | X-, Y- and Z-axis (pos. and neg.) |

Ambient conditions

| | |
|--|--|
| Ambient temperature (operation) | -60 °C ... 110 °C (Operating temperature range incl. self-heating; for max. short-term operating temperature, see RTI Elec.) |
| Ambient temperature (storage/transport) | -25 °C ... 60 °C (for a short time, not exceeding 24 h, -60 °C to +70 °C) |
| Ambient temperature (assembly) | -5 °C ... 70 °C |
| Ambient temperature (actuation) | -5 °C ... 70 °C |
| Permissible humidity (operation) | 20 % ... 90 % |
| Permissible humidity (storage/transport) | 30 % ... 70 % |

Standards and regulations

| | |
|----------------------------------|---------------|
| Connection in acc. with standard | IEC 60947-7-2 |
|----------------------------------|---------------|

Mounting

| | |
|---------------|-----------|
| Mounting type | NS 35/7,5 |
| | NS 35/15 |

PT 10-PE - Protective conductor terminal block

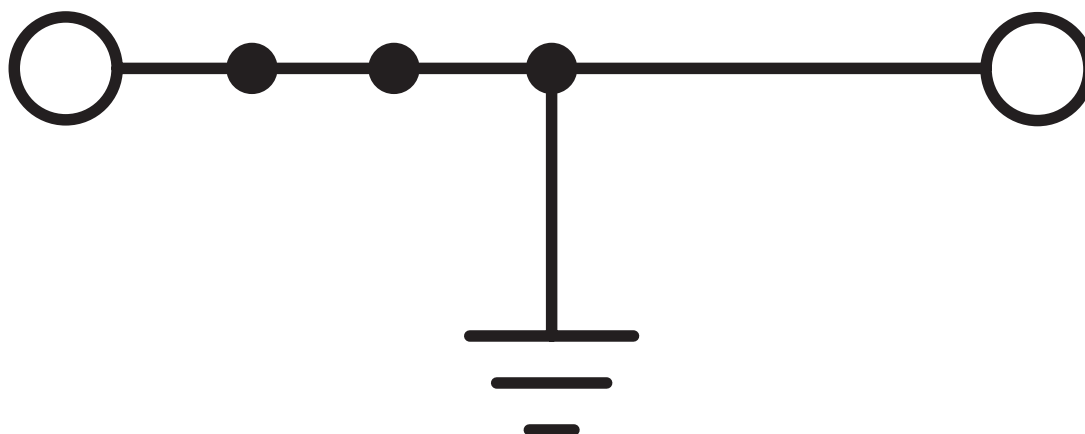


3212131

<https://www.phoenixcontact.com/au/products/3212131>

Drawings

Circuit diagram



PT 10-PE - Protective conductor terminal block





3212131

<https://www.phoenixcontact.com/au/products/3212131>


Approvals

To download certificates, visit the product detail page: <https://www.phoenixcontact.com/au/products/3212131>

|  CSA Approval ID: 2030668 | | | | |
|--|-----------------------|-----------------------|-------------------|----------------------|
| | Nominal voltage U_N | Nominal current I_N | Cross section AWG | Cross section mm^2 |
| | - | - | 20 - 6 | - |


|  IECEE CB Scheme Approval ID: DE1-63052 | | | | |
|--|-----------------------|-----------------------|-------------------|----------------------|
| | Nominal voltage U_N | Nominal current I_N | Cross section AWG | Cross section mm^2 |
| | - | 57 A | - | 0.5 - 10 |

|  EAC Approval ID: RU C-DE.BL08.B.00644 | | | | |
|--|--|--|--|--|
|--|--|--|--|--|

|  cULus Recognized Approval ID: E60425 | | | | |
|--|-----------------------|-----------------------|-------------------|----------------------|
| | Nominal voltage U_N | Nominal current I_N | Cross section AWG | Cross section mm^2 |
| Use group B | - | - | 20 - 6 | - |
| Use group C | - | - | 20 - 6 | - |
| Use group F | - | - | 20 - 6 | - |

|  LR Approval ID: LR2371832TA | | | | |
|---|--|--|--|--|
|---|--|--|--|--|

|  NK Approval ID: 22ME0007 | | | | |
|--|--|--|--|--|
|--|--|--|--|--|

|  VDE Zeichengenehmigung Approval ID: 40039006 | | | | |
|--|-----------------------|-----------------------|-------------------|----------------------|
| | Nominal voltage U_N | Nominal current I_N | Cross section AWG | Cross section mm^2 |
| | - | 57 A | - | 0.5 - 10 |
| Only rigid conductors | - | 57 A | - | 0.5 - 16 |

PT 10-PE - Protective conductor terminal block



3212131

<https://www.phoenixcontact.com/au/products/3212131>



PRC

Approval ID: TE/2107/880590/21

ABS

Approval ID: 21-2192245-PDA

DNV

Approval ID: TAE000010T



cUL Recognized

Approval ID: E192998

Nominal voltage U_N

Nominal current I_N

Cross section AWG

Cross section mm^2

-

-

20 - 6

-



EAC Ex

Approval ID: RU C-DE.AB72.B.02351



IEC Ex

Approval ID: IECEx SEV13.0005U



UL Recognized

Approval ID: E192998

Nominal voltage U_N

Nominal current I_N

Cross section AWG

Cross section mm^2

-

-

20 - 6

-



ATEX

Approval ID: SEV13ATEX0159U



CCC

Approval ID: 2020322313000631



EAC Ex

Approval ID: KZ 7500525010101950

PT 10-PE - Protective conductor terminal block



3212131

<https://www.phoenixcontact.com/au/products/3212131>

Classifications

ECLASS

ECLASS-13.0

27250103

ETIM

ETIM 9.0

EC000901

UNSPSC

UNSPSC 21.0

39121400

PT 10-PE - Protective conductor terminal block



3212131

<https://www.phoenixcontact.com/au/products/3212131>

Environmental product compliance

EU RoHS

| | |
|---|--------------------|
| Fulfills EU RoHS substance requirements | Yes, No exemptions |
|---|--------------------|

China RoHS

| | |
|--|--|
| Environment friendly use period (EFUP) | EFUP-E |
| | No hazardous substances above the limits |

EU REACH SVHC

| | |
|-------------------------------------|----------------------------|
| REACH candidate substance (CAS No.) | No substance above 0.1 wt% |
|-------------------------------------|----------------------------|

Phoenix Contact 2025 © - all rights reserved
<https://www.phoenixcontact.com>

PHOENIX CONTACT PTY Ltd
Unit 7, 2-8 South Street
Rydalmere NSW 2116
1300 786 411
customerservice@phoenixcontact.com.au