


UT 4-PE/L/L - Multi-level terminal block



3214360

<https://www.phoenixcontact.com/au/products/3214360>

Please be informed that the data shown in this PDF document is generated from our online catalog. Please find the complete data in the user documentation. Our general terms of use for downloads are valid.



Multi-level terminal block, nom. voltage: 500 V, nominal current: 30 A, connection method: Screw connection, Rated cross section: 4 mm², cross section: 0.14 mm² - 6 mm², connection method: Screw connection, Rated cross section: 4 mm², cross section: 0.14 mm² - 6 mm², mounting type: NS 35/7,5, NS 35/15, color: gray

Commercial data

Item number	3214360
Packing unit	50 pc
Minimum order quantity	50 pc
Sales key	BE1125
Product key	BE1125
Catalog page	Page 160 (C-1-2019)
GTIN	4046356895682
Weight per piece (including packing)	31.344 g
Weight per piece (excluding packing)	31.344 g
Customs tariff number	85369010
Country of origin	PL

UT 4-PE/L/L - Multi-level terminal block



3214360

<https://www.phoenixcontact.com/au/products/3214360>

Technical data

Product properties

Product type	Multi-level terminal block
Product family	UT
Number of connections	5
Number of rows	3
Potentials	3

Insulation characteristics

Overvoltage category	III
Degree of pollution	3

Electrical properties

Rated surge voltage	6 kV
Maximum power dissipation for nominal condition	1.02 W

Connection data

Number of connections per level	2
Nominal cross section	4 mm ²

Level 1 above 1 below 1

Screw thread	M3
Note	Please observe the current carrying capacity of the DIN rails.
Tightening torque	0.6 ... 0.8 Nm
Stripping length	9 mm
Internal cylindrical gage	A4
Connection in acc. with standard	IEC 60947-7-1/IEC 60947-7-2
Conductor cross section rigid	0.14 mm ² ... 6 mm ²
Cross section AWG	26 ... 10 (converted acc. to IEC)
Conductor cross section flexible	0.14 mm ² ... 6 mm ²
Conductor cross section, flexible [AWG]	26 ... 10 (converted acc. to IEC)
Conductor cross-section flexible (ferrule without plastic sleeve)	0.14 mm ² ... 4 mm ²
Flexible conductor cross section (ferrule with plastic sleeve)	0.14 mm ² ... 4 mm ²
Nominal current	30 A
Maximum load current	36 A (with 6 mm ² conductor cross section)
Nominal voltage	500 V
Nominal cross section	4 mm ²

Level 2

Screw thread	M3
Tightening torque	0.6 ... 0.8 Nm
Stripping length	9 mm
Connection in acc. with standard	IEC 60947-7-1
Conductor cross section rigid	0.14 mm ² ... 6 mm ²

UT 4-PE/L/L - Multi-level terminal block



3214360

<https://www.phoenixcontact.com/au/products/3214360>

Cross section AWG	26 ... 10 (converted acc. to IEC)
Conductor cross section flexible	0.14 mm ² ... 6 mm ²
Conductor cross section, flexible [AWG]	26 ... 10 (converted acc. to IEC)
Conductor cross-section flexible (ferrule without plastic sleeve)	0.14 mm ² ... 4 mm ²
Flexible conductor cross section (ferrule with plastic sleeve)	0.14 mm ² ... 4 mm ²
Nominal current	30 A (with 4 mm ² conductor cross section)
Maximum load current	36 A (with 6 mm ² conductor connection)
Nominal voltage	500 V
Nominal cross section	4 mm ²

Ex data

Rated data (ATEX/IECEx)

Identification	Ⓔ II 3 G Ex ec IIC Gc
Operating temperature range	-60 °C ... 130 °C
Ex-certified accessories	3047183 ATP-UT-TWIN
	1205053 SZS 0,6X3,5
	3022276 CLIPFIX 35-5
	3022218 CLIPFIX 35
Rated insulation voltage	500 V
output	(Permanent)

Ex level General

Rated voltage	550 V
---------------	-------

Ex connection data General

Torque range	0.6 Nm ... 0.8 Nm
Nominal cross section	4 mm ²
Rated cross section AWG	12
Connection capacity rigid	0.14 mm ² ... 6 mm ²
Connection capacity AWG	26 ... 10
Connection capacity flexible	0.14 mm ² ... 6 mm ²
Connection capacity AWG	26 ... 10
2 conductors with same cross section, solid	0.14 mm ² ... 1.5 mm ²
2 conductors with the same cross-section AWG rigid	26 ... 16
2 conductors with same cross section, stranded	0.14 mm ² ... 1.5 mm ²
2 conductors with the same cross-section AWG flexible	26 ... 16
Conductor cross section flexible, with ferrule without plastic sleeve min.	0.14 mm ²
Conductor cross section flexible, with ferrule without plastic sleeve max.	4 mm ²
Single conductor/terminal point, flexible, with ferrule, without plastic sleeve, AWG	26 ... 12
output	(Permanent)

Ex level Level 2

Rated current	26 A (4 mm ²)
---------------	---------------------------

UT 4-PE/L/L - Multi-level terminal block



3214360

<https://www.phoenixcontact.com/au/products/3214360>

Maximum load current	32 A (6 mm ²)
Contact resistance	0.6 mΩ
Temperature increase	40 K (26 A / 4 mm ²)
output	(Permanent)

Ex level Level 3

Rated current	26 A (4 mm ²)
Maximum load current	32 A (6 mm ²)
Contact resistance	0.4 mΩ
Temperature increase	40 K (26 A / 4 mm ²)

Dimensions

Width	6.2 mm
Height	92.7 mm
Depth	60.1 mm
Depth on NS 35/7,5	61.7 mm
Depth on NS 35/15	69.2 mm

Material specifications

Color	gray (RAL 7042)
Flammability rating according to UL 94	V0
Insulating material group	I
Insulating material	PA
Static insulating material application in cold	-60 °C
Temperature index of insulation material (DIN EN 60216-1 (VDE 0304-21))	130 °C
Relative insulation material temperature index (Elec., UL 746 B)	130 °C

Electrical tests

Surge voltage test

Test voltage setpoint	7.3 kV
Result	Test passed

Temperature-rise test

Requirement temperature-rise test	Increase in temperature ≤ 45 K
Result	Test passed
Short-time withstand current 4 mm ²	0.48 kA
Short-time withstand current 6 mm ²	0.72 kA
Result	Test passed

Power-frequency withstand voltage

Test voltage setpoint	1.89 kV
Result	Test passed

Mechanical properties

UT 4-PE/L/L - Multi-level terminal block



3214360

<https://www.phoenixcontact.com/au/products/3214360>

Mechanical data

Open side panel	No
-----------------	----

Mechanical tests

Mechanical strength

Result	Test passed
--------	-------------

Attachment on the carrier

DIN rail/fixing support	NS 35
Test force setpoint	5 N
Result	Test passed

Test for conductor damage and slackening

Rotation speed	10 rpm
Revolutions	135
Conductor cross section/weight	0.14 mm ² / 0.2 kg
	4 mm ² / 0.9 kg
	6 mm ² / 1.4 kg
Result	Test passed

Environmental and real-life conditions

Needle-flame test

Time of exposure	30 s
Result	Test passed

Oscillation/broadband noise

Specification	DIN EN 50155 (VDE 0115-200):2008-03
Spectrum	Long life test category 1, class B, body mounted
Frequency	$f_1 = 5 \text{ Hz}$ to $f_2 = 150 \text{ Hz}$
ASD level	0.964 (m/s ²)/Hz
Acceleration	0.58g
Test duration per axis	5 h
Test directions	X-, Y- and Z-axis
Result	Test passed

Shocks

Specification	DIN EN 50155 (VDE 0115-200):2008-03
Pulse shape	Half-sine
Acceleration	5g
Shock duration	30 ms
Number of shocks per direction	3
Test directions	X-, Y- and Z-axis (pos. and neg.)
Result	Test passed

Ambient conditions

UT 4-PE/L/L - Multi-level terminal block



3214360

<https://www.phoenixcontact.com/au/products/3214360>

Ambient temperature (operation)	-60 °C ... 110 °C (Operating temperature range incl. self-heating; for max. short-term operating temperature, see RTI Elec.)
Ambient temperature (storage/transport)	-25 °C ... 60 °C (for a short time, not exceeding 24 h, -60 °C to +70 °C)
Ambient temperature (assembly)	-5 °C ... 70 °C
Ambient temperature (actuation)	-5 °C ... 70 °C
Permissible humidity (operation)	20 % ... 90 %
Permissible humidity (storage/transport)	30 % ... 70 %

Standards and regulations

Connection in acc. with standard	IEC 60947-7-1/IEC 60947-7-2
	IEC 60947-7-1

Mounting

Mounting type	NS 35/7,5
	NS 35/15

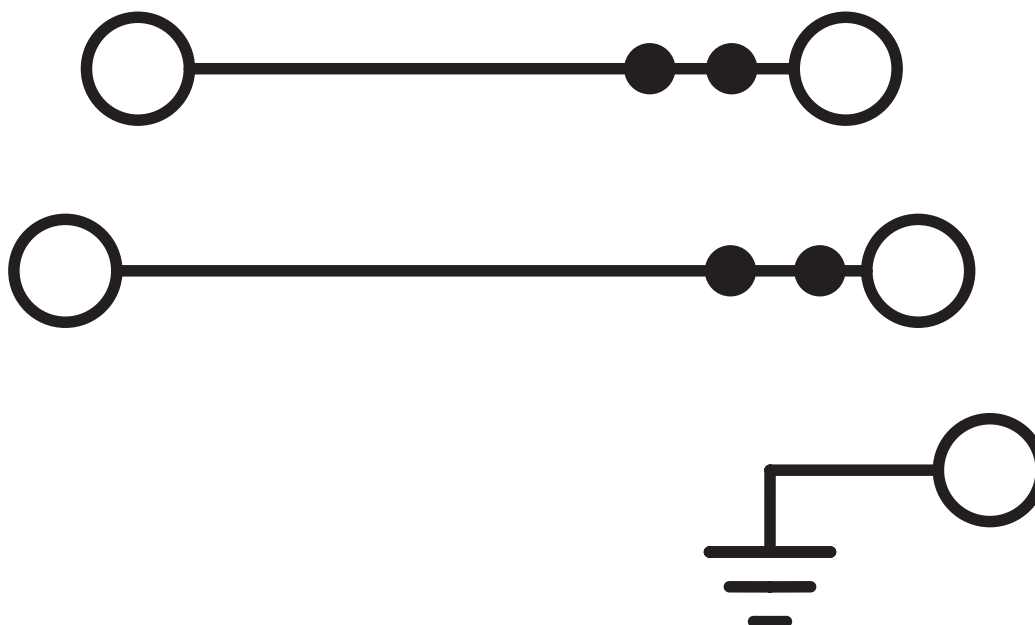
UT 4-PE/L/L - Multi-level terminal block

3214360

<https://www.phoenixcontact.com/au/products/3214360>

Drawings

Circuit diagram



UT 4-PE/L/L - Multi-level terminal block





3214360

<https://www.phoenixcontact.com/au/products/3214360>


Approvals


To download certificates, visit the product detail page: <https://www.phoenixcontact.com/au/products/3214360>


 cULus Recognized Approval ID: FILEE60425				
	Nominal voltage U_N	Nominal current I_N	Cross section AWG	Cross section mm^2
Use group B				
upper level	300 V	16 A	26 - 10	-
lower level	300 V	20 A	26 - 10	-
PE connection	-	-	26 - 10	-
Use group C				
upper level	300 V	16 A	26 - 10	-
lower level	300 V	20 A	26 - 10	-
PE connection	-	-	26 - 10	-
Use group D				
PE connection	-	-	26 - 10	-

 cUL Recognized Approval ID: E192998				
	Nominal voltage U_N	Nominal current I_N	Cross section AWG	Cross section mm^2
upper level	300 V	16 A	26 - 10	26 - 10
PE connection	-	-	26 - 10	26 - 10
middle level	300 V	20 A	26 - 10	26 - 10

 IECEX Approval ID: IECEXKIWA14.0014U				
--	--	--	--	--

 UL Recognized Approval ID: E192998				
	Nominal voltage U_N	Nominal current I_N	Cross section AWG	Cross section mm^2
upper level	300 V	16 A	26 - 10	-
PE connection	-	-	26 - 10	-
middle level	300 V	20 A	26 - 10	-

 CCC Approval ID: 2020322313000632				
---	--	--	--	--

 ATEX Approval ID: KIWA14ATEX0025U				
---	--	--	--	--

UT 4-PE/L/L - Multi-level terminal block



3214360

<https://www.phoenixcontact.com/au/products/3214360>



UKCA-EX

Approval ID: CSAE 21UKEX3606U



EAC Ex

Approval ID: KZ 7500525010101950

UT 4-PE/L/L - Multi-level terminal block



3214360

<https://www.phoenixcontact.com/au/products/3214360>

Classifications

ECLASS

ECLASS-13.0

27250104

ETIM

ETIM 9.0

EC000901

UNSPSC

UNSPSC 21.0

39121400

UT 4-PE/L/L - Multi-level terminal block



3214360

<https://www.phoenixcontact.com/au/products/3214360>

Environmental product compliance

EU RoHS

Fulfills EU RoHS substance requirements	Yes
Exemption	6(c)

China RoHS

Environment friendly use period (EFUP)	EFUP-50
	An article-related China RoHS declaration table can be found in the download area for the respective article under "Manufacturer declaration". For all articles with EFUP-E, no China RoHS declaration table issued and required.

EU REACH SVHC

REACH candidate substance (CAS No.)	Lead(CAS: 7439-92-1)
SCIP	b2805153-b880-4d48-85fe-1deef2adbe72

Phoenix Contact 2025 © - all rights reserved

<https://www.phoenixcontact.com>

PHOENIX CONTACT PTY Ltd

Unit 7, 2-8 South Street

Rydalmere NSW 2116

1300 786 411

customerservice@phoenixcontact.com.au