

MUT 2,5 - Mini feed-through terminal block



3248030

<https://www.phoenixcontact.com/au/products/3248030>

Please be informed that the data shown in this PDF document is generated from our online catalog. Please find the complete data in the user documentation. Our general terms of use for downloads are valid.



Mini feed-through terminal block, nom. voltage: 500 V, nominal current: 24 A, number of connections: 2, number of positions: 1, connection method: Screw connection, Rated cross section: 2.5 mm², 1 level, cross section: 0.2 mm² - 4 mm², mounting type: NS 15, color: gray

Your advantages

- Space saving thanks to compact design and mounting option on a 15 mm DIN rail
- Clear arrangement thanks to marking of all terminal points
- Easy potential distribution thanks to standardized plug-in bridges

Commercial data

Item number	3248030
Packing unit	50 pc
Minimum order quantity	50 pc
Sales key	BE1161
Product key	BE1161
Catalog page	Page 157 (C-1-2019)
GTIN	4046356800761
Weight per piece (including packing)	5.214 g
Weight per piece (excluding packing)	4.779 g
Customs tariff number	85369010
Country of origin	PL

MUT 2,5 - Mini feed-through terminal block



3248030

<https://www.phoenixcontact.com/au/products/3248030>

Technical data

Product properties

Product type	Miniature terminal block
Number of positions	1
Number of connections	2
Number of rows	1
Potentials	1

Insulation characteristics

Overvoltage category	III
Degree of pollution	3

Electrical properties

Rated surge voltage	6 kV
Maximum power dissipation for nominal condition	0.77 W

Connection data

Number of connections per level	2
Nominal cross section	2.5 mm ²
Rated cross section AWG	12

1 level

Screw thread	M3
Tightening torque	0.5 ... 0.6 Nm
Stripping length	9 mm
Internal cylindrical gage	A3
Connection in acc. with standard	IEC 60947-7-1
Conductor cross section rigid	0.2 mm ² ... 4 mm ²
Cross section AWG	24 ... 12 (converted acc. to IEC)
Conductor cross section flexible	0.2 mm ² ... 4 mm ²
Conductor cross section, flexible [AWG]	24 ... 12 (converted acc. to IEC)
Conductor cross-section flexible (ferrule without plastic sleeve)	0.25 mm ² ... 2.5 mm ²
Flexible conductor cross section (ferrule with plastic sleeve)	0.25 mm ² ... 2.5 mm ²
2 conductors with same cross section, solid	0.2 mm ² ... 1.5 mm ²
2 conductors with same cross section, flexible	0.2 mm ² ... 1.5 mm ²
2 conductors with same cross section, flexible, with ferrule without plastic sleeve	0.25 mm ² ... 1.5 mm ²
2 conductors with the same cross section, flexible, with TWIN ferrule with plastic sleeve	0.5 mm ² ... 1.5 mm ²
Nominal current	24 A
Maximum load current	30 A (with 4 mm ² conductor cross section)
Nominal voltage	500 V
Nominal cross section	2.5 mm ²

MUT 2,5 - Mini feed-through terminal block



3248030

<https://www.phoenixcontact.com/au/products/3248030>

Ex data

Rated data (ATEX/IECEX)

Identification	⊕ II 2 GD Ex eb IIC Gb
Operating temperature range	-60 °C ... 110 °C
Ex-certified accessories	3248033 D-MUT 2,5/4 1205053 SZS 0,6X3,5 3022263 CLIPFIX 15
List of bridges	Plug-in bridge / FBS 2-5 / 3030161 Plug-in bridge / FBS 3-5 / 3030174 Plug-in bridge / FBS 4-5 / 3030187 Plug-in bridge / FBS 5-5 / 3030190 Plug-in bridge / FBS 10-5 / 3030213 Plug-in bridge / FBS 20-5 / 3030226
Bridge data	18.5 A (2.5 mm ²)
Ex temperature increase for bridging with bridge	40 K (20.7 A / 2.5 mm ²) 352 V
- At bridging between non-adjacent terminal blocks	220 V
- At bridging between non-adjacent terminal blocks via PE terminal block	220 V
- At cut-to-length bridging with cover	220 V
Rated insulation voltage	320 V
output	(Permanent)

Ex level General

Rated voltage	352 V
Rated current	20.5 A
Maximum load current	25.5 A
Contact resistance	0.33 mΩ

Ex connection data General

Torque range	0.5 Nm ... 0.6 Nm
Nominal cross section	2.5 mm ²
Rated cross section AWG	14
Connection capacity rigid	0.2 mm ² ... 4 mm ²
Connection capacity AWG	24 ... 12
Connection capacity flexible	0.2 mm ² ... 2.5 mm ²
Connection capacity AWG	24 ... 14
2 conductors with same cross section, solid	0.2 mm ² ... 1.5 mm ²
2 conductors with the same cross-section AWG rigid	24 ... 16
2 conductors with same cross section, stranded	0.2 mm ² ... 1.5 mm ²
2 conductors with the same cross-section AWG flexible	24 ... 16

Dimensions

Width	5.2 mm
-------	--------

MUT 2,5 - Mini feed-through terminal block



3248030

<https://www.phoenixcontact.com/au/products/3248030>

End cover width	2.2 mm
Height	29.9 mm
Depth on NS 15	34 mm

Material specifications

Color	gray (RAL 7042)
Flammability rating according to UL 94	V0
Insulating material group	I
Insulating material	PA
Static insulating material application in cold	-60 °C
Temperature index of insulation material (DIN EN 60216-1 (VDE 0304-21))	130 °C
Relative insulation material temperature index (Elec., UL 746 B)	130 °C
Fire protection for rail vehicles (DIN EN 45545-2) R22	HL 1 - HL 3
Fire protection for rail vehicles (DIN EN 45545-2) R23	HL 1 - HL 3
Fire protection for rail vehicles (DIN EN 45545-2) R24	HL 1 - HL 3
Fire protection for rail vehicles (DIN EN 45545-2) R26	HL 1 - HL 3
Calorimetric heat release NFPA 130 (ASTM E 1354)	28 MJ/kg
Surface flammability NFPA 130 (ASTM E 162)	passed
Specific optical density of smoke NFPA 130 (ASTM E 662)	passed
Smoke gas toxicity NFPA 130 (SMP 800C)	passed

Electrical tests

Surge voltage test

Test voltage setpoint	7.3 kV
Result	Test passed

Temperature-rise test

Requirement temperature-rise test	Increase in temperature \leq 45 K
Result	Test passed
	Test passed
Short-time withstand current 2.5 mm ²	0.3 kA
Short-time withstand current 4 mm ²	0.48 kA
Result	Test passed

Power-frequency withstand voltage

Test voltage setpoint	1.89 kV
Result	Test passed

Mechanical properties

Mechanical data

Open side panel	Yes
-----------------	-----

Mechanical tests

MUT 2,5 - Mini feed-through terminal block



3248030

<https://www.phoenixcontact.com/au/products/3248030>

Mechanical strength

Result	Test passed
--------	-------------

Attachment on the carrier

DIN rail/fixing support	NS 15
Test force setpoint	1 N
Result	Test passed

Test for conductor damage and slackening

Rotation speed	10 rpm
Revolutions	135
Conductor cross section/weight	0.2 mm ² / 0.2 kg
	2.5 mm ² / 0.7 kg
	4 mm ² / 0.9 kg
Result	Test passed

Environmental and real-life conditions

Needle-flame test

Time of exposure	30 s
Result	Test passed

Oscillation/broadband noise

Specification	DIN EN 50155 (VDE 0115-200):2008-03
Spectrum	Long life test category 2, bogie-mounted
Frequency	$f_1 = 5 \text{ Hz}$ to $f_2 = 250 \text{ Hz}$
ASD level	6.12 (m/s ²) ² /Hz
Acceleration	3.12g
Test duration per axis	5 h
Test directions	X-, Y- and Z-axis
Result	Test passed

Shocks

Specification	DIN EN 50155 (VDE 0115-200):2008-03
Pulse shape	Half-sine
Acceleration	30g
Shock duration	18 ms
Number of shocks per direction	3
Test directions	X-, Y- and Z-axis (pos. and neg.)
Result	Test passed

Ambient conditions

Ambient temperature (operation)	-60 °C ... 110 °C (Operating temperature range incl. self-heating; for max. short-term operating temperature, see RTI Elec.)
Ambient temperature (storage/transport)	-25 °C ... 60 °C (for a short time, not exceeding 24 h, -60 °C to +70 °C)
Ambient temperature (assembly)	-5 °C ... 70 °C

MUT 2,5 - Mini feed-through terminal block



3248030

<https://www.phoenixcontact.com/au/products/3248030>

Ambient temperature (actuation)	-5 °C ... 70 °C
Permissible humidity (operation)	20 % ... 90 %
Permissible humidity (storage/transport)	30 % ... 70 %

Standards and regulations

Connection in acc. with standard	IEC 60947-7-1
----------------------------------	---------------

Mounting

Mounting type	NS 15
---------------	-------

MUT 2,5 - Mini feed-through terminal block

3248030

<https://www.phoenixcontact.com/au/products/3248030>



Drawings

Circuit diagram



MUT 2,5 - Mini feed-through terminal block




3248030


<https://www.phoenixcontact.com/au/products/3248030>


Approvals

To download certificates, visit the product detail page: <https://www.phoenixcontact.com/au/products/3248030>


 CSA Approval ID: 13631				
	Nominal voltage U_N	Nominal current I_N	Cross section AWG	Cross section mm^2
Use group B	300 V	20 A	26 - 12	-
Use group C	300 V	20 A	26 - 12	-
Use group D	600 V	5 A	26 - 12	-


 IECEE CB Scheme Approval ID: DE1-65791				
--	--	--	--	--

 cULus Recognized Approval ID: E60425				
	Nominal voltage U_N	Nominal current I_N	Cross section AWG	Cross section mm^2
Use group B	300 V	20 A	24 - 12	-
Use group C	300 V	20 A	24 - 12	-

 VDE approval of drawings Approval ID: 40038907				
--	--	--	--	--

DNV Approval ID: TAE00003J4				
---------------------------------------	--	--	--	--

 IECEx Approval ID: IECEx SEV13.0012U				
	Nominal voltage U_N	Nominal current I_N	Cross section AWG	Cross section mm^2
Only flexible conductors	352 V	20.5 A	-	0.2 - 2.5
Only rigid conductors	352 V	20.5 A	-	0.2 - 4

 ATEX Approval ID: SEV13ATEX0178U				
	Nominal voltage U_N	Nominal current I_N	Cross section AWG	Cross section mm^2

MUT 2,5 - Mini feed-through terminal block



3248030

<https://www.phoenixcontact.com/au/products/3248030>

Only flexible conductors	352 V	20.5 A	-	0.2 - 2.5
Only rigid conductors	352 V	20.5 A	-	0.2 - 4



CCC

Approval ID: 2020322313000629



UKCA-EX

Approval ID: CML 22UKEX1226U

MUT 2,5 - Mini feed-through terminal block



3248030

<https://www.phoenixcontact.com/au/products/3248030>

Classifications

ECLASS

ECLASS-13.0

27250101

ETIM

ETIM 9.0

EC000897

UNSPSC

UNSPSC 21.0

39121400

MUT 2,5 - Mini feed-through terminal block



3248030

<https://www.phoenixcontact.com/au/products/3248030>

Environmental product compliance

EU RoHS

Fulfills EU RoHS substance requirements	Yes
Exemption	6(c)

China RoHS

Environment friendly use period (EFUP)	EFUP-50
	An article-related China RoHS declaration table can be found in the download area for the respective article under "Manufacturer declaration". For all articles with EFUP-E, no China RoHS declaration table issued and required.

EU REACH SVHC

REACH candidate substance (CAS No.)	Lead(CAS: 7439-92-1)
SCIP	ec1c4e20-7a1d-431c-88a7-19d9e3b52793

Phoenix Contact 2025 © - all rights reserved

<https://www.phoenixcontact.com>

PHOENIX CONTACT PTY Ltd

Unit 7, 2-8 South Street

Rydalmere NSW 2116

1300 786 411

customerservice@phoenixcontact.com.au