


UT 4-L/HESI (5X20) GY - Fuse modular terminal block



1044423

<https://www.phoenixcontact.com/au/products/1044423>

Please be informed that the data shown in this PDF document is generated from our online catalog. Please find the complete data in the user documentation. Our general terms of use for downloads are valid.



Fuse modular terminal block, fuse type: Glass / ceramics / ..., fuse type: G / 5 x 20, nom. voltage: 250 V, Thermal continuous current I_{th} : 28 A, connection method: Screw connection, Rated cross section: 4 mm², cross section: 0.14 mm²- 6 mm², connection method: Screw connection, Rated cross section: 4 mm², cross section: 0.14 mm²- 6 mm², mounting type: NS 35/7,5, NS 35/15, color: gray

Commercial data

Item number	1044423
Packing unit	50 pc
Minimum order quantity	50 pc
Sales key	BE1136
Product key	BE1136
GTIN	4055626622910
Weight per piece (including packing)	32.1 g
Weight per piece (excluding packing)	32.1 g
Customs tariff number	85369095
Country of origin	PL

UT 4-L/HESI (5X20) GY - Fuse modular terminal block



1044423

<https://www.phoenixcontact.com/au/products/1044423>

Technical data

Notes

General	The current is determined by the fuse used, the voltage by the selected LED. If the fuse is faulty, the downstream circuit will not be disconnected.
---------	---

Product properties

Product type	Fuse terminal block
Number of connections	4
Number of rows	2
Potentials	2

Insulation characteristics

Overvoltage category	III
Degree of pollution	3

Electrical properties

Fuse type	Glass / ceramics / ...
Rated surge voltage	6 kV
Maximum power dissipation for nominal condition	1.02 W
Fuse	G / 5 x 20
Maximum power dissipation	max. 1.6 W (with single arrangement of the fuse terminal block in the event of overload) max. 1.6 W (With interconnected arrangement of several fuse terminal blocks in the event of overload) max. 4 W (with single arrangement of the fuse terminal block in the event of a short-circuit) max. 2.5 W (With interconnected arrangement of several fuse terminal blocks in the event of a short-circuit)

Connection data

Number of connections per level	2
Nominal cross section	4 mm ²

Level 1

Screw thread	M3
Tightening torque	0.6 ... 0.8 Nm
Stripping length	9 mm
Internal cylindrical gage	A4 B3
Connection in acc. with standard	IEC 60947-7-1/IEC 60947-7-3
Conductor cross section rigid	0.14 mm ² ... 6 mm ²
Cross section AWG	26 ... 10 (converted acc. to IEC)
Conductor cross section flexible	0.14 mm ² ... 6 mm ²

UT 4-L/HESI (5X20) GY - Fuse modular terminal block



1044423

<https://www.phoenixcontact.com/au/products/1044423>

Conductor cross section, flexible [AWG]	26 ... 10 (converted acc. to IEC)
Conductor cross-section flexible (ferrule without plastic sleeve)	0.14 mm ² ... 4 mm ²
Flexible conductor cross section (ferrule with plastic sleeve)	0.14 mm ² ... 4 mm ²
2 conductors with same cross section, solid	0.14 mm ² ... 1.5 mm ²
2 conductors with same cross section, flexible	0.14 mm ² ... 1.5 mm ²
2 conductors with same cross section, flexible, with ferrule without plastic sleeve	0.14 mm ² ... 1.5 mm ²
2 conductors with the same cross section, flexible, with TWIN ferrule with plastic sleeve	0.5 mm ² ... 1.5 mm ²
Thermal continuous current I _{th}	28 A
Maximum load current	36 A
Nominal voltage	250 V
Nominal cross section	4 mm ²

Level 2

Screw thread	M3
Tightening torque	0.6 ... 0.8 Nm
Stripping length	9 mm
Connection in acc. with standard	IEC 60947-7-1/IEC 60947-7-3
Conductor cross section rigid	0.14 mm ² ... 6 mm ²
Cross section AWG	26 ... 10 (converted acc. to IEC)
Conductor cross section flexible	0.14 mm ² ... 6 mm ²
Conductor cross section, flexible [AWG]	26 ... 10 (converted acc. to IEC)
Conductor cross-section flexible (ferrule without plastic sleeve)	0.14 mm ² ... 4 mm ²
Flexible conductor cross section (ferrule with plastic sleeve)	0.14 mm ² ... 4 mm ²
2 conductors with same cross section, solid	0.14 mm ² ... 1.5 mm ²
2 conductors with same cross section, flexible	0.14 mm ² ... 1.5 mm ²
2 conductors with same cross section, flexible, with ferrule without plastic sleeve	0.14 mm ² ... 1.5 mm ²
2 conductors with the same cross section, flexible, with TWIN ferrule with plastic sleeve	0.5 mm ² ... 1.5 mm ²
Nominal current	6.3 A
Maximum load current	6.3 A (the current is determined by the fuse used)
Nominal voltage	500 V
Nominal cross section	4 mm ²

Ex data

Rated data (ATEX/IECEx)

Identification	⊕ II 3 G Ex ec IIC Gc
Operating temperature range	-60 °C ... 130 °C
Ex-certified accessories	1205053 SZS 0,6X3,5
	3022276 CLIPFIX 35-5
	3022218 CLIPFIX 35
output	(Permanent)

Ex connection data General

UT 4-L/HESI (5X20) GY - Fuse modular terminal block



1044423

<https://www.phoenixcontact.com/au/products/1044423>

Torque range	0.6 Nm ... 0.8 Nm
Nominal cross section	4 mm ²
Rated cross section AWG	12
Connection capacity rigid	0.14 mm ² ... 6 mm ²
Connection capacity AWG	26 ... 10
Connection capacity flexible	0.14 mm ² ... 6 mm ²
Connection capacity AWG	26 ... 10
2 conductors with same cross section, solid	0.14 mm ² ... 1.5 mm ²
2 conductors with the same cross-section AWG rigid	26 ... 16
2 conductors with same cross section, stranded	0.14 mm ² ... 1.5 mm ²
2 conductors with the same cross-section AWG flexible	26 ... 16
Conductor cross section flexible, with ferrule without plastic sleeve min.	0.14 mm ²
Conductor cross section flexible, with ferrule without plastic sleeve max.	4 mm ²
Single conductor/terminal point, flexible, with ferrule, without plastic sleeve, AWG	26 ... 12
output	(Permanent)

Ex level Level 2

Rated voltage	500 V
Rated current	20 A (4 mm ²)
Maximum load current	20 A (6 mm ²)
Contact resistance	0.6 mΩ
Temperature increase	40 K (20 A/4 mm ²)
output	(Permanent)

Ex level Level 3

Rated voltage	250 V
Rated current	6.3 A (4 mm ²)
Maximum load current	6.3 A (6 mm ²)
Contact resistance	5 mΩ

Dimensions

Width	6.2 mm
Height	92.7 mm
Depth	94.5 mm
Depth on NS 35/7,5	88.9 mm
Depth on NS 35/15	96.4 mm

Material specifications

Color	gray (RAL 7042)
Flammability rating according to UL 94	V0
Insulating material group	I
Insulating material	PA
Static insulating material application in cold	-60 °C

UT 4-L/HESI (5X20) GY - Fuse modular terminal block



1044423

<https://www.phoenixcontact.com/au/products/1044423>

Relative insulation material temperature index (Elec., UL 746 B)	130 °C
Fire protection for rail vehicles (DIN EN 45545-2) R22	HL 1 - HL 3
Fire protection for rail vehicles (DIN EN 45545-2) R23	HL 1 - HL 3
Fire protection for rail vehicles (DIN EN 45545-2) R24	HL 1 - HL 3
Fire protection for rail vehicles (DIN EN 45545-2) R26	HL 1 - HL 3
Surface flammability NFPA 130 (ASTM E 162)	passed
Specific optical density of smoke NFPA 130 (ASTM E 662)	passed
Smoke gas toxicity NFPA 130 (SMP 800C)	passed

Mechanical properties

Mechanical data

Open side panel	No
-----------------	----

Environmental and real-life conditions

Oscillation/broadband noise

Specification	DIN EN 50155 (VDE 0115-200):2008-03
Spectrum	Long life test category 1, class B, body mounted
Frequency	$f_1 = 5 \text{ Hz}$ to $f_2 = 150 \text{ Hz}$
ASD level	$0.964 \text{ (m/s}^2\text{)/Hz}$
Acceleration	0.58g
Test duration per axis	5 h
Test directions	X-, Y- and Z-axis
Result	Test passed

Shocks

Specification	DIN EN 50155 (VDE 0115-200):2008-03
Pulse shape	Half-sine
Acceleration	5g
Shock duration	30 ms
Number of shocks per direction	3
Test directions	X-, Y- and Z-axis (pos. and neg.)
Result	Test passed

Ambient conditions

Ambient temperature (operation)	-60 °C ... 110 °C (Operating temperature range incl. self-heating; for max. short-term operating temperature, see RTI Elec.)
Ambient temperature (storage/transport)	-25 °C ... 60 °C (for a short time, not exceeding 24 h, -60 °C to +70 °C)
Ambient temperature (assembly)	-5 °C ... 70 °C
Ambient temperature (actuation)	-5 °C ... 70 °C
Permissible humidity (operation)	20 % ... 90 %
Permissible humidity (storage/transport)	30 % ... 70 %

Standards and regulations

Connection in acc. with standard	IEC 60947-7-1/IEC 60947-7-3
----------------------------------	-----------------------------

UT 4-L/HESI (5X20) GY - Fuse modular terminal block



1044423

<https://www.phoenixcontact.com/au/products/1044423>

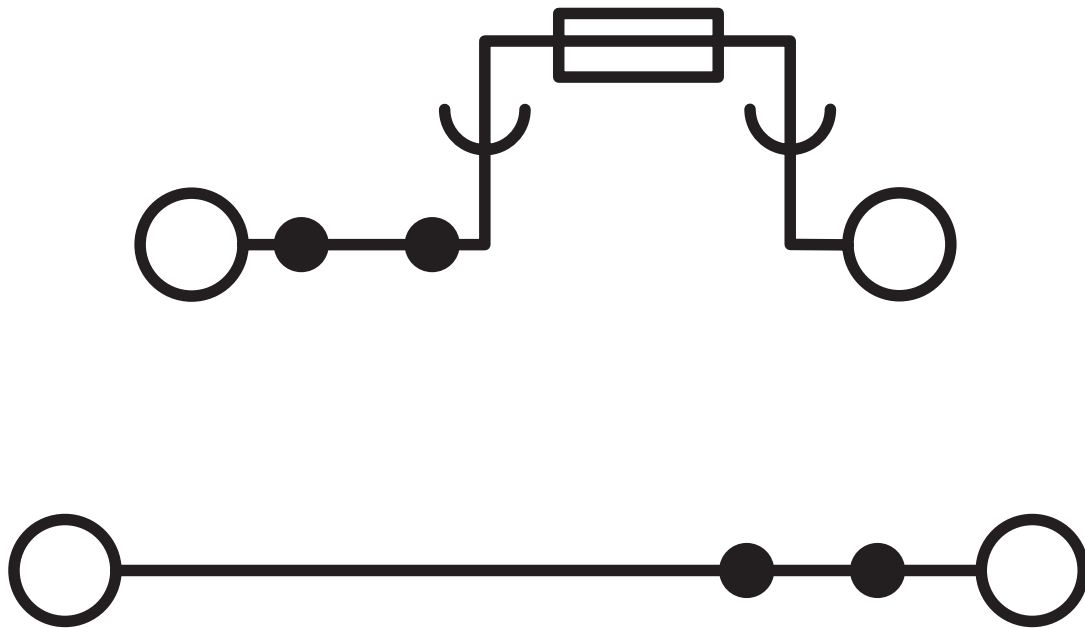
	IEC 60947-7-1/IEC 60947-7-3
--	-----------------------------

Mounting

Mounting type	NS 35/7,5
	NS 35/15

Drawings

Circuit diagram



UT 4-L/HESI (5X20) GY - Fuse modular terminal block





1044423


<https://www.phoenixcontact.com/au/products/1044423>


Approvals


To download certificates, visit the product detail page: <https://www.phoenixcontact.com/au/products/1044423>


 CSA Approval ID: 13631				
	Nominal voltage U_N	Nominal current I_N	Cross section AWG	Cross section mm^2
Use group B				
upper level	300 V	16 A	26 - 10	-
lower level	300 V	20 A	26 - 10	-
Use group C				
upper level	300 V	16 A	26 - 10	-
lower level	300 V	20 A	26 - 10	-


 cULus Recognized Approval ID: E60425				
--	--	--	--	--

 cULus Recognized Approval ID: E60425				
--	--	--	--	--

 cUL Recognized Approval ID: E192998				
	Nominal voltage U_N	Nominal current I_N	Cross section AWG	Cross section mm^2
with cartridge fuse-link	300 V	16 A	26 - 10	26 - 10
middle level	300 V	20 A	26 - 10	26 - 10

 IECEX Approval ID: IECEXKIWA14.0014U				
--	--	--	--	--

 UL Recognized Approval ID: E192998				
	Nominal voltage U_N	Nominal current I_N	Cross section AWG	Cross section mm^2
with cartridge fuse-link	300 V	16 A	26 - 10	-
middle level	300 V	20 A	26 - 10	-

 CCC Approval ID: 2020322313000632				
---	--	--	--	--

 ATEX Approval ID: KIWA14ATEX0025U				
---	--	--	--	--

UT 4-L/HESI (5X20) GY - Fuse modular terminal block



1044423

<https://www.phoenixcontact.com/au/products/1044423>



UKCA-EX

Approval ID: CSAE 21UKEX3606U

UT 4-L/HESI (5X20) GY - Fuse modular terminal block



1044423

<https://www.phoenixcontact.com/au/products/1044423>

Classifications

ECLASS

ECLASS-13.0

27250113

ETIM

ETIM 9.0

EC000899

UNSPSC

UNSPSC 21.0

39121400

UT 4-L/HESI (5X20) GY - Fuse modular terminal block



1044423

<https://www.phoenixcontact.com/au/products/1044423>

Environmental product compliance

EU RoHS

Fulfills EU RoHS substance requirements	Yes
Exemption	6(c)

China RoHS

Environment friendly use period (EFUP)	EFUP-50
	An article-related China RoHS declaration table can be found in the download area for the respective article under "Manufacturer declaration". For all articles with EFUP-E, no China RoHS declaration table issued and required.

EU REACH SVHC

REACH candidate substance (CAS No.)	Lead(CAS: 7439-92-1)
SCIP	420639af-3bbf-4608-8a8e-a77d74745e4d

Phoenix Contact 2025 © - all rights reserved

<https://www.phoenixcontact.com>

PHOENIX CONTACT PTY Ltd

Unit 7, 2-8 South Street

Rydalmere NSW 2116

1300 786 411

customerservice@phoenixcontact.com.au