

# SACC-M12FS-5CON-PG11-M PWR - Power connector



1404418

<https://www.phoenixcontact.com/au/products/1404418>

Please be informed that the data shown in this PDF document is generated from our online catalog. Please find the complete data in the user documentation. Our general terms of use for downloads are valid.



Power connector, 5-position, Socket straight M12, coding: A, Screw connection, knurl material: Zinc die-cast, nickel-plated, cable gland Pg11, external cable diameter 8 mm ... 10 mm

## Your advantages

- Safe use in the field, thanks to a high degree of protection
- Screw connection: proven connection technology for a large selection of different conductors

## Commercial data

Item number	1404418
Packing unit	1 pc
Minimum order quantity	1 pc
Sales key	AF2CAA
Product key	AF2CAA
Catalog page	Page 22 (C-2-2019)
GTIN	4046356694506
Weight per piece (including packing)	28.64 g
Weight per piece (excluding packing)	28.64 g
Customs tariff number	85366990
Country of origin	DE

## Technical data

### Notes

General	Strip 22 mm off the cable sheath, shorten conductor for the fifth position by 10 mm. Strip 7 mm off the conductor insulation, crimp the ferrule, then shorten this to 5 mm. Length of conductors with shortened ferrule: 20 mm. Connect conductors and tighten the mounting screws with 0.2 Nm.
Assembly note	<b>NOTE:</b> Observe the permissible bending radii when routing cables, since the degree of protection may be at risk if the bending forces are too high. Reduce mechanical loads upstream of the connector, e.g., by using cable ties.

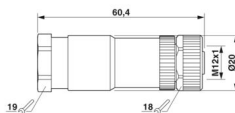
### Product properties

Product type	Circular connector (cable-side)
Application	Power supply
Number of positions	5
No. of cable outlets	1
Shielded	no
Coding	A
Cable outlet	straight
Pg screw connection	Pg11

### Insulation characteristics

Overvoltage category	II
Degree of pollution	3

### Dimensions

Dimensional drawing	
Length	60.4 mm

### External dimensions

Outside diameter	8 mm ... 10 mm
------------------	----------------

### Housing

Diameter housing	20 mm
------------------	-------

### Material specifications

Flammability rating according to UL 94	V0
Seal material	Viton
	NBR
Material of grip body	PA
Contact material	CuZn

# SACC-M12FS-5CON-PG11-M PWR - Power connector



1404418

<https://www.phoenixcontact.com/au/products/1404418>

Contact surface material	Ni/Au
Contact carrier material	PA
Material for screw connection	Zinc die-cast, nickel-plated

## Connection data

### Conductor connection

Connection method	Screw connection
Connection cross section	0.75 mm <sup>2</sup> ... 1.5 mm <sup>2</sup> (without ferrule)
	0.75 mm <sup>2</sup> ... 1.5 mm <sup>2</sup> (with ferrule)
	0.75 mm <sup>2</sup> ... 1.5 mm <sup>2</sup> (solid)
Connection cross section AWG	18 ... 16 (without ferrule)
	16 ... 18 (with ferrule)
Stripping length of the individual wire	5 mm
Tightening torque	0.4 Nm (M12 knurl)
	1.5 Nm ... 2 Nm (Pressure screw with sleeve housing)
	0.4 Nm (Screw plug insert with sleeve housing as far it will go)
	0.2 Nm (Screw terminal blocks)

## Electrical properties

Rated surge voltage	1.5 kV
Contact resistance	≤ 3 mΩ
Insulation resistance	> 10 GΩ
Nominal voltage U <sub>N</sub>	48 V AC
	60 V DC
Nominal current I <sub>N</sub>	8 A (Contact 5: 2 A)
	when using 1.5 mm <sup>2</sup> conductors

## Mechanical properties

### Mechanical data

Insertion/withdrawal cycles	≥ 100
-----------------------------	-------

## Connector

### Connection 1

Head design	Socket
Head cable outlet	straight
Head thread type	M12
Coding	A

## Cable/line

Stripping length of the individual wire	5 mm
---	------

## Environmental and real-life conditions

### Ambient conditions

# SACC-M12FS-5CON-PG11-M PWR - Power connector



1404418

<https://www.phoenixcontact.com/au/products/1404418>

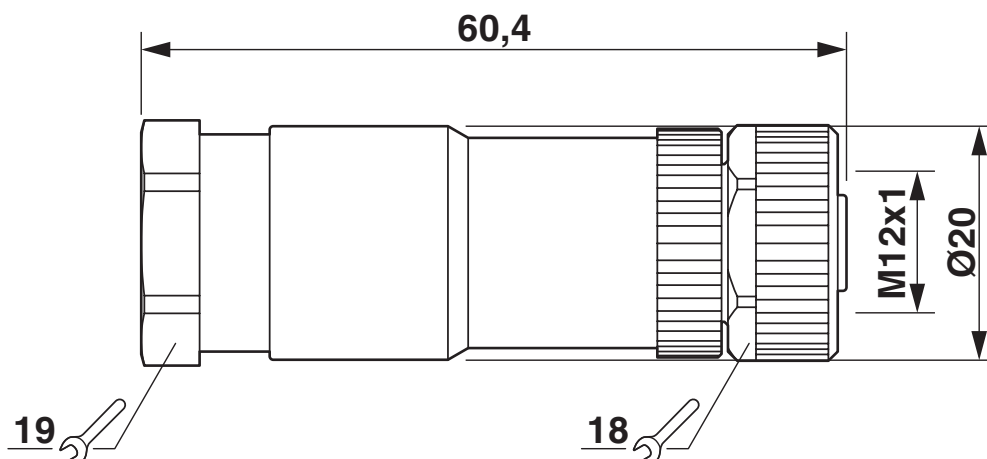
Degree of protection	IP67
Ambient temperature (operation) (male connector/female connector)	-40 °C ... 85 °C (Plug / socket)

## Standards and regulations

Standard designation	M12 connector
Standards/specifications	IEC 61076-2-101

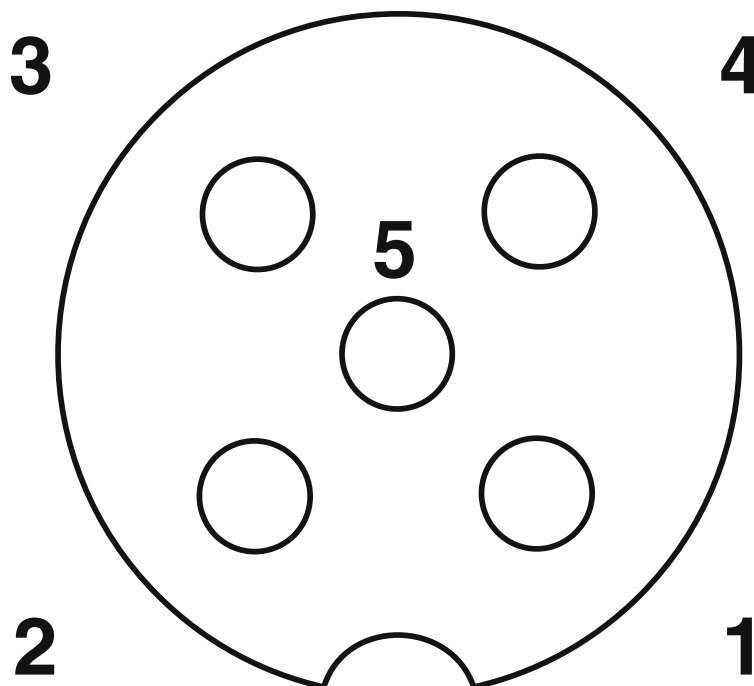
## Drawings

Dimensional drawing



M12 x 1 socket, straight

Schematic diagram



Pin assignment M12 socket, 5-pos., A-coded, socket side view

# SACC-M12FS-5CON-PG11-M PWR - Power connector





1404418

<https://www.phoenixcontact.com/au/products/1404418>

## Approvals

To download certificates, visit the product detail page: <https://www.phoenixcontact.com/au/products/1404418>

	<b>cUL Recognized</b>			
	Approval ID: FILE E 221474			
		Nominal voltage $U_N$	Nominal current $I_N$	Cross section AWG
		60 V	4 A	-
				Cross section mm <sup>2</sup>
				-

	<b>UL Recognized</b>			
	Approval ID: FILE E 221474			
		Nominal voltage $U_N$	Nominal current $I_N$	Cross section AWG
		60 V	4 A	-
				Cross section mm <sup>2</sup>
				-

# SACC-M12FS-5CON-PG11-M PWR - Power connector



1404418

<https://www.phoenixcontact.com/au/products/1404418>

## Classifications

### ECLASS

ECLASS-13.0	27440116
-------------	----------

### ETIM

ETIM 9.0	EC002635
----------	----------

### UNSPSC

UNSPSC 21.0	39121400
-------------	----------

## Environmental product compliance

## EU RoHS

Fulfills EU RoHS substance requirements	Yes
Exemption	6(c)

## China RoHS

Environment friendly use period (EFUP)	EFUP-50
	An article-related China RoHS declaration table can be found in the download area for the respective article under "Manufacturer declaration". For all articles with EFUP-E, no China RoHS declaration table issued and required.

## EU REACH SVHC

REACH candidate substance (CAS No.)	Lead(CAS: 7439-92-1)
SCIP	9dad439b-4063-4dbd-8d15-f5c844a1d3b8