

SACC-MCI-M12MS-4CON - Contact carrier



1440931

<https://www.phoenixcontact.com/au/products/1440931>

Please be informed that the data shown in this PDF document is generated from our online catalog. Please find the complete data in the user documentation. Our general terms of use for downloads are valid.



Contact carrier, 4-position, Pin, straight, M12, coding: A, Front mounting/square flange, Crimp connection, 0.34 mm²

Your advantages

- Convenient field assembly: device connectors for fast on-site mounting
- Contact carriers that are designed for assembly or available with preassembled litz wires
- Standard pin assignments for signal and power transmission with a uniform design-in design

Commercial data

| | |
|--------------------------------------|--------------------|
| Item number | 1440931 |
| Packing unit | 10 pc |
| Minimum order quantity | 10 pc |
| Sales key | ABQCED |
| Product key | ABQCED |
| Catalog page | Page 45 (C-2-2019) |
| GTIN | 4046356533775 |
| Weight per piece (including packing) | 2.41 g |
| Weight per piece (excluding packing) | 0.725 g |
| Customs tariff number | 85366990 |
| Country of origin | DE |

Technical data

Notes

| | |
|--------------------|----------------------------------------------------------------------------------------------------------------------------------------------------------------------------------------------------------------------------------------------------------------------------------------------------------------------------------------------------|
| Notes on operation | The electrical and mechanical data specified assume that the connector pair is correctly locked and mounted. If the connector is unlocked and if there is a danger of contamination, the connector must be sealed using a protective cap > IP54. Influences arising from litz wires, cables or PCB assembly must also be taken into consideration. |
|--------------------|----------------------------------------------------------------------------------------------------------------------------------------------------------------------------------------------------------------------------------------------------------------------------------------------------------------------------------------------------|

Safety note

| | |
|-------------|----------------------------------------------------------------------------------------------------------------------------------------------------------------------------------------------------------------------------------------------------------------------------------------------------------------------------------------------------------------------------------------------------------------------------------------------------------------------------------------------------------------------------------------------------------------------------------------------------------------------------------------------------------------------------------------------------------------------------------------------------------------------------------------------------------------------------------------------------------------------------------------------------------------------------------------------------------------------------------------------------------------------------------------------------------------------------------------------------------------------------------------------------------------------------------------------------------------------------------------------------------------------------------------------------------------------------------------------------------------------------------------------------------------------------------------------------------------------------------------------------------------------------------------------------------------------------------------------------------------------------------------------------------------------------------------------------------------------------------------------------------------------------------------------------------------------------------------------------------------------------------------------------------------------------------------------------------------------------------------------------------------------------------------------------------------------------------------------------------------------------------------------------------------------------------------------------------------------------------------------------------------------------------------------------------------------------------------------------------------------------------------------------------------------------------------------------------------------------------------------------------------------------------------------------------------------------------------|
| Safety note | <p>WARNING: The connectors may not be plugged in or disconnected under load. Ignoring the warning or improper use may damage persons and/or property.</p> <ul style="list-style-type: none"> • WARNING: Commission properly functioning products only. The products must be regularly inspected for damage. Decommission defective products immediately. Replace damaged products. Repairs are not possible. • WARNING: Only electrically qualified personnel may install and operate the product. They must observe the following safety notes. The qualified personnel must be familiar with the basics of electrical engineering. They must be able to recognize and prevent danger. The relevant symbol on the packaging indicates that only personnel familiar with electrical engineering are allowed to install and operate the product. • The products are suitable for applications in plant, controller, and electrical device engineering. • When operating the connectors in outdoor applications, they must be separately protected against environmental influences. • Assembled products may not be manipulated or improperly opened. • Only use mating connectors that are specified in the technical data of the standards listed (e.g. the ones listed in the product accessories online at phoenixcontact.com/products). • When using the product in direct connection with third-party manufacturers, the user is responsible. • For operating voltages > 50 V AC, conductive connector housings must be grounded • Ensure that when laying the cable, the tensile load on the connectors does not exceed the upper limit specified in the standards. • Observe the corresponding technical data. You will find information: <ul style="list-style-type: none"> o On the product o On the packing label o In the supplied documentation o Online at phoenixcontact.com/products under the product • Only use tools recommended by Phoenix Contact • Use a protective cap to protect connectors that are not in use. The suitable accessories are available online in the accessory section of the product at phoenixcontact.com/products • Ensure that the protective or functional ground has been properly connected. |
|-------------|----------------------------------------------------------------------------------------------------------------------------------------------------------------------------------------------------------------------------------------------------------------------------------------------------------------------------------------------------------------------------------------------------------------------------------------------------------------------------------------------------------------------------------------------------------------------------------------------------------------------------------------------------------------------------------------------------------------------------------------------------------------------------------------------------------------------------------------------------------------------------------------------------------------------------------------------------------------------------------------------------------------------------------------------------------------------------------------------------------------------------------------------------------------------------------------------------------------------------------------------------------------------------------------------------------------------------------------------------------------------------------------------------------------------------------------------------------------------------------------------------------------------------------------------------------------------------------------------------------------------------------------------------------------------------------------------------------------------------------------------------------------------------------------------------------------------------------------------------------------------------------------------------------------------------------------------------------------------------------------------------------------------------------------------------------------------------------------------------------------------------------------------------------------------------------------------------------------------------------------------------------------------------------------------------------------------------------------------------------------------------------------------------------------------------------------------------------------------------------------------------------------------------------------------------------------------------------------|

SACC-MCI-M12MS-4CON - Contact carrier



1440931

<https://www.phoenixcontact.com/au/products/1440931>

- VDE 0100/1.97 § 411.1.3.2 and DIN EN 60 204/11.98 § 14.1.3 are applicable when combining several circuits in a cable and/or connector
- The connector warms up in normal operation. Depending on the ambient conditions, the surface of the connector can continue to warm up. In this case, the user is responsible for posting warnings (e.g. DIN EN ISO 13732-1:2008-12).

Product properties

| | |
|----------------------|----------------|
| Product type | Contact insert |
| Number of positions | 4 |
| No. of cable outlets | 1 |
| Seal present | no |
| Shielded | no |
| Coding | A |
| Thread type | M12 |

Insulation characteristics

| | |
|----------------------|----|
| Overvoltage category | II |
| Degree of pollution | 3 |

Electrical properties

| | |
|-----------------------|----------------------------|
| Rated surge voltage | 2.5 kV |
| Contact resistance | $\leq 3 \text{ m}\Omega$ |
| Insulation resistance | $\geq 100 \text{ M}\Omega$ |
| Nominal voltage U_N | 250 V |
| Nominal current I_N | 4 A |

Connection data

| | |
|-------------------|------------------|
| Connection method | Crimp connection |
|-------------------|------------------|

Signaling

| | |
|------------------------|----|
| Status display | no |
| Status display present | no |

Material specifications

| | |
|----------------------------------------|--------|
| Flammability rating according to UL 94 | V0 |
| Contact material | CuZn |
| Contact surface material | Au |
| Contact carrier material | PA 6.6 |

Connector

Connection 1

| | |
|-------------------|----------|
| Head design | Pin |
| Head cable outlet | straight |
| Head thread type | M12 |

SACC-MCI-M12MS-4CON - Contact carrier



1440931

<https://www.phoenixcontact.com/au/products/1440931>

| | |
|--------|---|
| Coding | A |
|--------|---|

Cable/line

| | |
|---------------------|----------|
| Cable cross section | 0.34 mm² |
|---------------------|----------|

Mechanical properties

Mechanical data

| | |
|-----------------------------|-------|
| Insertion/withdrawal cycles | > 100 |
|-----------------------------|-------|

Environmental and real-life conditions

Ambient conditions

| | |
|-------------------------------------------------------------------|-------------------------------------------------|
| Degree of protection | IP67 |
| | IP67 |
| Ambient temperature (operation) (male connector/female connector) | -25 °C ... 85 °C (Plug / socket) |
| Ambient temperature (operation) (fixed installation) | -40 °C ... 85 °C (without mechanical actuation) |
| UL Type Rating | Type 4 (indoor use only) |

Standards and regulations

| | |
|--------------------------|------------------------------|
| Standard designation | M12 circular connector |
| Standards/specifications | according to IEC 61076-2-101 |

Mounting

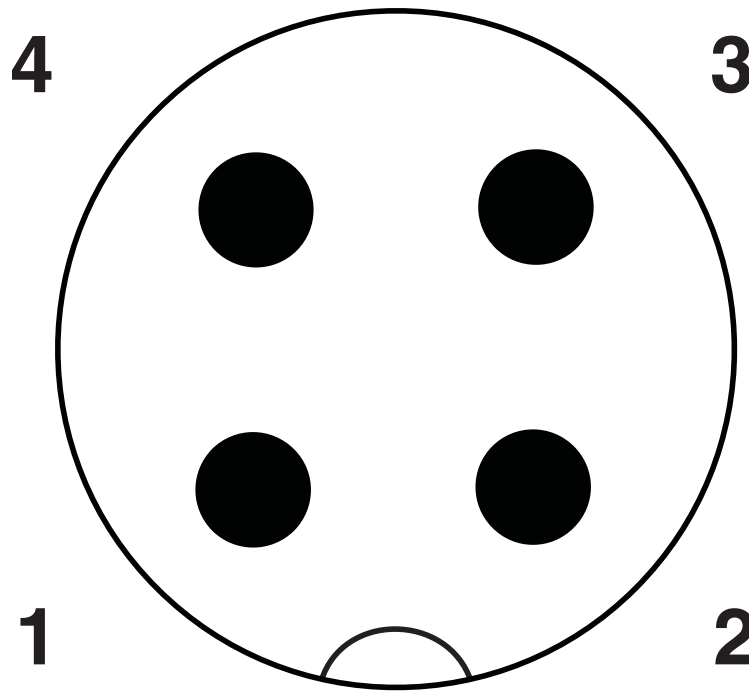
| | |
|---------------|------------------------------------------------|
| Mounting type | Front mounting/square flange 25 mm side length |
| Assembly note | 25 mm side length |

1440931

<https://www.phoenixcontact.com/au/products/1440931>

Drawings

Schematic diagram

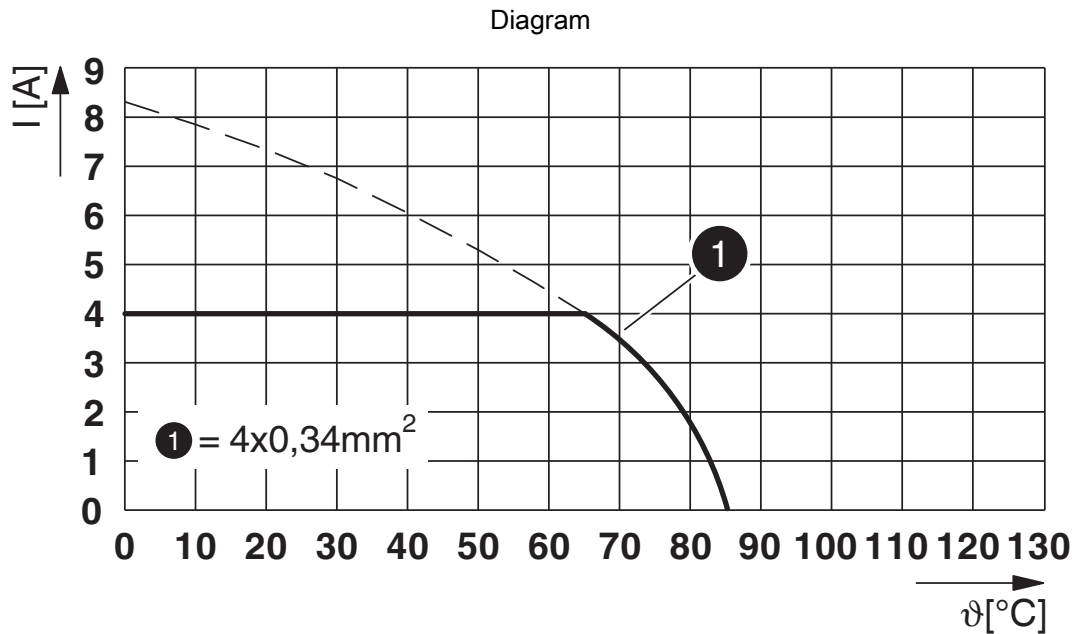


Pin assignment M12 plug, 4-pos., A-coded, view plug side

SACC-MCI-M12MS-4CON - Contact carrier




1440931
<https://www.phoenixcontact.com/au/products/1440931>



I = current strength, T = ambient temperature

Circuit diagram



Contact assignment of the M12 plug

SACC-MCI-M12MS-4CON - Contact carrier



1440931

<https://www.phoenixcontact.com/au/products/1440931>

Classifications

ECLASS

| | |
|-------------|----------|
| ECLASS-13.0 | 27440223 |
|-------------|----------|

ETIM

| | |
|----------|----------|
| ETIM 9.0 | EC003557 |
|----------|----------|

UNSPSC

| | |
|-------------|----------|
| UNSPSC 21.0 | 39121400 |
|-------------|----------|

SACC-MCI-M12MS-4CON - Contact carrier



1440931

<https://www.phoenixcontact.com/au/products/1440931>

Environmental product compliance

EU RoHS

| | |
|-----------------------------------------|--------------------|
| Fulfills EU RoHS substance requirements | Yes, No exemptions |
|-----------------------------------------|--------------------|

China RoHS

| | |
|----------------------------------------|------------------------------------------|
| Environment friendly use period (EFUP) | EFUP-E |
| | No hazardous substances above the limits |

EU REACH SVHC

| | |
|-------------------------------------|----------------------------|
| REACH candidate substance (CAS No.) | No substance above 0.1 wt% |
|-------------------------------------|----------------------------|

Phoenix Contact 2025 © - all rights reserved

<https://www.phoenixcontact.com>

PHOENIX CONTACT PTY Ltd

Unit 7, 2-8 South Street

Rydalmere NSW 2116

1300 786 411

customerservice@phoenixcontact.com.au