

# PT 2,5-DIO/L-R - Component terminal block



3210224

<https://www.phoenixcontact.com/au/products/3210224>

Please be informed that the data shown in this PDF document is generated from our online catalog. Please find the complete data in the user documentation. Our general terms of use for downloads are valid.



Component terminal block, The max. current is determined by the diode. Installed: Diode 1N 4007, reverse voltage: 1300 V, maximum continuous current: 0.5 A., with integrated 1N4007 diode, nominal current: 0.5 A, connection method: Push-in connection, Rated cross section: 2.5 mm<sup>2</sup>, cross section: 0.14 mm<sup>2</sup> - 4 mm<sup>2</sup>, mounting: NS 35/7,5, NS 35/15, color: gray

## Your advantages

- The Push-in connection terminal blocks are characterized by the system features of the CLIPLINE complete system and by easy and tool-free wiring of conductors with ferrules or solid conductors
- The compact design and front connection enable wiring in a confined space
- In addition to the testing option in the double function shaft, all terminal blocks provide an additional test pick-off

## Commercial data

Item number	3210224
Packing unit	50 pc
Minimum order quantity	50 pc
Sales key	BE2272
Product key	BE2272
Catalog page	Page 81 (C-1-2019)
GTIN	4046356334532
Weight per piece (including packing)	6.742 g
Weight per piece (excluding packing)	6.742 g
Customs tariff number	85369010
Country of origin	PL

# PT 2,5-DIO/L-R - Component terminal block



3210224

<https://www.phoenixcontact.com/au/products/3210224>

## Technical data

### Notes

General	The max. current is determined by the diode. Installed: Diode 1N 4007, reverse voltage: 1300 V, maximum continuous current: 0.5 A.
---------	--

### Product properties

Product type	Component terminal block
Number of connections	2
Number of rows	1
Potentials	1

### Insulation characteristics

Overvoltage category	III
Degree of pollution	3

### Electrical properties

Rated insulation voltage	800 V
Rated surge voltage	8 kV

### Connection data

Number of connections per level	2
Nominal cross section	2.5 mm <sup>2</sup>
Stripping length	8 mm ... 10 mm
Internal cylindrical gage	A3
Conductor cross section rigid	0.14 mm <sup>2</sup> ... 4 mm <sup>2</sup>
Cross section AWG	26 ... 12 (converted acc. to IEC)
Conductor cross section flexible	0.14 mm <sup>2</sup> ... 4 mm <sup>2</sup>
Conductor cross section, flexible [AWG]	26 ... 12 (converted acc. to IEC)
Conductor cross-section flexible (ferrule without plastic sleeve)	0.14 mm <sup>2</sup> ... 2.5 mm <sup>2</sup>
Flexible conductor cross section (ferrule with plastic sleeve)	0.14 mm <sup>2</sup> ... 2.5 mm <sup>2</sup>
2 conductors with the same cross section, flexible, with TWIN ferrule with plastic sleeve	0.5 mm <sup>2</sup>
Nominal current	0.5 A
Maximum load current	0.5 A
Nominal cross section	2.5 mm <sup>2</sup>
Component type	Diode 1N4007
Reverse voltage	1300 V

### Connection cross sections directly pluggable

Conductor cross section rigid	0.34 mm <sup>2</sup> ... 4 mm <sup>2</sup>
Conductor cross-section flexible (ferrule without plastic sleeve)	0.5 mm <sup>2</sup> ... 2.5 mm <sup>2</sup>
Flexible conductor cross section (ferrule with plastic sleeve)	0.34 mm <sup>2</sup> ... 2.5 mm <sup>2</sup>

# PT 2,5-DIO/L-R - Component terminal block



3210224

<https://www.phoenixcontact.com/au/products/3210224>

## Dimensions

Width	5.2 mm
End cover width	2.2 mm
Height	48.5 mm
Depth on NS 35/7,5	36.5 mm
Depth on NS 35/15	44 mm

## Material specifications

Color	gray (RAL 7042)
Flammability rating according to UL 94	V0
Insulating material group	I
Insulating material	PA
Static insulating material application in cold	-60 °C
Relative insulation material temperature index (Elec., UL 746 B)	130 °C
Fire protection for rail vehicles (DIN EN 45545-2) R22	HL 1 - HL 3
Fire protection for rail vehicles (DIN EN 45545-2) R23	HL 1 - HL 3
Fire protection for rail vehicles (DIN EN 45545-2) R24	HL 1 - HL 3
Fire protection for rail vehicles (DIN EN 45545-2) R26	HL 1 - HL 3
Surface flammability NFPA 130 (ASTM E 162)	passed
Specific optical density of smoke NFPA 130 (ASTM E 662)	passed
Smoke gas toxicity NFPA 130 (SMP 800C)	passed

## Electrical tests

### Surge voltage test

Test voltage setpoint	9.8 kV
Result	Test passed

### Power-frequency withstand voltage

Test voltage setpoint	2 kV
Result	Test passed

## Mechanical properties

### Mechanical data

Open side panel	Yes
-----------------	-----

## Mechanical tests

### Mechanical strength

Result	Test passed
--------	-------------

### Attachment on the carrier

Result	Test passed
--------	-------------

### Test for conductor damage and slackening

Rotation speed	10 rpm
----------------	--------

# PT 2,5-DIO/L-R - Component terminal block



3210224

<https://www.phoenixcontact.com/au/products/3210224>

Revolutions	135
Conductor cross section/weight	0.14 mm <sup>2</sup> / 0.2 kg
	2.5 mm <sup>2</sup> / 0.7 kg
	4 mm <sup>2</sup> / 0.9 kg
Result	Test passed

## Environmental and real-life conditions

### Oscillation/broadband noise

Specification	DIN EN 50155 (VDE 0115-200):2022-06
Spectrum	Long life test category 2, bogie-mounted
Frequency	$f_1 = 5 \text{ Hz}$ to $f_2 = 250 \text{ Hz}$
ASD level	6.12 (m/s <sup>2</sup> ) <sup>2</sup> /Hz
Acceleration	3.12g
Test duration per axis	5 h
Test directions	X-, Y- and Z-axis
Result	Test passed

### Shocks

Specification	DIN EN 50155 (VDE 0115-200):2022-06
Pulse shape	Half-sine
Acceleration	30g
Shock duration	18 ms
Number of shocks per direction	3
Test directions	X-, Y- and Z-axis (pos. and neg.)
Result	Test passed

### Ambient conditions

Ambient temperature (operation)	-60 °C ... 110 °C (Operating temperature range incl. self-heating; for max. short-term operating temperature, see RTI Elec.)
Ambient temperature (storage/transport)	-25 °C ... 60 °C (for a short time, not exceeding 24 h, -60 °C to +70 °C)
Ambient temperature (assembly)	-5 °C ... 70 °C
Ambient temperature (actuation)	-5 °C ... 70 °C
Permissible humidity (operation)	20 % ... 90 %
Permissible humidity (storage/transport)	30 % ... 70 %

## Mounting

Mounting type	NS 35/7,5
	NS 35/15

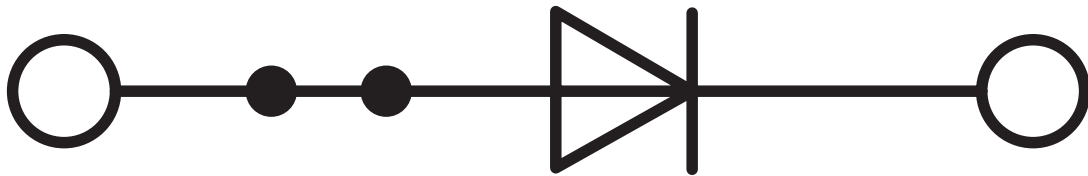
# PT 2,5-DIO/L-R - Component terminal block

3210224

<https://www.phoenixcontact.com/au/products/3210224>

## Drawings

Circuit diagram



# PT 2,5-DIO/L-R - Component terminal block





3210224


<https://www.phoenixcontact.com/au/products/3210224>

## Approvals

To download certificates, visit the product detail page: <https://www.phoenixcontact.com/au/products/3210224>

 <b>CSA</b> Approval ID: 2030668				
	Nominal voltage $U_N$	Nominal current $I_N$	Cross section AWG	Cross section $\text{mm}^2$
Use group B	300 V	0.5 A	26 - 12	-
Use group C	300 V	0.5 A	26 - 12	-

 <b>EAC</b> Approval ID: RU C-DE.BL08.B.00644				
---	--	--	--	--

 <b>cULus Recognized</b> Approval ID: E60425				
	Nominal voltage $U_N$	Nominal current $I_N$	Cross section AWG	Cross section $\text{mm}^2$
Use group B	300 V	20 A	26 - 12	-
Current determined by the diode	300 V	0.5 A	26 - 12	-
Use group C	300 V	20 A	26 - 12	-
Current determined by the diode	300 V	0.5 A	26 - 12	-

# PT 2,5-DIO/L-R - Component terminal block



3210224

<https://www.phoenixcontact.com/au/products/3210224>

## Classifications

### ECLASS

ECLASS-13.0

27250114

### ETIM

ETIM 9.0

EC000903

### UNSPSC

UNSPSC 21.0

39121400

# PT 2,5-DIO/L-R - Component terminal block



3210224

<https://www.phoenixcontact.com/au/products/3210224>

## Environmental product compliance

### EU RoHS

Fulfills EU RoHS substance requirements	Yes
Exemption	7(a)

### China RoHS

Environment friendly use period (EFUP)	EFUP-50
	An article-related China RoHS declaration table can be found in the download area for the respective article under "Manufacturer declaration". For all articles with EFUP-E, no China RoHS declaration table issued and required.

### EU REACH SVHC

REACH candidate substance (CAS No.)	Lead(CAS: 7439-92-1)
SCIP	696b935f-39d2-4df2-9ea5-89cf774a87cc

Phoenix Contact 2025 © - all rights reserved

<https://www.phoenixcontact.com>

PHOENIX CONTACT PTY Ltd

Unit 7, 2-8 South Street

Rydalmere NSW 2116

1300 786 411

[customerservice@phoenixcontact.com.au](mailto:customerservice@phoenixcontact.com.au)