

# PTIO 1,5/S/3-LED 24 RD - Initiator/actuator terminal block



3244423

<https://www.phoenixcontact.com/au/products/3244423>

Please be informed that the data shown in this PDF document is generated from our online catalog. Please find the complete data in the user documentation. Our general terms of use for downloads are valid.



Initiator/actuator terminal block, with red light indicator, nom. voltage: 250 V, nominal current: 13.5 A, number of connections: 4, connection method: Push-in connection, Rated cross section: 1.5 mm<sup>2</sup>, cross section: 0.14 mm<sup>2</sup> - 1.5 mm<sup>2</sup>, mounting type: NS 35/7,5, NS 35/15, color: gray

## Your advantages

- The compact design and front connection enable wiring in a confined space
- The Push-in connection terminal blocks are characterized by the system features of the CLIPLINE complete system and by easy and tool-free wiring of conductors with ferrules or solid conductors

## Commercial data

Item number	3244423
Packing unit	50 pc
Minimum order quantity	50 pc
Sales key	BE2217
Product key	BE2217
Catalog page	Page 41 (C-1-2019)
GTIN	4046356735346
Weight per piece (including packing)	7.28 g
Weight per piece (excluding packing)	6.62 g
Customs tariff number	85369010
Country of origin	PL

# PTIO 1,5/S/3-LED 24 RD - Initiator/actuator terminal block



3244423

<https://www.phoenixcontact.com/au/products/3244423>

## Technical data

### Notes

#### General

Note	Current and voltage are determined by the resistance and the light indicator.
------	---

### Product properties

Product type	Sensor/actuator terminal block
Number of connections	4
Number of rows	3
Potentials	3

#### Insulation characteristics

Overvoltage category	III
Degree of pollution	3

### Electrical properties

Rated surge voltage	4 kV
LED voltage range	15 V AC/DC ... 30 V AC/DC
LED current range	0.31 mA ... 0.95 mA

### Input data

LED voltage range	15 V AC/DC ... 30 V AC/DC
-------------------	---------------------------

### Connection data

Number of connections per level	2
Nominal cross section	1.5 mm <sup>2</sup>
Stripping length	8 mm ... 10 mm
Internal cylindrical gage	A1 / B1
Connection in acc. with standard	IEC 60947-7-1
Conductor cross section rigid	0.14 mm <sup>2</sup> ... 1.5 mm <sup>2</sup>
Cross section AWG	26 ... 16 (converted acc. to IEC)
Conductor cross section flexible	0.14 mm <sup>2</sup> ... 1.5 mm <sup>2</sup>
Conductor cross section, flexible [AWG]	26 ... 16 (converted acc. to IEC)
Conductor cross-section flexible (ferrule without plastic sleeve)	0.14 mm <sup>2</sup> ... 1.5 mm <sup>2</sup>
Flexible conductor cross section (ferrule with plastic sleeve)	0.14 mm <sup>2</sup> ... 1 mm <sup>2</sup> Using the AI-S 1-8 TQ ferrule, Item No. 1200293, is recommended
Nominal current	13.5 A
Maximum load current	13.5 A
Nominal voltage	250 V
Nominal cross section	1.5 mm <sup>2</sup>

#### Connection cross sections directly pluggable

Conductor cross section rigid	0.25 mm <sup>2</sup> ... 1.5 mm <sup>2</sup>
-------------------------------	--

# PTIO 1,5/S/3-LED 24 RD - Initiator/actuator terminal block



3244423

<https://www.phoenixcontact.com/au/products/3244423>

Conductor cross-section flexible (ferrule without plastic sleeve)	0.34 mm <sup>2</sup> ... 1.5 mm <sup>2</sup>
Flexible conductor cross section (ferrule with plastic sleeve)	0.34 mm <sup>2</sup> ... 1 mm <sup>2</sup>

## Dimensions

Width	3.5 mm
End cover width	2.2 mm
Height	74.4 mm
Depth on NS 35/7,5	41.5 mm
Depth on NS 35/15	49 mm

## Material specifications

Color	gray (RAL 7042)
Flammability rating according to UL 94	V0
Insulating material group	I
Insulating material	PA
Static insulating material application in cold	-60 °C
Temperature index of insulation material (DIN EN 60216-1 (VDE 0304-21))	130 °C
Relative insulation material temperature index (Elec., UL 746 B)	130 °C
Fire protection for rail vehicles (DIN EN 45545-2) R22	HL 1 - HL 3
Fire protection for rail vehicles (DIN EN 45545-2) R23	HL 1 - HL 3
Fire protection for rail vehicles (DIN EN 45545-2) R24	HL 1 - HL 3
Fire protection for rail vehicles (DIN EN 45545-2) R26	HL 1 - HL 3
Calorimetric heat release NFPA 130 (ASTM E 1354)	28 MJ/kg
Surface flammability NFPA 130 (ASTM E 162)	passed
Specific optical density of smoke NFPA 130 (ASTM E 662)	passed
Smoke gas toxicity NFPA 130 (SMP 800C)	passed

## Electrical tests

### Surge voltage test

Test voltage setpoint	4.8 kV
Result	Test passed
Short-time withstand current 1.5 mm <sup>2</sup>	0.18 kA
Result	Test passed

### Power-frequency withstand voltage

Test voltage setpoint	1.5 kV
Result	Test passed

## Mechanical properties

### Mechanical data

Open side panel	Yes
-----------------	-----

## Mechanical tests

# PTIO 1,5/S/3-LED 24 RD - Initiator/actuator terminal block



3244423

<https://www.phoenixcontact.com/au/products/3244423>

## Mechanical strength

Result	Test passed
--------	-------------

## Attachment on the carrier

DIN rail/fixing support	NS 35
Test force setpoint	1 N
Result	Test passed

## Test for conductor damage and slackening

Rotation speed	10 rpm
Revolutions	135
Conductor cross section/weight	0.14 mm <sup>2</sup> / 0.2 kg 1.5 mm <sup>2</sup> / 0.4 kg
Result	Test passed

## Environmental and real-life conditions

### Aging

Temperature cycles	192
Result	Test passed

### Needle-flame test

Time of exposure	30 s
Result	Test passed

### Oscillation/broadband noise

Specification	DIN EN 50155 (VDE 0115-200):2008-03
Spectrum	Long life test category 2, bogie-mounted
Frequency	$f_1 = 5 \text{ Hz}$ to $f_2 = 250 \text{ Hz}$
ASD level	6.12 (m/s <sup>2</sup> ) <sup>2</sup> /Hz
Acceleration	3.12g
Test duration per axis	5 h
Test directions	X-, Y- and Z-axis
Result	Test passed

### Shocks

Specification	DIN EN 50155 (VDE 0115-200):2008-03
Pulse shape	Half-sine
Acceleration	30g
Shock duration	18 ms
Number of shocks per direction	3
Test directions	X-, Y- and Z-axis (pos. and neg.)
Result	Test passed

### Ambient conditions

Ambient temperature (operation)	-60 °C ... 110 °C (Operating temperature range incl. self-heating; for max. short-term operating temperature, see RTI Elec.)
---------------------------------	--

# PTIO 1,5/S/3-LED 24 RD - Initiator/actuator terminal block



3244423

<https://www.phoenixcontact.com/au/products/3244423>

Ambient temperature (storage/transport)	-25 °C ... 60 °C (for a short time, not exceeding 24 h, -60 °C to +70 °C)
Ambient temperature (assembly)	-5 °C ... 70 °C
Ambient temperature (actuation)	-5 °C ... 70 °C
Permissible humidity (operation)	20 % ... 90 %
Permissible humidity (storage/transport)	30 % ... 70 %

## Standards and regulations

Connection in acc. with standard	IEC 60947-7-1
----------------------------------	---------------

## Mounting

Mounting type	NS 35/7,5
	NS 35/15

# PTIO 1,5/S/3-LED 24 RD - Initiator/actuator terminal block

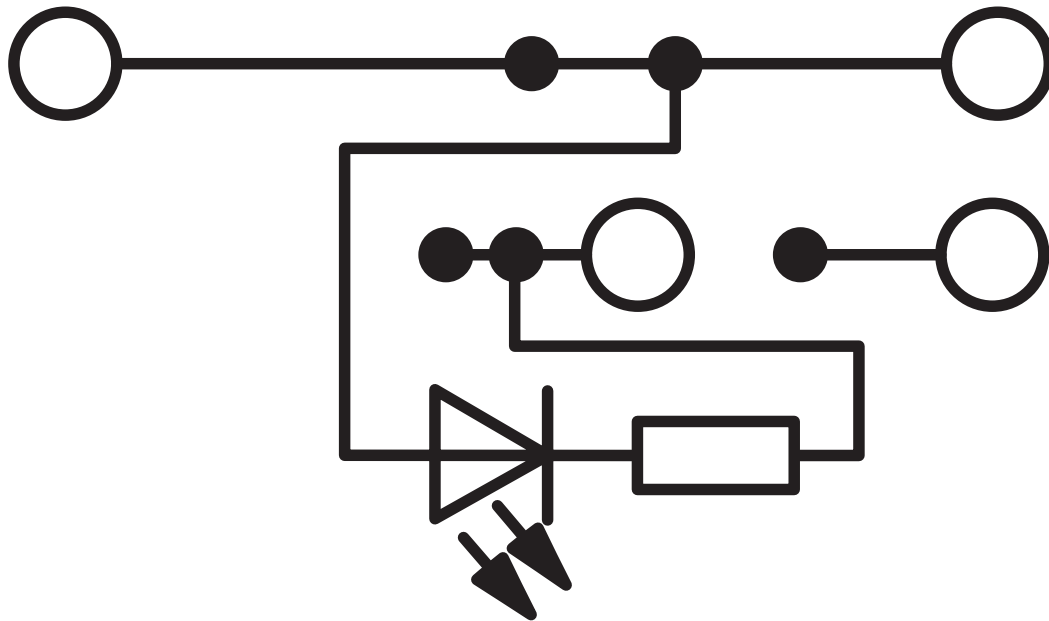


3244423

<https://www.phoenixcontact.com/au/products/3244423>

## Drawings

Circuit diagram



# PTIO 1,5/S/3-LED 24 RD - Initiator/actuator terminal block




3244423


<https://www.phoenixcontact.com/au/products/3244423>


## Approvals

To download certificates, visit the product detail page: <https://www.phoenixcontact.com/au/products/3244423>

 <b>CSA</b> Approval ID: 13631				
	Nominal voltage $U_N$	Nominal current $I_N$	Cross section AWG	Cross section $mm^2$
Use group B	300 V	10 A	26 - 14	-
Use group C	150 V	15 A	26 - 14	-
Use group D	300 V	10 A	26 - 14	-

 <b>EAC</b> Approval ID: RU C-DE.BL08.B.00644				
---	--	--	--	--

 <b>cULus Recognized</b> Approval ID: E60425				
	Nominal voltage $U_N$	Nominal current $I_N$	Cross section AWG	Cross section $mm^2$
Use group B	300 V	15 A	26 - 14	-
Use group C	150 V	15 A	26 - 14	-
Use group D	300 V	10 A	26 - 14	-

 <b>EAC</b> Approval ID: KZ7500651131219505				
---	--	--	--	--

# PTIO 1,5/S/3-LED 24 RD - Initiator/actuator terminal block



3244423

<https://www.phoenixcontact.com/au/products/3244423>

## Classifications

### ECLASS

ECLASS-13.0

27250112

### ETIM

ETIM 9.0

EC000900

### UNSPSC

UNSPSC 21.0

39121400



# PTIO 1,5/S/3-LED 24 RD - Initiator/actuator terminal block



3244423

<https://www.phoenixcontact.com/au/products/3244423>

## Environmental product compliance

### EU RoHS

Fulfills EU RoHS substance requirements	Yes, No exemptions
---	--------------------

### China RoHS

Environment friendly use period (EFUP)	EFUP-E
	No hazardous substances above the limits

### EU REACH SVHC

REACH candidate substance (CAS No.)	No substance above 0.1 wt%
-------------------------------------	----------------------------

Phoenix Contact 2025 © - all rights reserved  
<https://www.phoenixcontact.com>

PHOENIX CONTACT PTY Ltd  
Unit 7, 2-8 South Street  
Rydalmere NSW 2116  
1300 786 411  
[customerservice@phoenixcontact.com.au](mailto:customerservice@phoenixcontact.com.au)