

CAPAROC PM S-R - Feed-in module



1115661
<https://www.phoenixcontact.com/au/products/1115661>

Please be informed that the data shown in this PDF document is generated from our online catalog. Please find the complete data in the user documentation. Our general terms of use for downloads are valid.



Power module with status output and reset input for supplying the CAPAROC circuit breaker system with 12 or 24 V DC. For DIN rail installation via the CAPAROC current rails.

Your advantages

- The benchmark that you can customize by selecting single signals and resets all the way to PROFINET communication
- Particularly easy operation for everyone with tool-free assembly, direct feed-in to the busbar, and clear operating states
- Exceptionally easy design-in thanks to the comprehensive digital data packet and PROFINET function blocks

Commercial data

Item number	1115661
Packing unit	1 pc
Minimum order quantity	1 pc
Sales key	CLA231
Product key	CLA231
GTIN	4063151040635
Weight per piece (including packing)	130 g
Weight per piece (excluding packing)	91.9 g
Customs tariff number	85363030
Country of origin	DE

CAPAROC PM S-R - Feed-in module



1115661

<https://www.phoenixcontact.com/au/products/1115661>

Technical data

Notes

General

Note	LABS release – in accordance with test specification VW PV 3. 10.7:2005-0
	When connecting the conductor, make sure that the CAPAROC modules are not pulled apart due to tensile force. Gaps must not be created between the modules.

Product properties

Product type	Device circuit breakers
Product family	CAPAROC
Type	Plug-in module
Number of slots	2

Insulation characteristics

Protection class	III
Pollution degree	2

Electrical properties

General

Operating voltage	10 V DC ... 30 V DC
Rated voltage	12 V DC
	24 V DC
Rated current I_N	45 A DC (Total current input)
Rated surge voltage	0.5 kV
Tripping method	E (electronic)
Dielectric strength	35 V DC (Load circuit)
Efficiency	> 99 %
Closed circuit current I_0	typ. 9 mA (no load at 24 V)
Power dissipation	typ. 0.22 W (no load at 24 V)
	< 1.5 W (in nominal operation at 24 V and 45 A)
Temperature derating	45 A (Total current at 40°C)
	30 A (Total current at 65 °C)
MTBF (IEC 61709, SN 29500)	18886912.65 h (at 25 °C with 21 % load)
	5907048.64 h (at 40°C with 34.25% load)
	933563.97 h (at 40°C with 100% load)
Voltage drop	0.03 V (at 45 A)

Load circuit

Undervoltage switch-off	≤ 9.2 V DC (active)
	≥ 10.2 V DC (inactive)
Overvoltage switch-off	≥ 30.5 V DC (active)

CAPAROC PM S-R - Feed-in module



1115661

<https://www.phoenixcontact.com/au/products/1115661>

	≤ 29.5 V DC (inactive)
--	------------------------

Reset

Input voltage range	7 V DC ... 30 V DC (Reset with falling edge)
Current consumption	typ. 0.5 mA (at 24 V DC)
Pulse length	≥ 50 ms
Stripping length	8 mm
Conductor cross section rigid	0.2 mm ² ... 1.5 mm ²
Conductor cross section AWG	24 ... 16
Conductor cross section, flexible, with ferrule, with plastic sleeve	0.2 mm ² ... 0.75 mm ²
Conductor cross section flexible, with ferrule without plastic sleeve	0.2 mm ² ... 1.5 mm ²

Status output

Output voltage	max. 30 V DC (Input voltage ±5% in the event of no error)
	0 V DC (Error)
Output current	max. 20 mA
Stripping length	8 mm
Conductor cross section rigid	0.2 mm ² ... 1.5 mm ²
Conductor cross section AWG	24 ... 16
Conductor cross section, flexible, with ferrule, with plastic sleeve	0.2 mm ² ... 0.75 mm ²
Conductor cross section flexible, with ferrule without plastic sleeve	0.2 mm ² ... 1.5 mm ²

Status output

Output voltage	max. 30 V DC (Input voltage ±5% when I >80% at at least one channel)
Output current	max. 20 mA
Stripping length	8 mm
Conductor cross section rigid	0.2 mm ² ... 1.5 mm ²
Conductor cross section AWG	24 ... 16
Conductor cross section, flexible, with ferrule, with plastic sleeve	0.2 mm ² ... 0.75 mm ²
Conductor cross section flexible, with ferrule without plastic sleeve	0.2 mm ² ... 1.5 mm ²

Connection data

Main circuit IN+

Connection method	Push-in connection
Stripping length	18 mm
Conductor cross section rigid	0.5 mm ² ... 16 mm ²
Conductor cross section AWG	20 ... 8
Conductor cross section, flexible, with ferrule, with plastic sleeve	0.5 mm ² ... 16 mm ²
Conductor cross section flexible, with ferrule without plastic sleeve	0.5 mm ² ... 16 mm ²

Main circuit IN-

Connection method	Push-in connection
-------------------	--------------------

CAPAROC PM S-R - Feed-in module



1115661

<https://www.phoenixcontact.com/au/products/1115661>

Stripping length	18 mm
Conductor cross section rigid	0.5 mm ² ... 16 mm ²
Conductor cross section AWG	20 ... 8
Conductor cross section, flexible, with ferrule, with plastic sleeve	0.5 mm ² ... 16 mm ²
Conductor cross section flexible, with ferrule without plastic sleeve	0.5 mm ² ... 16 mm ²

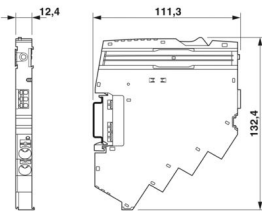
Interfaces

Maximum system extension	≤ 20 (CAPAROC modules alignable)
--------------------------	----------------------------------

Signaling

Power (PWR) LED green	lit (with no channel errors)
	lit (Supply voltage in the nominal range)
	flashing (3 x on deactivation of programming lock)
Power (PWR) LED red	lit (Supply voltage outside the nominal range)
Power (PWR) LED yellow	flashing (3 x on activation of programming lock)
Green signal LED	lit (with no channel errors)
	lit (Supply voltage in the nominal range)
Yellow signal LED	lit (when I > 80% at at least one channel)
Red signal LED	lit (with at least one channel error)
	lit (Supply voltage outside the nominal range)

Dimensions

Dimensional drawing	
Width	12.4 mm
Height	132.4 mm
Depth	111.3 mm (incl. DIN rail 7.5 mm)

Material specifications

Color	light gray (RAL 7035)
Material	PA 6
	PA 6
	PA 6
	PC
Flammability rating according to UL 94	V-0

Environmental and real-life conditions

Ambient conditions

Degree of protection	IP20
----------------------	------

CAPAROC PM S-R - Feed-in module



1115661

<https://www.phoenixcontact.com/au/products/1115661>

Ambient temperature (operation)	-30 °C ... 65 °C
Ambient temperature (storage/transport)	-40 °C ... 70 °C
Altitude	≤ 4000 m (amsl)
Humidity test	96 h, 95 % RH, 40 °C
Shock (operation)	30g (11 ms period, half-sine shock pulse, according to IEC 60068-2-27)
	25g (6 ms duration, half-sine shock pulse in accordance with IEC 60068-2-27, continuous shock)
Vibration (operation)	5g (10 ... 150 Hz / 10 cycles / axis / X, Y, Z)

Approvals

UL approval

Identification	UL/C-UL Listed UL 508
	UL 121201 Class I, Division 2, Groups A, B, C, D, T4A

Corrosive gas test

Identification	ISA S71.04.2013 G3 Harsh Group A
----------------	----------------------------------

Standards and regulations

Standards/specifications	EN 61000-6-2
Note	EMC – Immunity for industrial areas
Standards/specifications	EN 61000-6-3
Note	EMC – Emission for residential, business and commercial properties and small operations
Standards/specifications	EN 60068-2-78
Note	Environmental influences – Moisture and heat, constant
Standards/specifications	EN 50178
Note	Equipping power installations with electronic equipment
Standards/specifications	EN 60068-2-6
Note	Environmental influences – Vibrations (sinusoidal)
Standards/specifications	EN 60068-2-27
Note	Environmental influences – Shocks

Mounting

Mounting type	pluggable onto CAPAROC CR... current rail
---------------	---

CAPAROC PM S-R - Feed-in module

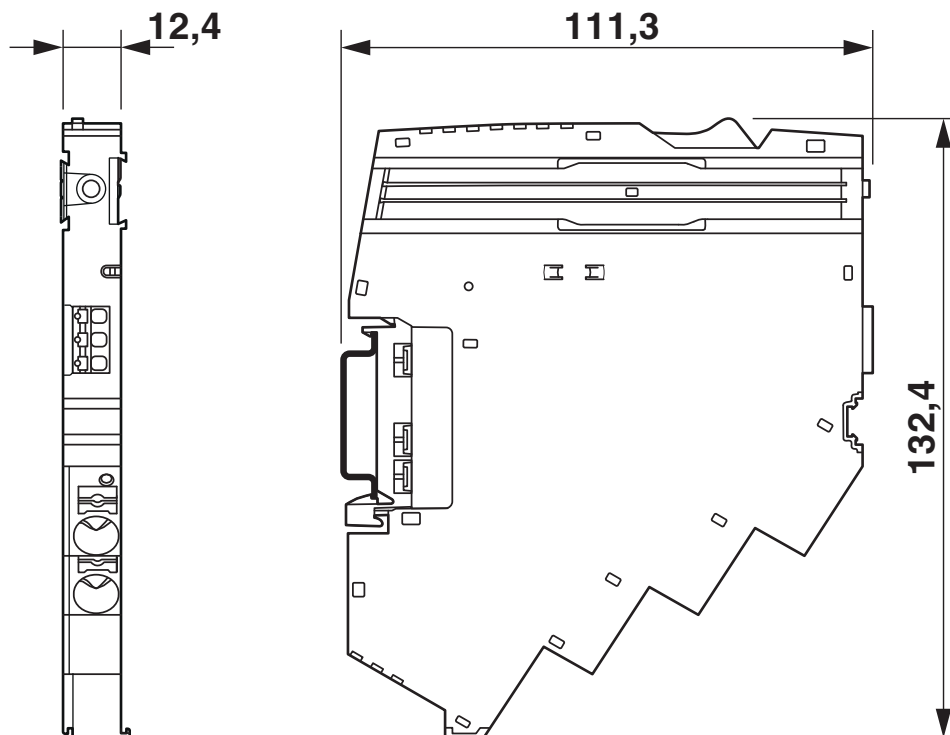


1115661

<https://www.phoenixcontact.com/au/products/1115661>

Drawings

Dimensional drawing



Product drawing



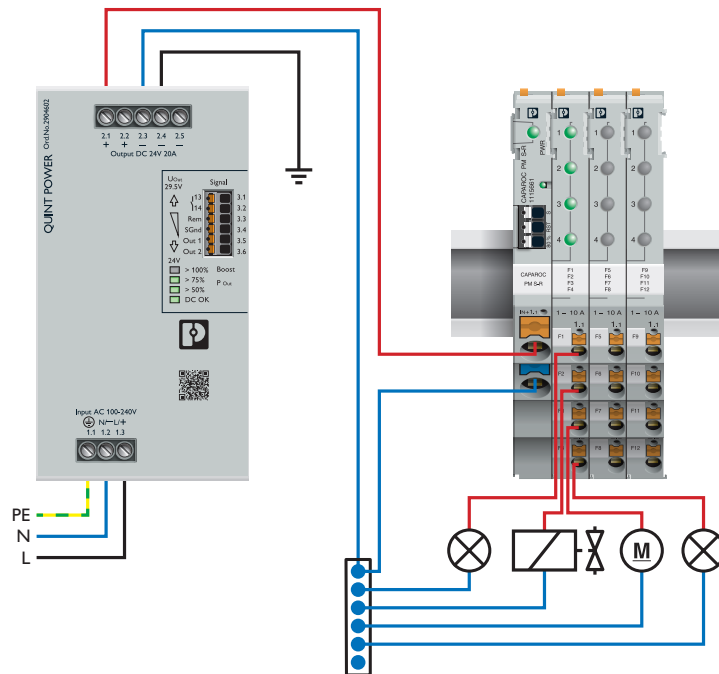
CAPAROC PM S-R - Feed-in module

1115661

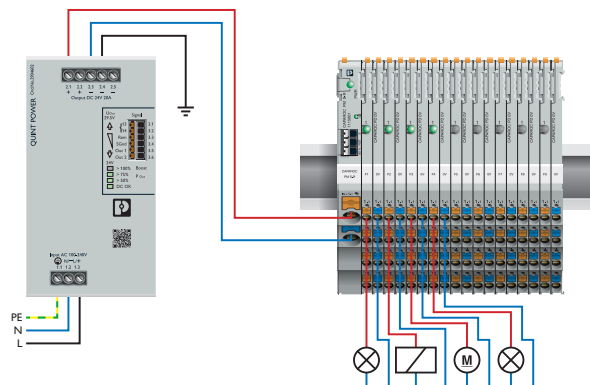
<https://www.phoenixcontact.com/au/products/1115661>



Application drawing



Application drawing

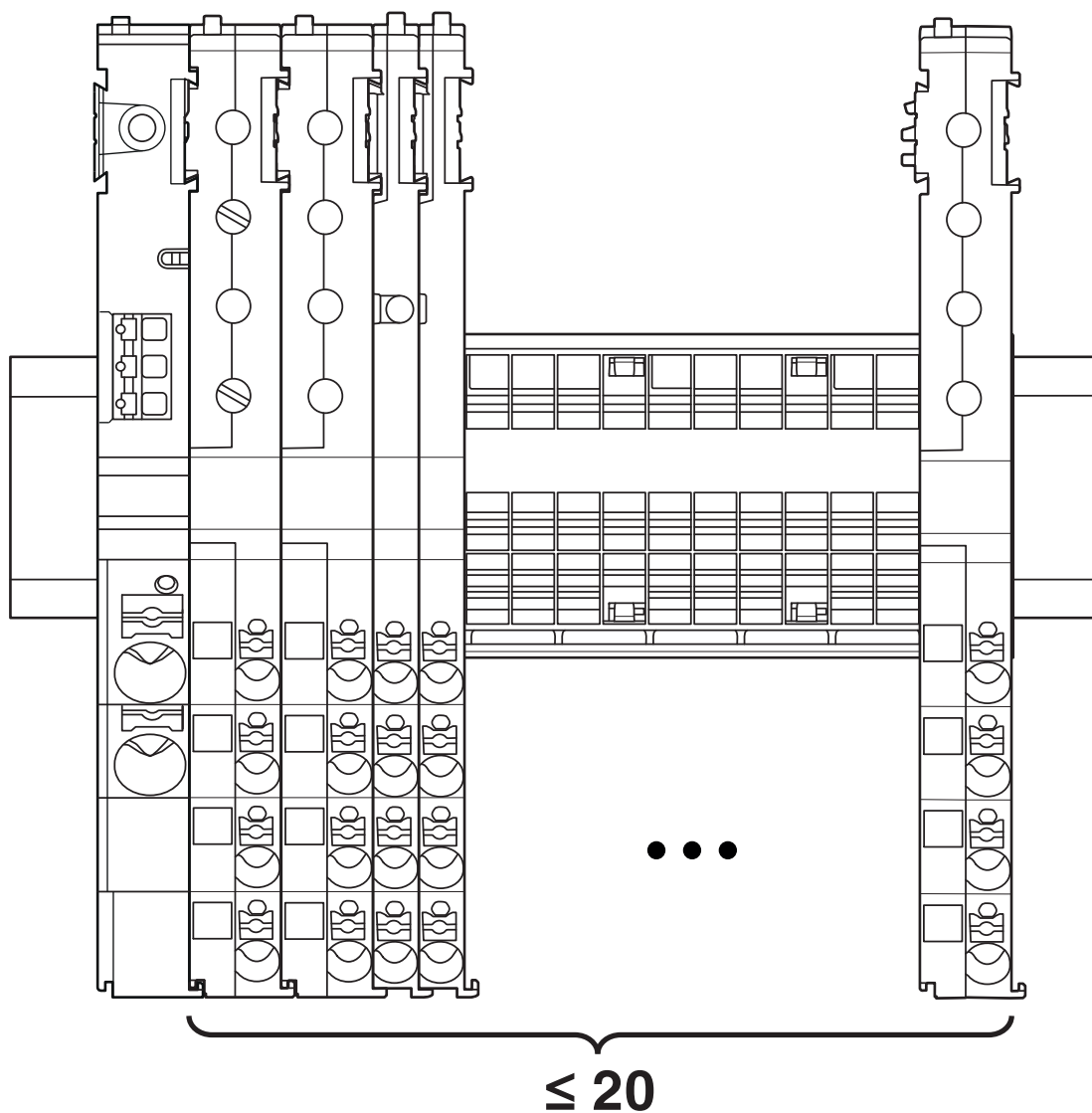


CAPAROC PM S-R - Feed-in module

1115661

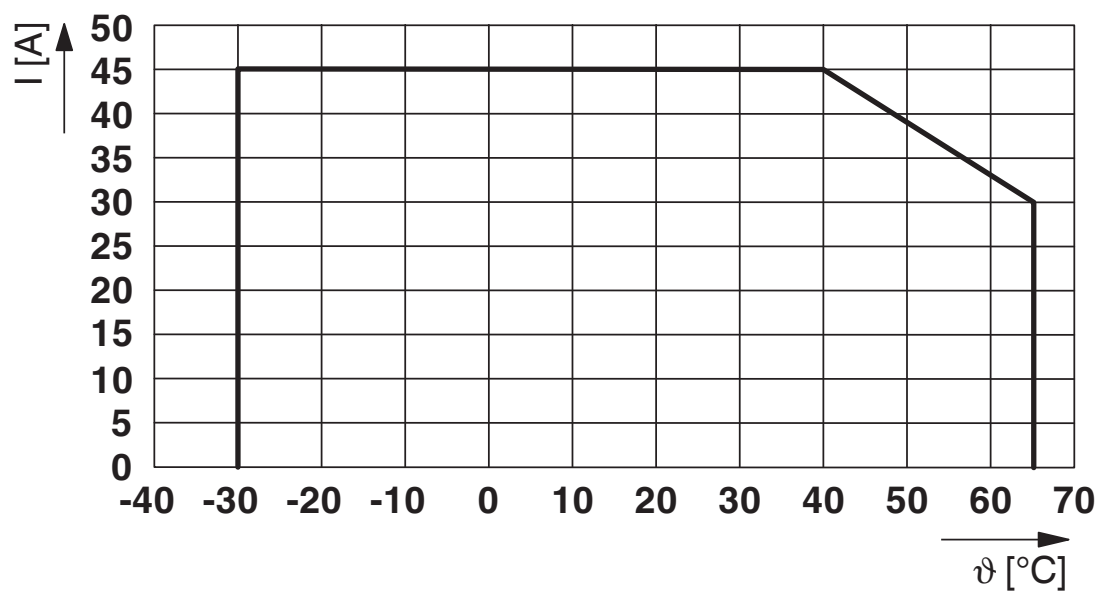
<https://www.phoenixcontact.com/au/products/1115661>

Schematic diagram



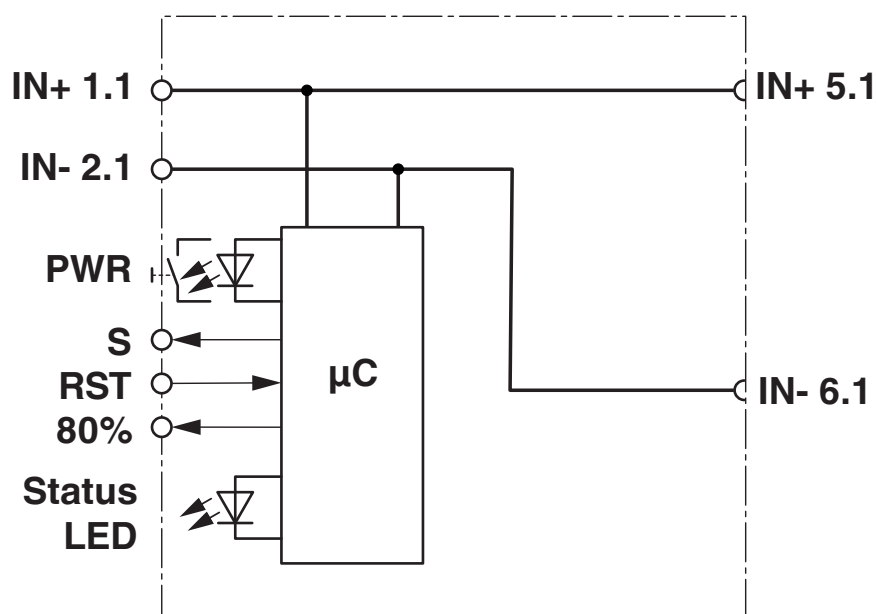
When using the power module with status output and reset input (CAPAROC PM S-R), max. 20 circuit breaker modules can be set. Any number of extra potential distribution modules can be added.

Diagram



Max. permissible current in relation to the ambient temperature

Block diagram



CAPAROC PM S-R - Feed-in module




1115661


<https://www.phoenixcontact.com/au/products/1115661>

Approvals


To download certificates, visit the product detail page: <https://www.phoenixcontact.com/au/products/1115661>




UL Listed
Approval ID: E123528



cUL Listed
Approval ID: E123528



cUL Listed
Approval ID: FILE E 483407



UL Listed
Approval ID: FILE E 483407

CAPAROC PM S-R - Feed-in module



1115661

<https://www.phoenixcontact.com/au/products/1115661>

Classifications

ECLASS

ECLASS-13.0	27140401
-------------	----------

ETIM

ETIM 9.0	EC003538
----------	----------

UNSPSC

UNSPSC 21.0	39121400
-------------	----------

CAPAROC PM S-R - Feed-in module



1115661

<https://www.phoenixcontact.com/au/products/1115661>

Environmental product compliance

EU RoHS

Fulfills EU RoHS substance requirements	Yes
Exemption	7(a), 7(c)-I

China RoHS

Environment friendly use period (EFUP)	EFUP-50
	An article-related China RoHS declaration table can be found in the download area for the respective article under "Manufacturer declaration". For all articles with EFUP-E, no China RoHS declaration table issued and required.

EU REACH SVHC

REACH candidate substance (CAS No.)	Lead(CAS: 7439-92-1)
	2,2',6,6'-tetrabromo-4,4'-isopropylidenediphenol(CAS: 79-94-7)
SCIP	6cd7ff5b-907b-4f8c-88cb-b2e6402053a9

Phoenix Contact 2025 © - all rights reserved
<https://www.phoenixcontact.com>

PHOENIX CONTACT PTY Ltd
Unit 7, 2-8 South Street
Rydalmere NSW 2116
1300 786 411
customerservice@phoenixcontact.com.au