

AXL F PM EF 1F - Function module



2702671

<https://www.phoenixcontact.com/au/products/2702671>

Please be informed that the data shown in this PDF document is generated from our online catalog. Please find the complete data in the user documentation. Our general terms of use for downloads are valid.



Axioline F, power measurement module, input voltage: up to 400 V AC (phase/neutral) or 690 V AC (phase/phase), input current: up to 5 A AC, transmission speed in local bus: 100 Mbps, degree of protection: IP20 , including bus base module and Axioline F connectors

Product description

The module is designed for use within an Axioline F station. The power measurement module is used for direct measurement of AC currents up to 5 A, including neutral conductor current and phase conductor voltages up to 400 V AC (phase to neutral conductor) or outer conductor voltages up to 690 V AC (phase to phase). The module is used to perform analysis of AC power grids. You can use it in distribution systems for measuring current, voltage, and power, as well as detecting distortion and harmonics. You can use the power measurement module in two operating modes. In "R.m.s. Values" mode, the module acquires mains variables in three-phase mains. Mains variables are phase currents, neutral conductor current, phase and outer conductor voltages, real power, reactive power, and apparent power as well as the power factors of phases, energy flow directions, and frequency. In "Instantaneous Values" mode, the module acquires the instantaneous (scanning) values of a measuring signal. This measuring mode is used to analyze the waveform of the measuring signal.

Your advantages

- 4 inputs, 0 A AC ... 5 A AC for phase currents and neutral conductor current
- 3 inputs for outer conductor voltages up to 690 V AC, supports direct connection
- Harmonics analysis
- Determination of maximum values
- Energy meter
- Process data update < 500 µs
- Also suitable for use in IT networks

Commercial data

Item number	2702671
Packing unit	1 pc
Minimum order quantity	1 pc
Sales key	DRI265
Product key	DRI265
Catalog page	Page 91 (C-6-2019)
GTIN	4055626364940
Weight per piece (including packing)	293.9 g
Weight per piece (excluding packing)	222 g
Customs tariff number	85389091
Country of origin	DE

AXL F PM EF 1F - Function module

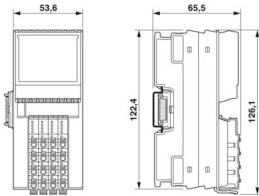


2702671

<https://www.phoenixcontact.com/au/products/2702671>

Technical data

Dimensions

Dimensional drawing	
Width	53.6 mm
Height	126.1 mm
Depth	65.5 mm
Note on dimensions	The depth applies when a TH 35-7.5 DIN rail is used (in accordance with EN 60715).

Notes

Note on application	
Note on application	Only for industrial use
Utilization restriction	
EMC note	EMC: class A product, see manufacturer's declaration in the download area

Interfaces

Axioline F local bus	
Number of interfaces	2
Connection method	Bus base module
Transmission speed	100 Mbps

System properties

Module	
Input address area	64 Byte
Output address area	0 Byte
Required parameter data	52 Byte
Required configuration data	7 Byte

Product properties

Product type	I/O component
Product family	Axioline F
Type	block modular
Mounting position	any (no temperature derating)
Operating mode	Process data mode with 32 words

AXL F PM EF 1F - Function module



2702671

<https://www.phoenixcontact.com/au/products/2702671>

Insulation characteristics

Pollution degree	2
------------------	---

Electrical properties

Maximum power dissipation for nominal condition	2.15 W
---	--------

Potentials: Axioline F local bus supply (U_{BUS})

Supply voltage	5 V DC (via bus base module)
Current draw	max. 80 mA typ. 73 mA

Electrical isolation/isolation of the voltage ranges

Test voltage: 5 V supply for local bus (U_{BUS}) / peripheral range AC	4 kV, 50 Hz, 1 min
Test voltage: 5 V supply of the local bus (U_{BUS}) / functional ground	500 V AC, 50 Hz, 1 min

Connection data

Connection technology

Connection name	Axioline F connector
Note on the connection method	Please observe the information provided on conductor cross sections in the "Axioline F: system and installation" user manual. Only use reinforced or double-insulated conductors with a conductor cross section of 1.5 mm ² .

Axioline F connector

Connection method	Push-in connection
Note on the connection method	Please observe the information provided on conductor cross sections in the "Axioline F: system and installation" user manual. Only use reinforced or double-insulated conductors with a conductor cross section of 1.5 mm ² .
Conductor cross section, rigid	1.5 mm ²
Conductor cross section, flexible	1.5 mm ²
Conductor cross section AWG	16
Stripping length	8 mm

Environmental and real-life conditions

Ambient conditions

Ambient temperature (operation)	-25 °C ... 60 °C
Degree of protection	IP20
Air pressure (operation)	70 kPa ... 106 kPa (up to 3000 m above sea level, from HW 01)
Air pressure (storage/transport)	70 kPa ... 106 kPa (up to 3000 m above sea level)
Ambient temperature (storage/transport)	-40 °C ... 85 °C
Permissible humidity (operation)	5 % ... 95 % (non-condensing)
Permissible humidity (storage/transport)	5 % ... 95 % (non-condensing)

Standards and regulations

AXL F PM EF 1F - Function module



2702671

<https://www.phoenixcontact.com/au/products/2702671>

Protection class	II
------------------	----

Mounting

Mounting type	DIN rail mounting
Mounting position	any (no temperature derating)

AXL F PM EF 1F - Function module

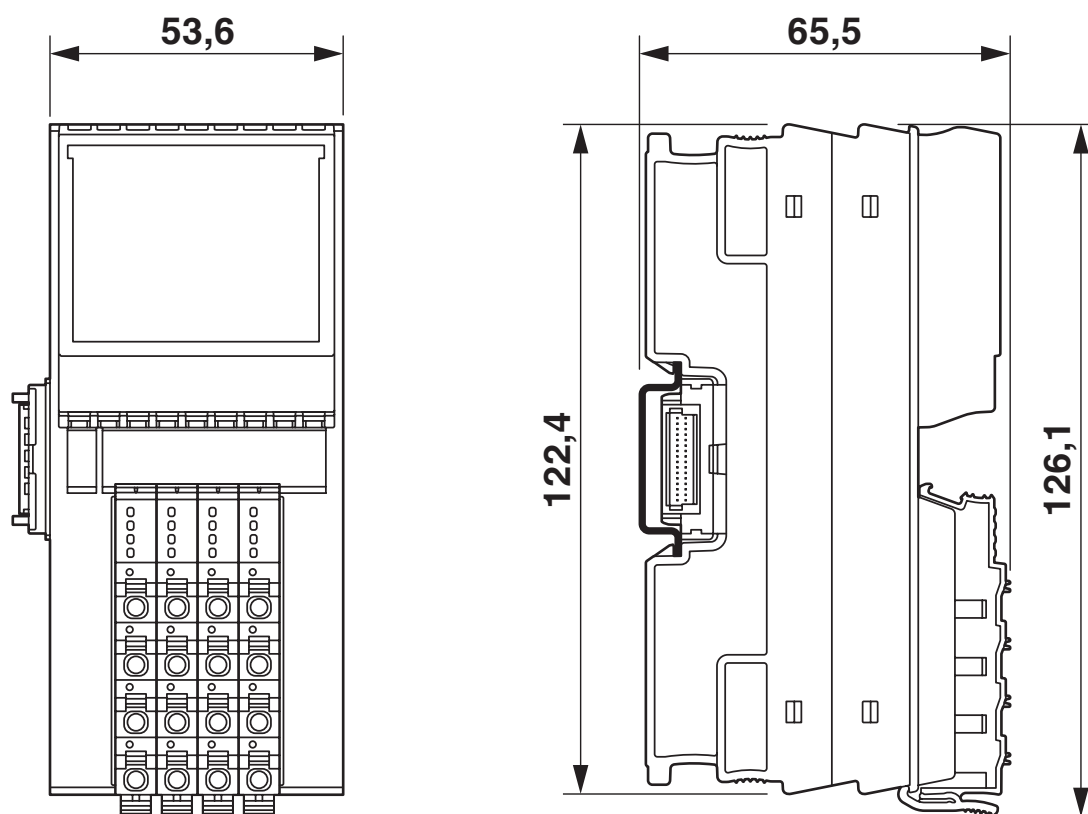
2702671

<https://www.phoenixcontact.com/au/products/2702671>

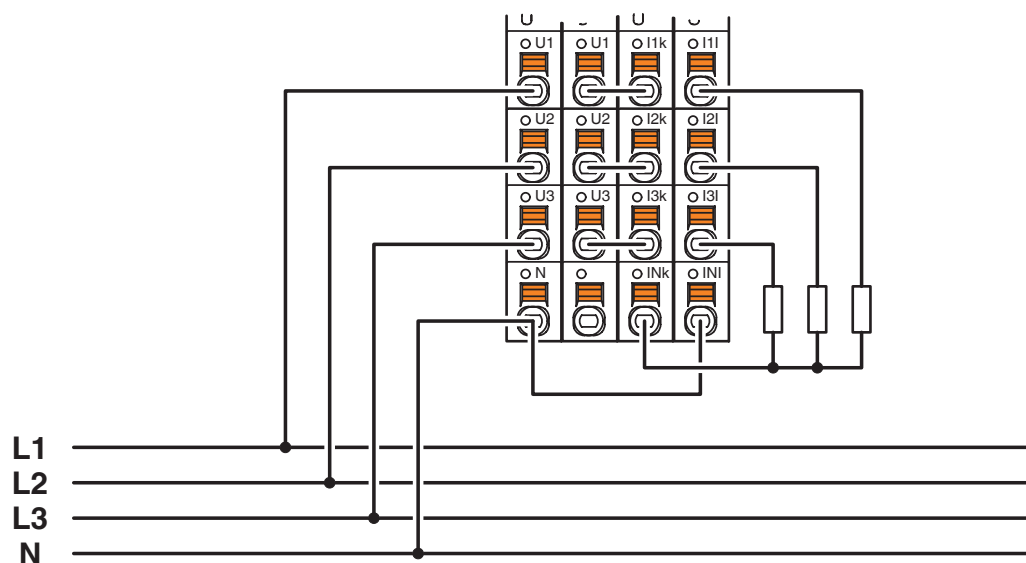


Drawings

Dimensional drawing

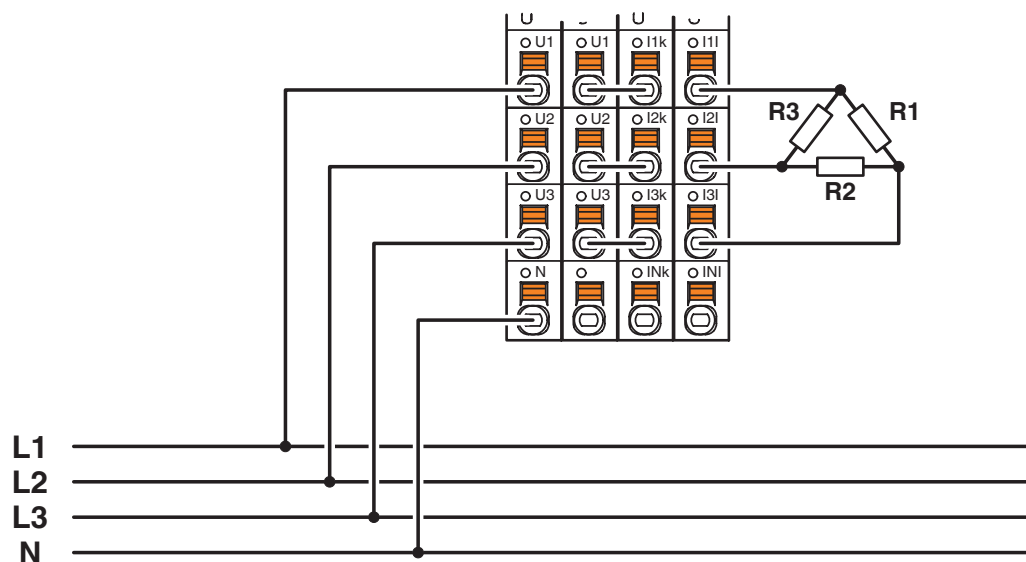


Connection diagram



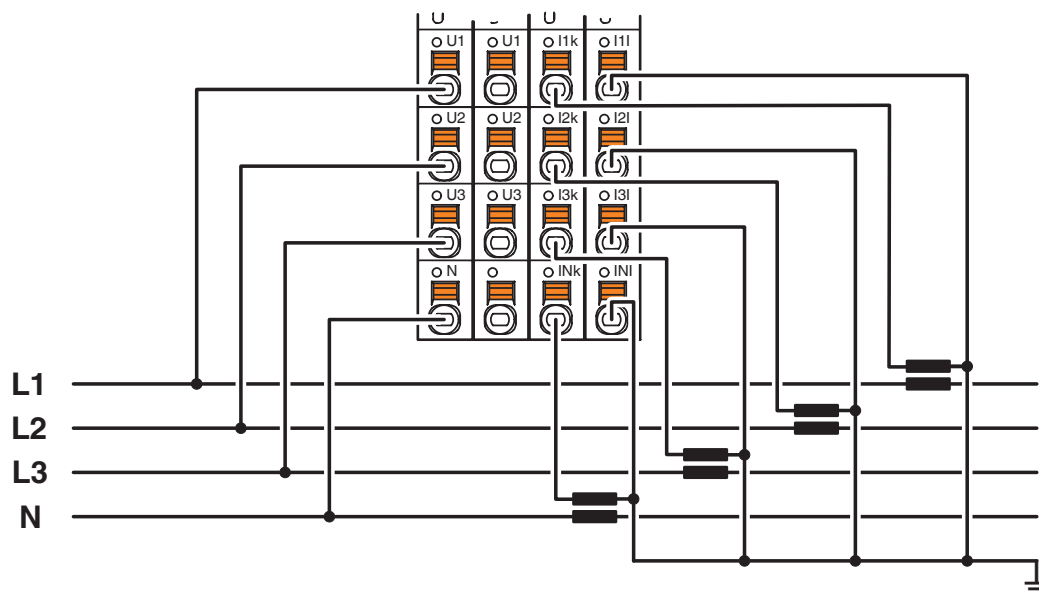
Connection of a 3-phase load for power measurement in star connection with neutral conductor current

Connection diagram



Connection of a 3-phase load for power measurement in delta circuit

Connection diagram



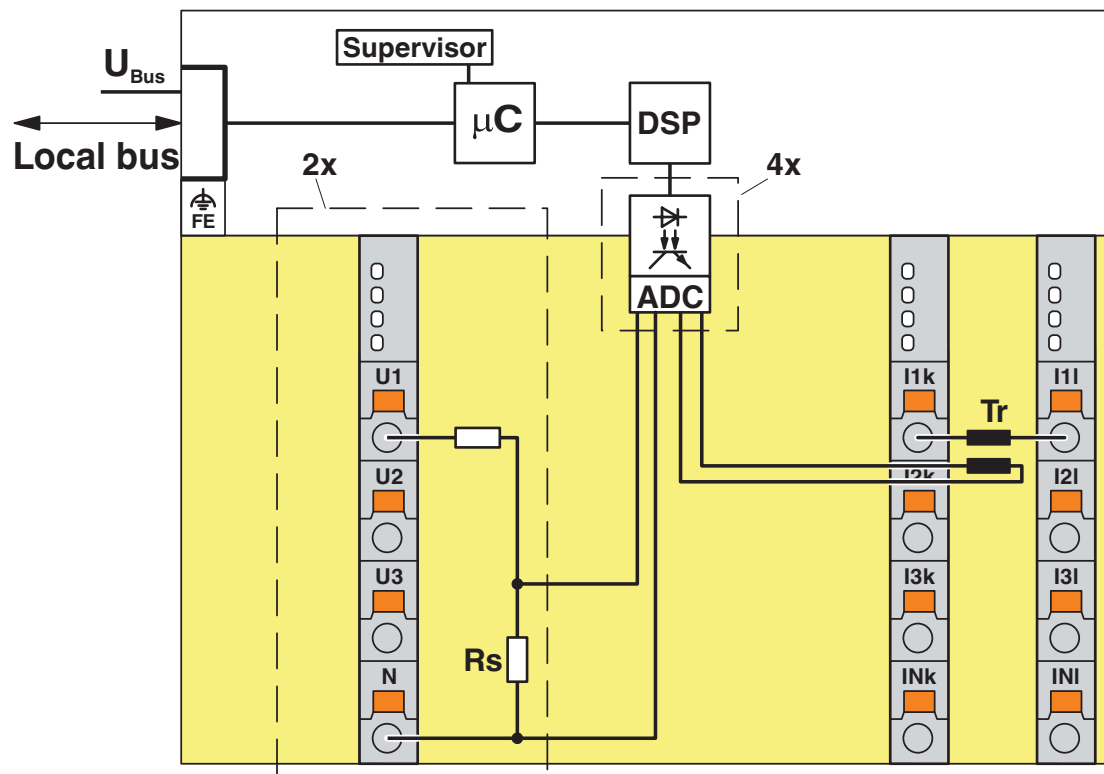
Connection of a 4-conductor grid with current transformers

AXL F PM EF 1F - Function module

2702671

<https://www.phoenixcontact.com/au/products/2702671>

Block diagram



Internal wiring of the terminal points

AXL F PM EF 1F - Function module



2702671

<https://www.phoenixcontact.com/au/products/2702671>

Approvals

To download certificates, visit the product detail page: <https://www.phoenixcontact.com/au/products/2702671>



UL Listed

Approval ID: E357804



cUL Listed

Approval ID: E357804

AXL F PM EF 1F - Function module



2702671

<https://www.phoenixcontact.com/au/products/2702671>

Classifications

ECLASS

ECLASS-13.0	27242605
-------------	----------

ETIM

ETIM 9.0	EC001601
----------	----------

UNSPSC

UNSPSC 21.0	32151600
-------------	----------

AXL F PM EF 1F - Function module



2702671
<https://www.phoenixcontact.com/au/products/2702671>

Environmental product compliance

EU RoHS	
Fulfills EU RoHS substance requirements	Yes
Exemption	7(c)-I
China RoHS	
Environment friendly use period (EFUP)	EFUP-E
	No hazardous substances above the limits
EU REACH SVHC	
REACH candidate substance (CAS No.)	No substance above 0.1 wt%

Phoenix Contact 2025 © - all rights reserved
<https://www.phoenixcontact.com>

PHOENIX CONTACT PTY Ltd
Unit 7, 2-8 South Street
Rydalmere NSW 2116
1300 786 411
customerservice@phoenixcontact.com.au