

# TTC-6P-2-HC-24DC-PT-I - Surge protection device



2906817

<https://www.phoenixcontact.com/au/products/2906817>

Please be informed that the data shown in this PDF document is generated from our online catalog. Please find the complete data in the user documentation. Our general terms of use for downloads are valid.



Surge protection, consisting of protective plug and base element, with integrated status indicator for a 2-wire floating signal circuit with high nominal current, HART-compatible, KNX-compatible. Can be used in safety-related circuits up to SIL 3.

## Your advantages

- Space-saving and cost-saving with a narrow overall width of just 6 mm
- Continuous monitoring of protective devices, plus mechanical status indicator with optional remote signaling
- Finding the right product for all possible requirements in MCR applications is easy, thanks to the complete range of products with customized features
- Easy testing and documentation with CHECKMASTER 2 with pluggable protective modules
- The signal is not influenced during maintenance work, thanks to the impedance-neutral insertion and removal of protective plugs

## Commercial data

Item number	2906817
Packing unit	1 pc
Minimum order quantity	1 pc
Sales key	CL2162
Product key	CL2162
Catalog page	Page 136 (C-4-2019)
GTIN	4055626135809
Weight per piece (including packing)	39.4 g
Weight per piece (excluding packing)	35.02 g
Customs tariff number	85363010
Country of origin	DE

# TTC-6P-2-HC-24DC-PT-I - Surge protection device



2906817

<https://www.phoenixcontact.com/au/products/2906817>

## Technical data

### Product properties

Product type	Surge protection for MCR technology
Product family	TERMITRAB complete
IEC test classification	C1
	C2
	C3
	D1
Type	DIN rail module, two-section, divisible

### Insulation characteristics

Overvoltage category	III
Pollution degree	2

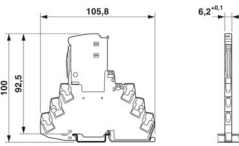
### Electrical properties

Nominal voltage $U_N$	24 V DC
-----------------------	---------

### Connection data

Connection method	Push-in connection
Conductor cross section flexible	0.2 mm <sup>2</sup> ... 2.5 mm <sup>2</sup>
Conductor cross section rigid	0.2 mm <sup>2</sup> ... 4 mm <sup>2</sup>
Conductor cross section AWG	24 ... 12

### Dimensions

Dimensional drawing	
Width	6.2 mm +0.1 mm
Height	105.8 mm
Depth	100 mm (incl. DIN rail 7.5 mm)

### Material specifications

Color (Base element)	gray (RAL 7042)
Color (Male connector)	light gray (RAL 7035)
Flammability rating according to UL 94	V-0
Insulating material	PBT
Housing material	PBT

### Mechanical properties

#### Mechanical data

Open side panel	No
-----------------	----

# TTC-6P-2-HC-24DC-PT-I - Surge protection device



2906817

<https://www.phoenixcontact.com/au/products/2906817>

## Protective circuit

Direction of action	Line-Line & Line-Signal Ground/Shield & optional Signal Ground/Shield-Earth Ground
Maximum continuous voltage $U_C$	30 V DC
	21 V AC
Rated current	6 A (55 °C)
Operating effective current $I_C$ at $U_C$	$\leq 5 \mu\text{A}$
Protective conductor current $I_{PE}$	$\leq 1 \mu\text{A}$
Nominal discharge current $I_n$ (8/20) $\mu\text{s}$ (line-line)	0.5 kA
Nominal discharge current $I_n$ (8/20) $\mu\text{s}$ (line-ground)	5 kA
Pulse discharge current $I_{imp}$ (10/350) $\mu\text{s}$ (line-earth)	0.5 kA
Total discharge current $I_{Total}$ (8/20) $\mu\text{s}$	5 kA
Voltage protection level $U_p$ (line-line)	$\leq 50 \text{ V}$ (C1 - 1 kV / 500 A)
	$\leq 45 \text{ V}$ (C3 - 25 A)
	$\leq 50 \text{ V}$ (C3 - 100 A)
Voltage protection level $U_p$ (line-earth)	$\leq 1.35 \text{ kV}$ (C1 - 1 kV / 500 A)
	$\leq 1.45 \text{ kV}$ (C2 - 10 kV / 5 kA)
	$\leq 850 \text{ V}$ (C3 - 25 A)
	$\leq 1.1 \text{ kV}$ (C3 - 100 A)
Response time $t_A$ (line-line)	$\leq 1 \text{ ns}$
Response time $t_A$ (line-earth)	$\leq 100 \text{ ns}$
Input attenuation aE, sym.	typ. 0.3 dB ( $\leq 300 \text{ kHz} / 150 \Omega$ )
Cut-off frequency $f_g$ (3 dB), sym. in 150 $\Omega$ system	typ. 1 MHz
Capacity (Core-Earth)	typ. 2.2 nF
Resistance per path	$\leq 100 \text{ m}\Omega$
Surge protection fault message	optical
Max. required back-up fuse	6.3 A (FF)
Impulse durability (line-line)	C1 - 1 kV / 500 A
	C3 - 100 A
Impulse durability (line-earth)	C1 - 1 kV / 500 A
	C2 - 10 kV / 5 kA
	C3 - 100 A
	D1 - 500 A
Pulse reset time (line-earth)	$\leq 40 \text{ ms}$

## Environmental and real-life conditions

### Ambient conditions

Degree of protection	IP20
Ambient temperature (operation)	-40 °C ... 85 °C
Ambient temperature (storage/transport)	-40 °C ... 85 °C
Altitude	$\leq 4000 \text{ m}$ (amsl)
Permissible humidity (operation)	5 % ... 95 %

2906817

<https://www.phoenixcontact.com/au/products/2906817>

## Standards and regulations

Standards/specifications	IEC 61643-21
Note	2000 + corrigendum 2001 + A1:2008, modified + A2:2012

### EN 61643-21

Standards/specifications	EN 61643-21
Note	2001 + A1:2009 + A2:2013

## Mounting

Mounting type	DIN rail: TH 35 - 7.5 mm
---------------	--------------------------

# TTC-6P-2-HC-24DC-PT-I - Surge protection device

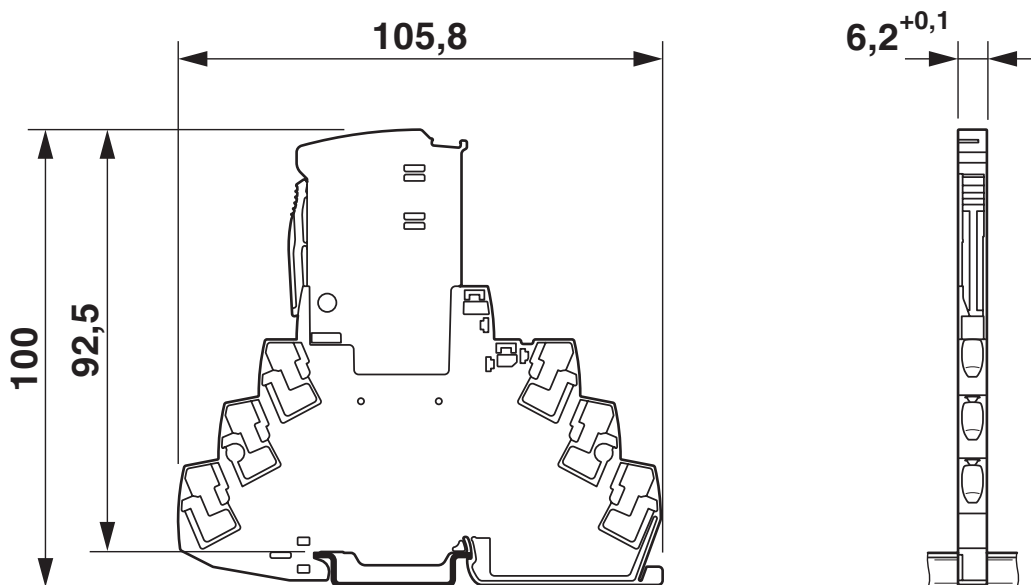


2906817

<https://www.phoenixcontact.com/au/products/2906817>

## Drawings

Dimensional drawing

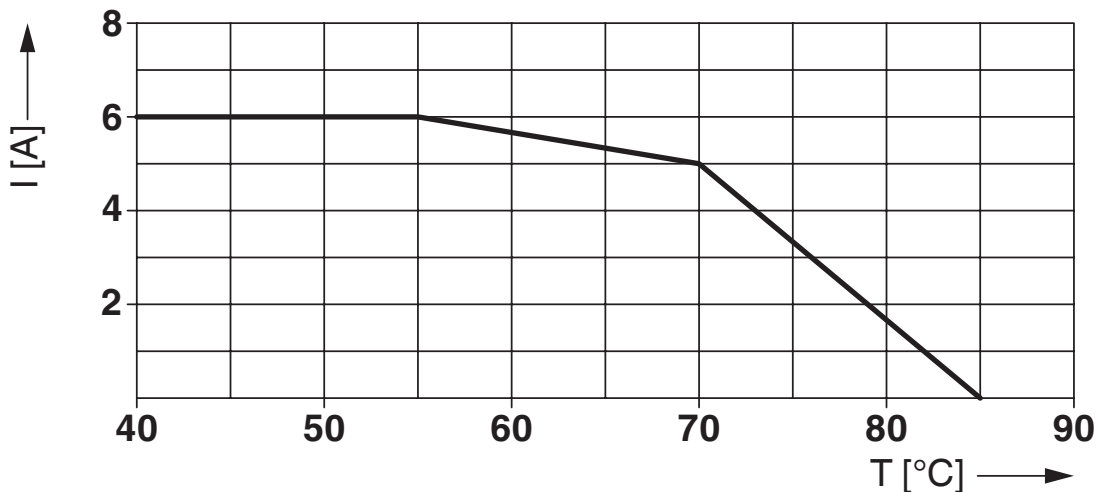


Schematic diagram

TTC-6P-2-HC-...-I									
Category	1oo1 architecture, HFT=0				1oo2 architecture, HFT=1				
	PFD <sub>AVG</sub>	PFH	Used budget of SIL 2 SIF		PFD <sub>AVG</sub>	PFH	CCF	Used budget of SIL 3 SIF	
			PFD <sub>AVG</sub>	PFH				PFD <sub>AVG</sub>	PFH
	1.29x10 <sup>-5</sup>	2.30x10 <sup>-9</sup> 1/h	0.1 %	0.2 %	6.47x10 <sup>-7</sup>	1.15x10 <sup>-10</sup> 1/h	5 %	0.1 %	0.1 %
					1.29x10 <sup>-6</sup>	2.30x10 <sup>-10</sup> 1/h	10 %	0.1 %	0.2 %
Calculation based on exida report, Phoenix Contact 16/06-072 R022 V4R2 exida Profile 1, FMEDA Analysis 2, T <sub>proof</sub> : 1 year, MT: 10 years, MTTR: 24 hours, PTC: 99% Used standards IEC/EN 61508, edition 2010 (device specific) IEC/EN 61511, edition 2016 + COR1:2016 + A1:2017 (system specific)									

## Functional safety scenarios

Diagram



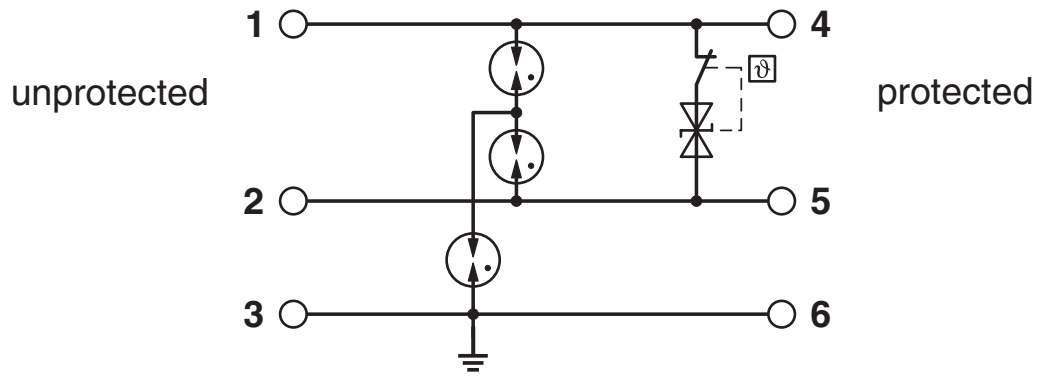
# TTC-6P-2-HC-24DC-PT-I - Surge protection device



2906817

<https://www.phoenixcontact.com/au/products/2906817>

Circuit diagram



2906817

<https://www.phoenixcontact.com/au/products/2906817>

## Approvals

To download certificates, visit the product detail page: <https://www.phoenixcontact.com/au/products/2906817>



**CSA**

Approval ID: 70136717



**DNV GL**

Approval ID: TAE000027G



**UL Listed**

Approval ID: FILE E 138168



**CSAus**

Approval ID: 70136717

**UAE-RoHS**

Approval ID: 22-06-16781

**Functional Safety**

Approval ID: 16-06-072 R022 V4R3

# TTC-6P-2-HC-24DC-PT-I - Surge protection device



2906817

<https://www.phoenixcontact.com/au/products/2906817>

## Classifications

### ECLASS

ECLASS-13.0

27171501

### ETIM

ETIM 9.0

EC000943

### UNSPSC

UNSPSC 21.0

39121600



2906817

<https://www.phoenixcontact.com/au/products/2906817>

## Environmental product compliance

### EU RoHS

Fulfills EU RoHS substance requirements	Yes
Exemption	7(a)

### China RoHS

Environment friendly use period (EFUP)	EFUP-50
	An article-related China RoHS declaration table can be found in the download area for the respective article under "Manufacturer declaration". For all articles with EFUP-E, no China RoHS declaration table issued and required.

### EU REACH SVHC

REACH candidate substance (CAS No.)	Lead(CAS: 7439-92-1)
SCIP	0992de0b-9bbd-4ef9-87fb-22bc28491b7a

Phoenix Contact 2025 © - all rights reserved

<https://www.phoenixcontact.com>

PHOENIX CONTACT PTY Ltd

Unit 7, 2-8 South Street

Rydalmere NSW 2116

1300 786 411

[customerservice@phoenixcontact.com.au](mailto:customerservice@phoenixcontact.com.au)