

Elite 500

Modbus / BACnet / Profinet / IEC61850 protocol



Best in class
accuracy



Graphical
display



Support
Rogowski coil



Hot pluggable
communication modules

High-precision, multiple communication, TFT display

The Elite 500 multi-function meter has advanced power monitoring functionality, making it a suitable instrument both as a standalone device and as part of BMS, process industrial controls and SCADA systems.

It also offers data logging, control IOs and modular communication with multiple protocols for third party system integration.

Based on the application, Elite 500 allows customers to select conventional type CT or Rogowski coil input, which can be directly connected to the meter without the need for any additional integrator.



Application

- Energy transfer measurement and reconciliation
- Power plants, feeder monitoring, grid substations, wind turbines, renewables, industrial and commercial premises
- Online monitoring of energy exchange at various interface points
- Automation and system integration
- Process and factory automation
- Retrofit application up to 4000A can be served by using Rogowski coil along with Modbus / BACnet / Profinet / IEC 61850 protocol support, analogue output and control IOs
- Oil and gas / Mining / Hospitals / Malls / Datacentres
- LV / MV / HV Switchgear

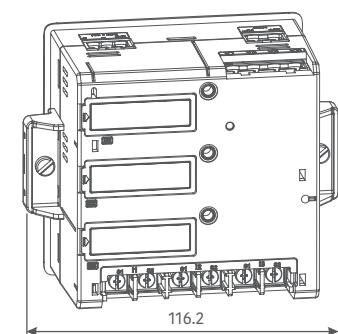
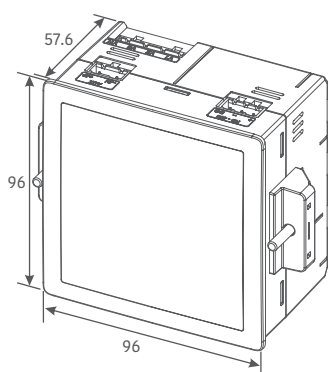
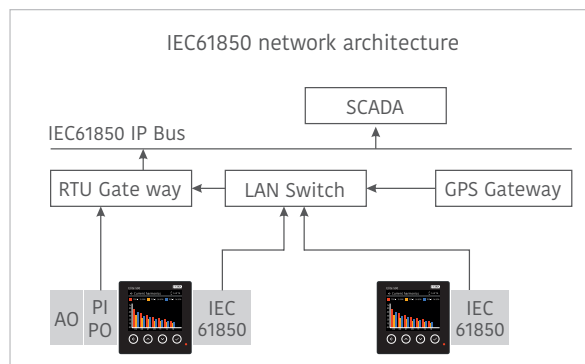
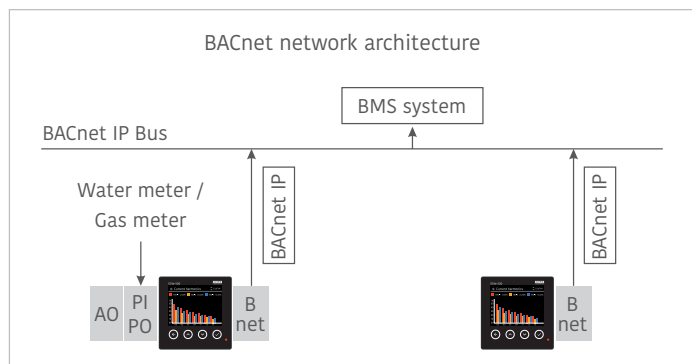
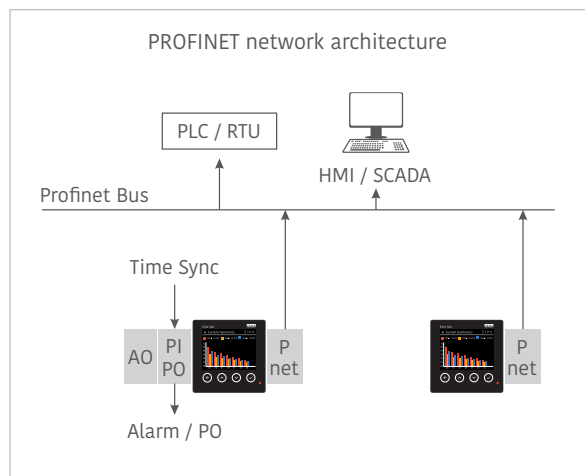
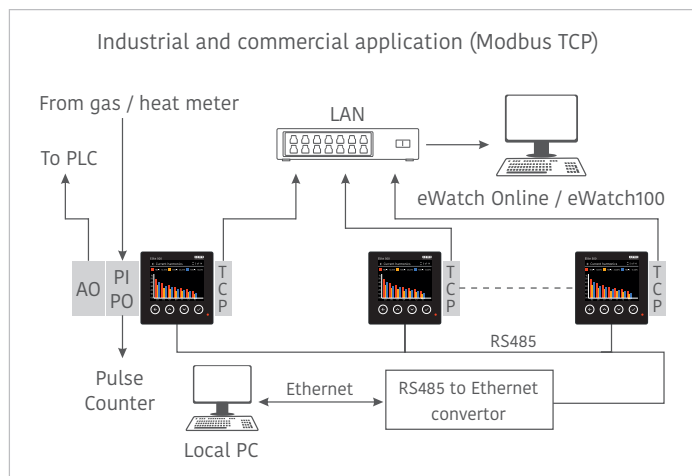
Benefits

- Minimal integration costs by combining hot-pluggable modular communication and analogue output ports in conjunction with a digital pulse I / O and alarms.
- A single instrument covers a wide and versatile range of potential communication options. Both Modbus RTU and TCP along with Profinet, BACnet and IEC61850 for SCADA are supported.
- Supports measurements for Energy Efficiency / LEED certification
- Large, high-resolution graphical colour display for analytical and graphical views
- Options to have conventional CT or Rogowski coil

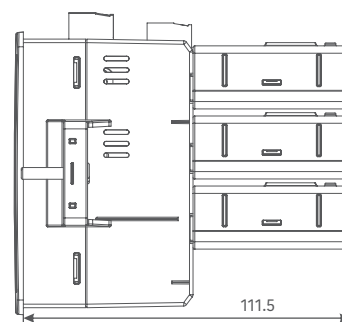
Features

- 17 energy measurements support including net and absolute energy parameters
- Energy resolution: 7+3 digit, Instantaneous parameters: 4+3 digit
- Class 0.2S / 0.5S accuracy for active and 0.5S accuracy for reactive measurement
- TFT display showing vector diagram, bar chart, weekly / monthly energy consumption comparison
- Configurable favourite parameter on display page
- Time synchronisation options through SNTP
- Power quality features including individual harmonics, THD, sag, swell, voltage unbalance and interruption counter
- Total demand distortion (TDD) factors and waveform quality indices like K factor and crest factor
- Positive, negative and zero sequence components
- Flexible time-of-day tariff, maximum demand / demand support, DST (daylight saving time)
- Supports PIPO / DIDO, alarm and analogue output module
- Alerts and events on configured parameters
- Dual loggers for instantaneous and energy parameters
- Dual socket support on Ethernet TCP IP module allows for simultaneous communication over Modbus.
- Supports RS485 modbus along with any chosen Ethernet protocol
- High resolution page for configured energy channel

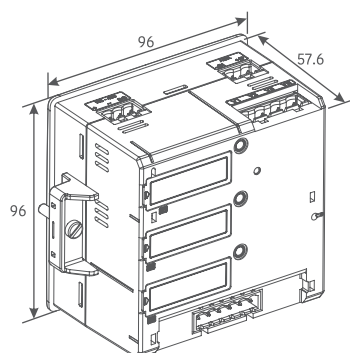
Elite 500



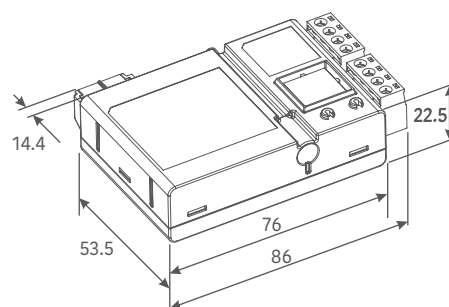
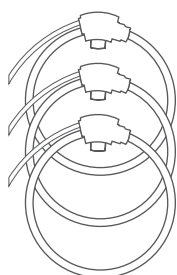
Mounting clamp to mounting clamp



Inside the panel



Integrated solution (product with Rogowski)



pluggable modules (optional)



Technical specifications

	Conventional	Rogowski
Electrical		
Connection type	LV 3P4W / HV 3P4W / 1CT 3PT / LV 3CT / HV 3P3W / 3CT 2PT / 2CT 2PT / 1P 2W	
Measurement voltage range	35 V to 500 V (L-L) max, 20 V to 300 V (L-N) max	
Measurement current range	10mA - 6 A (configurable)	5% I_{pr} - I_{pr} (I_{pr} -1000 A or 4000 A)
Starting current range	1mA	1 A for 1000 A / 4 A for 4000 A
Frequency	50 / 60 Hz	
Burden	Current circuit: < 0.2 VA/phase @ 1A & @ 5A	
	Voltage circuit: < 0.2 VA/phase	
Sampling rate	156 samples / cycle / channel	
Accuracy		
Active energy	Class 0.2S / class 0.5S	Class 0.5S
Reactive energy	Class 0.5S	
Voltage, Current, Power	0.2% for measurement range	
Frequency	± 0.05 Hz	
Power factor	± 0.005 (0.5 lag to 0.5 lead)	
Maximum withstand Voltage	2 times of nominal voltage value for 1 Sec repeated 10 times at 10 second interval	
Maximum withstand current	1.2 times of I_b continuously	-
Short time over current	20 times I_{max} for 1 second	-
Overload (continuous)	1.5 times of I_b , Up to 7.5A (only measurement)	-
Standards	IEC 62052-11, IEC 62053-22, IEC 62053-24, IEC61557-12, IEC 62053-31, IEC 60529, IEC 61010-1, IEC 61010-2-030, IEC 61326-1, IS14697, CE, UKCA IEC 61850-6, 7-1, 7-2, 7-3, 7-4, 8-1, (as per edition 1 and 2)	
Environmental		
Ingress protection	IP 54 (front fascia); IP20 (at terminals), IP 65 with gasket (Optional)	
Insulation	3.5 kV RMS 50 Hz, 5 seconds	
Impulse withstand	6.4 kV	
Operating temperature	-10°C to + 60°C	
Storage temperature	-25°C to + 70°C	
Temperature coefficient	0.02% / °C	0.1% / °C
Mechanical dimension (H x W x D)	96 x 96 x 57.6 mm (± 0.5 mm), 96 x 96 x 111.5 mm (± 0.5 mm) with module	
Weight	365 g	280 g
Software	- Two data loggers (16 MB memory):	
	Primary data logger	
	Logging of up to 20 energy channels values, with integration	
	period 5, 15, 30 & 60 minutes	
	~12500 parameter-days capacity at 30-minute interval	
	Secondary data logger	
	Logging of up to 20 instantaneous values with integration period	
	1, 2, 5, 10, 15 & 30 minutes	
	~40000 parameter-days capacity at 30-minute interval	
	- Configurable parameters:	
	• 8 time-of-use tariffs (TOU), 8 Seasons, 8 day types, DST dates, 6 billing history	
	• Logging daily energy snapshots values up to 90 days	
	• Alarms and event logging	
	• Up to 31 st individual harmonic component measurement	
	• Up to 63 rd total harmonic distortion (THD) measurement	
	• K-factor, Crest Factor, TDD, sequence components	
	• Power quality features including voltage sag, swell	



Technical specifications

Features		
Power supply	Range: 48-300VDC / 85-300VAC	
Burden	Base product: <3W, < 6.5VA at 240V AC. With all modules: <6.5W, <16VA	
Display	TFT for graphical and analytics (3.5 inch)	
	Size: 53 x 70 mm (H x W), 320x240 pixels. Pixel size: 0.22 mm ²	
Battery	Battery for RTC backup	
Connector	Ring type for current terminal, combicon for voltage, Aux and modbus RTU	all are combicon
Inputs and Outputs	2 configurable pulse inputs / outputs, 1 fixed pulse output, 1 Alarm output	
	• Pulse outputs:	
	24-230V DC or 48-230 V AC @ 100mA	
	Type: volt-free, pulse width: 20 - 300 ms (for 50Hz); 16 - 300 ms (for 60Hz)	
	• Pulse Input: 24-60 V AC/DC @ 100mA	
	• 3 Alarm output: Type: volt-free, 230 V AC/ 30V DC at 2 A	
	• Analogue output (self-powered): 4 configurable AO, 0-20mA, 4-20mA	
	• Indicator - 2 LEDs: one for metrology (red), one for alarms / events (amber)	
Communication		
RS485 port	Protocol: Modbus RTU	
	Baud rate: 1200 – 38400 bps, parity- none, even, odd	
Ethernet port	Ethernet over RJ-45, 10 / 100 Mbit / s, SNTP time sync	
	Optional: Modbus TCP / IP, Modbus Gateway, BACnet IP, ProfiNET, IEC61850	
Software support	Configview (for configuration / reading), Optional eWatch 100 / eWatch Online	
Time synchronization	Through SNTP protocol /through pulse input	

Order codification

Conventional Current input		Rogowski Current input	
Elite500	E500	Elite500	E500
Current Input		Current Input	
Conventional	C	Rogowski	R
Accuracy		Accuracy	
Class 0.2S	2	Class 0.5S	5
Class 0.5S	5		
PQ parameters		PQ parameters	
Ind harmonics up to 15 th order	1	Ind harmonics up to 15 th order	1
Ind harmonics up to 15 th order, PQ parameters*	2	Ind harmonics up to 15 th order, PQ parameters*	2
Ind harmonics up to 31 th order	3	Ind harmonics up to 31 th order	3
Ind harmonics up to 31 th order, PQ parameters*	4	Ind harmonics up to 31 th order, PQ parameters*	4
Fix digit	0	Rogowski Input	
For Secure	2	3x (1000A, 70 mm) - C 3x (1000A, 140mm) - D	
e.g. model number: E500C-2102		3x (4000A, 140mm) - E 3x (4000A, 200mm) - F	
		For Secure	2
		e.g. model number: E500R-51C2	

Com Modules

Modbus TCP/IP - E500M-1012 | Modbus TCP/IP GW - E500M-1022 | BACnet IP - E500M-1032 | Profinet - E500M-1042 | IEC61850 - E500M-1052
For PIPO and AO module refer manual

*PQ Parameters – sag, swell, interruption, TDD, K factor, crest factor, TEHD, TOHD, positive, negative and zero sequence components.

Africa
sales_africa@securemeters.com

Australia
sales_australia@securemeters.com

Europe
sales_eu@securemeters.com

India
sales_india@securemeters.com

South East Asia, South Asia
sales_sea@securemeters.com

UAE
sales_uae@securemeters.com

UK
sales_uk@securemeters.com

www.securemeters.com