

Data Sheet for Article: MG954030-A

Current transformer 300/5A 30x10, class 0.5

Version Dry type transformer, air insulation, Input current 300A, IP Rating IP20, Product category Normal installation (DIN EN 61869-2), Class 0,5



Technical Data

Note

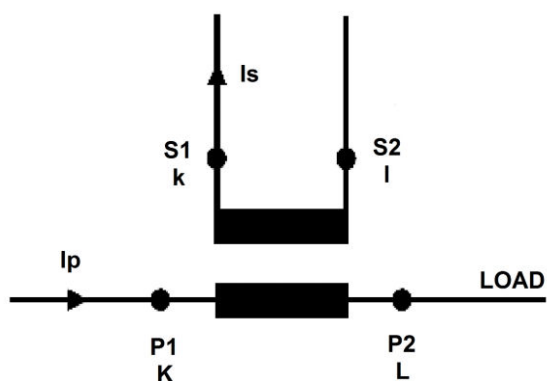
The converter is not allowed to be operated with open secondary side, because this leads to a dangerous overvoltage at the secondary side and overheating of the converter!!! (EN60044-1/A2)
Therefore, when disconnecting the measuring device, meter or power analyzer, short-circuit the secondary side.

Intended use	for cables up to diameter 27mm for copper bars up to 30 x 10mm
Product standard	EN 61869-2
Cut-out size (mm)	30x10
Specifications	
Rated current primary side I _{pr} (A)	300
Rated frequency (Hz)	50
Frequency range	47 - 63Hz
Thermal rated continuous current according to EN60044-1	
Short-time current I _{th}	< 60I _{pr}
Rated dynamic current I _{dyn}	2.5I _{th}
Safety factor	≤ 5
Rated current secondary side I _{sr}	5A

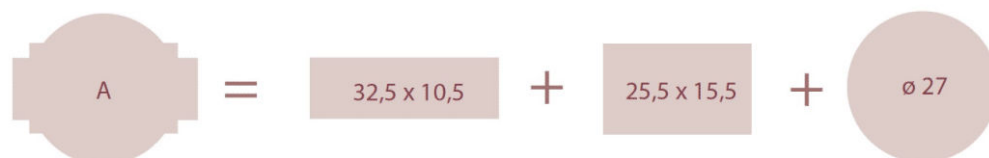
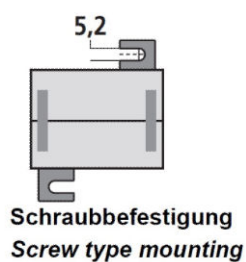
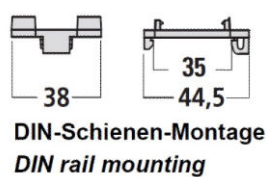
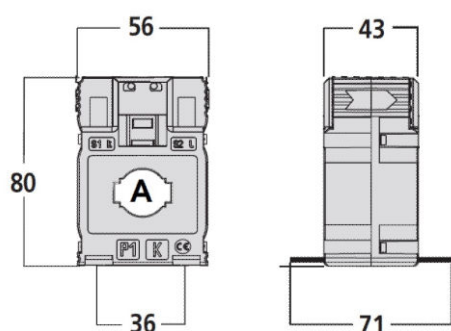
Technical Data - continued

Thermal power loss	≤ 7W at I _{cth} 125°C Maximum temperature cable/busbar.
Insulation requirements	
Version	Dry type transformer, air insulation
Max. Operating voltage U _m	0.72kV r.m.s.
Isolation test voltage	3 kV R.M.S. 50 Hz/1 min
Isolation	Class B (EN60044-1)
Working conditions	
Product category	Normal installation (DIN EN 61869-2)
Reference temperature (°C)	23°C ± 1°C
Temperature range - Operation (°C)	-25 to +50
Daily average temperature	≤ 30°C
Temperature range - Transport/storage (°C)	-40 to +85
Relative humidity (%)	≤ 85
Climatic proofing	Suitable for tropical climate
Housing	
Housing material	Polycarbonate, self-extinguishing Class V0 according to UL-94
IP Rating	IP20
Mounting method	screwable for wall mounting snap-on DIN rail 35 mm
DIN rail	TH35-15 (EN60715)
Gewicht (g)	260
Connections	
Winding primary side	Continuous cable
Torque	busbar fixing: 0,2Nm
Winding secondary side	Screw terminals
Terminal labeling	Winding secondary side s1(k) - s2(l) Winding primary side P1(K) - P2(L)
Accuracy classes	
Load current error	For class 0.5 and 5% I _n : ±1.5% For class 0.5 and 120% I _n : ±0.5% For class 1 and 20% I _n : ±1.5% For class 1 and 5% I _n : ±3%. For class 0.5 and 100% I _n : ±0.5% For class 0.5 and 20% I _n : ±0.75% For class 1 and 100% I _n : ±1%. For class 1 and 120% I _n : ±1%
Burden	Class 0.5 (8VA) Class 1 (10VA)

Schaltbild



Maßbild



SCHRACK Technik GmbH, AT-1235 Wien, Seybelgasse 13

www.schrack.com

Article Table

DESCRIPTION	Order No.
Current transformer 300/5A 30x10, class 0.5	
Version Dry type transformer, air insulation, Input current 300A, IP Rating IP20, Product category Normal installation (DIN EN 61869-2), Class 0,5	MG954030-A
Optional Accessories	
Digital CT kWh Meter 1A/5A (6A), 3phase, 2 tariffs, MID	
Measurement of supply and reference (2 directions)	MGX20006
Digital CT kWh Meter 1A/5A(6A), 3phase, 2 tariffs, MID, M-Bus	
Measurement of supply and reference (2 directions)	MGX20306
Digital CT kWh Meter 1A/5A(6A), 3phase, 2 tariffs MID, Modbus	
Measurement of supply and reference (2 directions), Modbus: selectable baud rates 300/600/1200/4800/9600	MGX20406