

IB IL DALI/PWR-PAC - Communication module



2897813

<https://www.phoenixcontact.com/au/products/2897813>

Please be informed that the data shown in this PDF document is generated from our online catalog. Please find the complete data in the user documentation. Our general terms of use for downloads are valid.



Inline, DALI master, integrated DALI power supply unit, safe electrical isolation, transmission speed in the local bus: 500 kbps, degree of protection: IP20, including Inline connectors and marking fields

Product description

The terminal is designed for use within an Inline station. It represents a DALI master that can control up to 63 DALI ballasts. The IB IL DALI/PWR-PAC has an integrated DALI power supply unit. It can be extended with up to 3 additional IB IL DALI-PAC DALI masters.

Your advantages

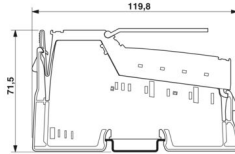
- Safe electrical isolation of the DALI bus
- Indicators for diagnostics, transmission, and reception
- Protection of the DALI bus against accidental connection of the mains voltage (up to 250 V AC)
- Up to 64 DALI devices per master terminal
- Function blocks for PC Worx are available

Commercial data

Item number	2897813
Packing unit	1 pc
Minimum order quantity	1 pc
Sales key	DRHABA
Product key	DRHABA
GTIN	4046356133067
Weight per piece (including packing)	295 g
Weight per piece (excluding packing)	286 g
Customs tariff number	85389099
Country of origin	DE

Technical data

Dimensions

Dimensional drawing	
Width	48.8 mm
Height	119.8 mm
Depth	71.5 mm
Note on dimensions	Housing dimensions

Notes

Note on application

Note on application	Only for industrial use
---------------------	-------------------------

Interfaces

Inline local bus

Connection method	Inline data jumper
Transmission speed	500 kbps

Fieldbus: DALI

Designation	DALI
Connection method	Inline connector
Supply voltage	typ. 14 V DC (Bus voltage)
Output current with short-circuit	max. 250 mA
Current carrying capacity	max. 128 mA (Bus load; observe derating when using DALI extension terminals.)
Transmission speed	1200 bps
Type of protection	Bus protected up to 250 V AC, maximum

System properties

System limits

Number of local bus devices that can be connected	3 (DALI extension terminals)
---	------------------------------

Module

ID code (dec.)	191
ID code (hex)	BF
Length code (hex)	02
Length code (dec)	02

IB IL DALI/PWR-PAC - Communication module



2897813

<https://www.phoenixcontact.com/au/products/2897813>

Process data channel	32 bit
Input address area	4 Byte
Output address area	4 Byte
Register length	32 bit
Required parameter data	1 Byte
Required configuration data	5 Byte

Product properties

Product type	I/O component
Product family	Inline
Type	modular
Scope of supply	including Inline connectors and marking fields
No. of channels	1
Special properties	integrated DALI power supply unit safe electrical isolation

Electrical properties

Maximum power dissipation for nominal condition	10.6 W
---	--------

Potentials: Communications power (U_L)

Supply voltage	7.5 V DC (via voltage jumper)
Current draw	max. 38 mA

Potentials: Main circuit supply (U_M)

Supply voltage	24 V DC (via voltage jumper)
Supply voltage range	19.2 V DC ... 30 V DC (including all tolerances, including ripple)
Current draw	max. 441 mA

Potentials: DALI supply voltage U_{DALI}

Current draw	max. 128 mA
--------------	-------------

Connection data

Connection technology

Connection name	Inline connector
-----------------	------------------

Conductor connection

Connection method	Spring-cage connection
Conductor cross section rigid	0.2 mm ² ... 1.5 mm ²
Conductor cross section flexible	0.2 mm ² ... 1.5 mm ²
Conductor cross section AWG	24 ... 16
Stripping length	8 mm

Inline connector

Connection method	Spring-cage connection
Conductor cross section, rigid	0.2 mm ² ... 1.5 mm ²
Conductor cross section, flexible	0.2 mm ² ... 1.5 mm ²

2897813

<https://www.phoenixcontact.com/au/products/2897813>

Conductor cross section AWG	24 ... 16
Stripping length	8 mm

Environmental and real-life conditions

Ambient conditions

Ambient temperature (operation)	-25 °C ... 60 °C (Observe derating when using DALI extension terminals.)
Degree of protection	IP20
Air pressure (operation)	80 kPa ... 106 kPa (up to 2000 m above sea level)
Air pressure (storage/transport)	70 kPa ... 106 kPa (up to 3000 m above sea level)
Ambient temperature (storage/transport)	-25 °C ... 85 °C
Permissible humidity (operation)	10 % ... 95 % (non-condensing)
Permissible humidity (storage/transport)	10 % ... 95 % (non-condensing)

Standards and regulations

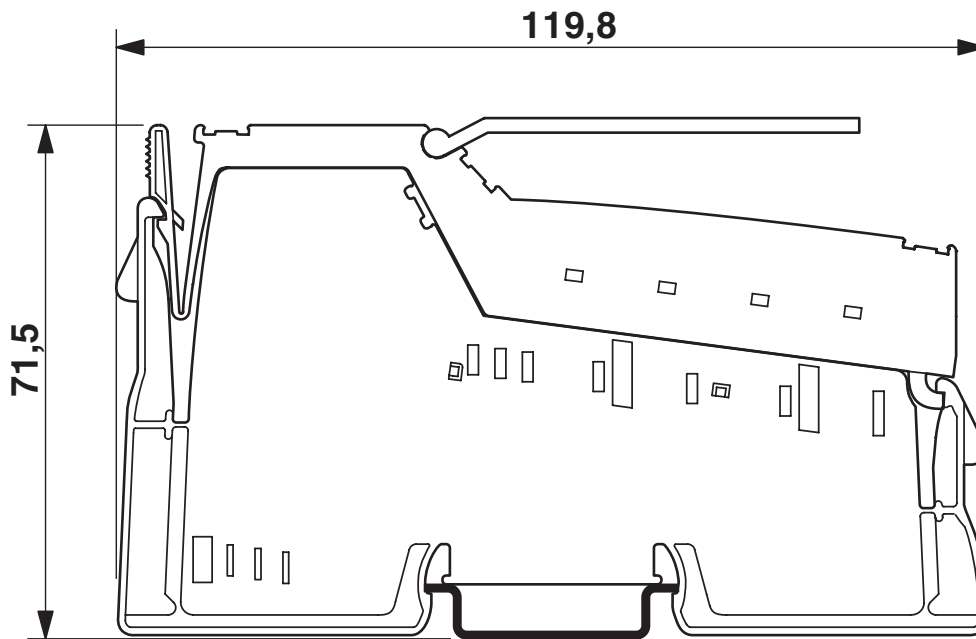
Protection class	III (IEC 61140, EN 61140, VDE 0140-1)
------------------	---------------------------------------

Mounting

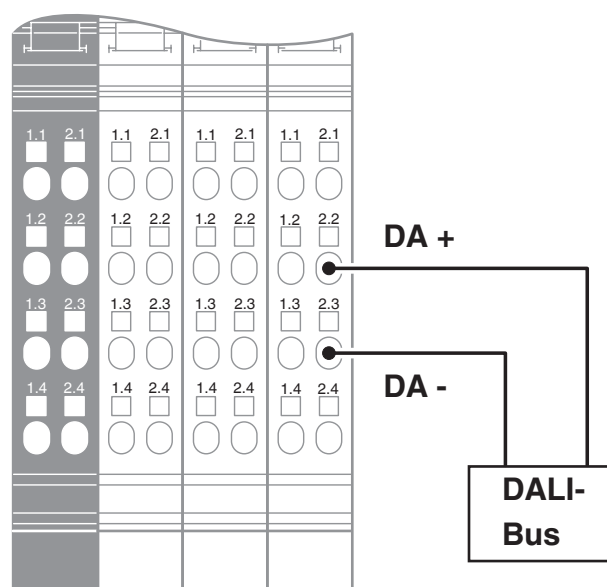
Mounting type	DIN rail mounting
---------------	-------------------

Drawings

Dimensional drawing



Connection diagram



2897813

<https://www.phoenixcontact.com/au/products/2897813>

Classifications

ECLASS

ECLASS-13.0	27242608
ECLASS-15.0	27242608

ETIM

ETIM 9.0	EC001604
----------	----------

UNSPSC

UNSPSC 21.0	32151600
-------------	----------

2897813

<https://www.phoenixcontact.com/au/products/2897813>

Environmental product compliance

China RoHS

Environment friendly use period (EFUP)	EFUP-50
	An article-related China RoHS declaration table can be found in the download area for the respective article under "Manufacturer declaration". For all articles with EFUP-E, no China RoHS declaration table issued and required.

EU REACH SVHC

REACH candidate substance (CAS No.)	No substance above 0.1 wt%
-------------------------------------	----------------------------

Phoenix Contact 2025 © - all rights reserved
<https://www.phoenixcontact.com>

PHOENIX CONTACT PTY Ltd
Unit 7, 2-8 South Street
Rydalmere NSW 2116
1300 786 411
customerservice@phoenixcontact.com.au