

Feed-through terminal, Screw connection, Mounting type: Mounting rail TS 35/7.5, Rated cross-section: 10 mm², Width: 8 mm, Colour: Red

Business data

Article number	<u>17108.9</u>
Article name	SRK 6/2A RD
GTIN (EAN)	4044211170318
Packaging unit	100
Quantity unit	PC
Weight per piece (not including packaging)	11.7 g
Weight per piece (including packaging)	12.4 g
Unit of weight	G
Customs number	85369010
Prio-Article	17108.2
Product description	Feed-through terminal

Technical data

Dimensions

Length	48 mm
Width	8 mm
Height TS 35/7.5	47 mm

Ratings

Rated voltage	1000 V
Rated current	41 A
Current load, max.	57 A
Rated cross-section	10 mm ²
Rated impulse voltage	8 kV
Overvoltage category	III
Contamination degree	3
Maximum power dissipation for nominal condition	1.31 W

Technical data

Connection data

Connection principle	Screw connection
Connection position	Lateral
Connections	2
Number of terminals per level	2
Number of levels	1
Wire cross-section single-core (rigid) / stranded, min.	0.2 mm ²
Wire cross-section single core (rigid)/stranded, max.	10 mm ²
Wire cross-section stranded, min.	0.2 mm ²
Wire cross-section stranded, max.	10 mm ²
Wire cross-section stranded with wire-end ferrules,min.	0.2 mm ²
Wire cross-section stranded with wire-end ferrules,max.	6 mm ²
Wire cross-section AWG, min.	22
Wire cross-section AWG, max.	8
Stripping length	10 mm
Screw head	Slotted
Screw threading	M 3,5
Wire cross-section single-core (rigid) / stranded, AWGmax.	8
Wire cross-section single-core (rigid) / stranded, AWGmin.	22
Wire cross-section stranded, AWG max.	8
Wire cross-section stranded, AWG min.	22
Wire cross-section stranded with wire-end ferrules, AWG max.	10
Wire cross-section stranded with wire-end ferrules, AWG min.	22

Materials

Insulation housing	Polyamide 6.6
Flammability class UL 94	V-0
Working temperature, min.	-40 °C
Working temperature, max.	120 °C

Further technical data

Mounting type	Mounting rail TS 35/7,5
Gauge plug acc. to EN 60 947-1	A5
Number of cross-connection channels	2
End plate required	✓
Number of test pick-off options	1

Data sheet

17108.9 SRK 6/2A RD



Technical data

Environmental Product Compliance

REACH Candidate Substance Note

No

Approvals

Standards and regulations

EAC approval	TR ZU 004/2011
--------------	----------------

EAC approval granted	yes
----------------------	-----

CSA approval

CSA approval	C22.2 No 158
--------------	--------------

CSA approval granted	yes
----------------------	-----

CSA Usegroup C: rated voltage	600 V
-------------------------------	-------

CSA Usegroup C: rated current	50 A
-------------------------------	------

CSA wire cross-section AWG, min.	22
----------------------------------	----

CSA wire cross-section AWG, max.	8
----------------------------------	---

CSA torque, max.	1.6 Nm
------------------	--------

CSA torque, min.	0.8 Nm
------------------	--------

CSAus approval

CSAus approval	UL 1059
----------------	---------

CSAus approval granted	yes
------------------------	-----

CSAus Usegroup C: rated voltage	600 V
---------------------------------	-------

CSAus Usegroup C: rated current	50 A
---------------------------------	------

CSAus wire cross-section AWG, min.	22
------------------------------------	----

CSAus wire cross-section AWG, max.	8
------------------------------------	---

CSAus torque, min.	0.8 Nm
--------------------	--------

CSAus torque, max.	1.6 Nm
--------------------	--------

cUL Recognized

cUL approval	C22.2 No 158
--------------	--------------

cUL Usegroup B: rated voltage	600 V
-------------------------------	-------

cUL Usegroup B: rated current	50 A
-------------------------------	------

cUL Usegroup C: rated voltage	600 V
-------------------------------	-------

cUL Usegroup C: rated current	50 A
-------------------------------	------

cUL wire cross-section single-core (rigid) AWG, min.	22
--	----

cUL wire cross-section single-core (rigid) AWG, max.	8
--	---

cUL wire cross-section stranded AWG, min.	22
---	----

cUL wire cross-section stranded AWG, max.	8
---	---

cUL torque, min.	0.8 Nm
------------------	--------

cUL torque, max.	1.6 Nm
------------------	--------

cUL wire material	Cu
-------------------	----

cUL Recognized	1
----------------	---

Approvals

KEMA KEUR approval

KEMA KEUR approval	EN 60947-7-1:2009
KEMA KEUR approval granted	yes
KEMA rated voltage	1000 V
KEMA rated current	57 A
KEMA rated impulse voltage	8 kV
KEMA wire cross-section single core (rigid), min.	0.5 mm ²
KEMA wire cross-section single-core (rigid), max.	10 mm ²
KEMA wire cross-section stranded, min.	0.5 mm ²
KEMA wire cross-section stranded, max.	10 mm ²
KEMA torque, min.	0.8 Nm
KEMA torque, max.	1.6 Nm

UL Recognized

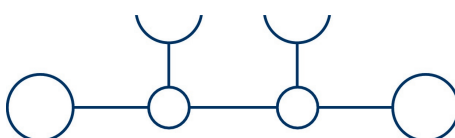
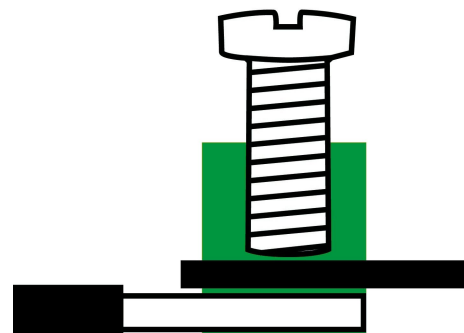
UL approval	UL 1059
UL Usegroup B: rated voltage	600 V
UL Usegroup B: rated current	50 A
UL Usegroup C: rated voltage	600 V
UL Usegroup C: rated current	50 A
UL wire cross-section single-core (rigid) AWG, min.	22
UL wire cross-section single-core (rigid) AWG, max.	8
UL wire cross-section stranded AWG, min.	22
UL wire cross-section stranded AWG, max.	8
UL torque, min.	7.1 Lb In.
UL torque, max.	14.2 Lb In.
UL wire material	Cu
UL factory wiring	1
UL field wiring	1
UL Recognized	1

Approvals

German Lloyd approval

DNV GL Certificate number	TAE00002JG
DNV GL Location Classes	Temperature: B, Humidity: B, Vibration: A
DNV GL approval granted	1
DNV GL rated cross-section	6 mm ²
DNV GL rated current	57 A
DNV GL rated impulse voltage	8 kV
DNV GL rated voltage	1000 V
DNV GL test standard	IEC 60947-7-1:2009

Media



Accessories

Cover

Cover, Width: 8 mm, Colour: Yellow



Article number	Article name	GTIN (EAN)	Packaging unit
<u>17297.8</u>	SAD 1/8/B YE	4044211205454	50 ST

Measurement pick-off terminal

Measurement pick-off terminal, Screw connection, Mounting type: On base, Rated cross-section: 4 mm², Width: 6.6 mm, Colour: Beige



Article number	Article name	GTIN (EAN)	Packaging unit
<u>17121.2</u>	SMAG 6/4 BG	4044211172114	10 ST

End plate

End plate, Width: 1.5 mm, Colour: Beige



Article number	Article name	GTIN (EAN)	Packaging unit
<u>2001.2</u>	AP 2,5-10 BG	4044211047979	50

End stop

End stop, Mounting type: Mounting rail TS 35/7.5 and TS 35/15, Width: 8 mm, Colour: Beige



Article number	Article name	GTIN (EAN)	Packaging unit
<u>17250.2</u>	SES 35 BG	4044211178253	50

Insulation cap for cross-connector

17108.9 SRK 6/2A RD



Insulating cap, Colour: Yellow

Article number	Article name	GTIN (EAN)	Packaging unit
<u>17200.8</u>	SQIK 2,5-10 YE	4044211148539	20

Insulated cross-connector



Insulated cross-connector, No. of poles: 7, Mounting type: Plug in, Width: 54.8 mm, Rated cross-section: 6 mm², Colour: Yellow

Article number	Article name	GTIN (EAN)	Packaging unit
<u>17226.8</u>	SQI 6/7 YE	4044211148799	20



Insulated cross-connector, No. of poles: 8, Mounting type: Plug in, Width: 62.9 mm, Rated cross-section: 6 mm², Colour: Yellow

Article number	Article name	GTIN (EAN)	Packaging unit
<u>17227.8</u>	SQI 6/8 YE	4044211148805	10



Insulated cross-connector, No. of poles: 4, Mounting type: Plug in, Width: 30.5 mm, Rated cross-section: 6 mm², Colour: Yellow

Article number	Article name	GTIN (EAN)	Packaging unit
<u>17223.8</u>	SQI 6/4 YE	4044211148768	20



Insulated cross-connector, No. of poles: 9, Mounting type: Plug in, Width: 71 mm, Rated cross-section: 6 mm², Colour: Yellow

Article number	Article name	GTIN (EAN)	Packaging unit
<u>17228.8</u>	SQI 6/9 YE	4044211148812	10



Insulated cross-connector, No. of poles: 10, Mounting type: Plug in, Width: 79.1 mm, Rated cross-section: 6 mm², Colour: Yellow

Article number	Article name	GTIN (EAN)	Packaging unit
<u>17229.8</u>	SQI 6/10 YE	4044211148829	10

Insulated cross-connector



Insulated cross-connector, No. of poles: 2, Mounting type: Plug in, Width: 14.3 mm, Rated cross-section: 6 mm², Colour: Yellow

Article number	Article name	GTIN (EAN)	Packaging unit
<u>17221.8</u>	SQI 6/2 YE	4044211148744	50



Insulated cross-connector, No. of poles: 3, Mounting type: Plug in, Width: 22.4 mm, Rated cross-section: 6 mm², Colour: Yellow

Article number	Article name	GTIN (EAN)	Packaging unit
<u>17222.8</u>	SQI 6/3 YE	4044211148751	50



Insulated cross-connector, No. of poles: 6, Mounting type: Plug in, Width: 46.7 mm, Rated cross-section: 6 mm², Colour: Yellow

Article number	Article name	GTIN (EAN)	Packaging unit
<u>17225.8</u>	SQI 6/6 YE	4044211148782	20



Insulated cross-connector, No. of poles: 30, Mounting type: Plug in, Width: 240 mm, Rated cross-section: 6 mm², Colour: Yellow


Article number	Article name	GTIN (EAN)	Packaging unit
<u>17230.8</u>	SQI 6/30 YE	4044211148836	5



Insulated cross-connector, No. of poles: 5, Mounting type: Plug in, Width: 38.6 mm, Rated cross-section: 6 mm², Colour: Yellow

Article number	Article name	GTIN (EAN)	Packaging unit
<u>17224.8</u>	SQI 6/5 YE	4044211148775	20

Quick marking



Terminal marker / Pocket Maxicard, Length: 5 mm, Width: 8 mm, Colour: White

Article number	Article name	GTIN (EAN)	Packaging unit
<u>9323.7</u>	PMC SB 8/40 WH	4044211129231	400 ST

Screwdriver


17108.9 SRK 6/2A RD

Screwdriver with bare blade, Colour: Black-grey



Article number	Article name	GTIN (EAN)	Packaging unit
<u>1087.0</u>	SDB 0,8x4,0	4044211014803	1 ST

Test adapters



Test adapter, Length: 70 mm, Pitch size: 5 mm, Colour: Beige


Article number	Article name	GTIN (EAN)	Packaging unit
<u>17260.2</u>	STA 5/1 BG	4044211171599	10 ST



Test adapter, Length: 70 mm, Pitch size: 3 mm, Colour: Beige

Article number	Article name	GTIN (EAN)	Packaging unit
<u>17262.2</u>	STA ZP3 BG	4044211171612	10 ST

##INVERSE##CONTA-CONNECT



Test adapter, Length: 70 mm, Pitch size: 5 mm, Colour: Beige

Article number	Article name	GTIN (EAN)	Packaging unit
<u>17260.2</u>	STA 5/1 BG	4044211171599	10 ST



Test adapter, Length: 70 mm, Pitch size: 3 mm, Colour: Beige

Article number	Article name	GTIN (EAN)	Packaging unit
<u>17262.2</u>	STA ZP3 BG	4044211171612	10 ST



Measurement pick-off terminal, Screw connection, Mounting type: On base, Rated cross-section: 4 mm², Width: 6.6 mm, Colour: Beige

Article number	Article name	GTIN (EAN)	Packaging unit
<u>17121.2</u>	SMAG 6/4 BG	4044211172114	10 ST