

# PS-EE-2G/1AC/24DC/240W/SC - Power supply



1234304

<https://www.phoenixcontact.com/au/products/1234304>

Please be informed that the data shown in this PDF document is generated from our online catalog. Please find the complete data in the user documentation. Our general terms of use for downloads are valid.



Primary-switched power supply unit ESSENTIAL POWER, Screw connection, DIN rail mounting, input: 1-phase, output: 24 V DC / 10 A, adjustable from 24 V DC ... 28 V DC

## Commercial data

Item number	1234304
Packing unit	1 pc
Minimum order quantity	1 pc
Sales key	CMB313
Product key	CMB313
GTIN	4063151338039
Weight per piece (including packing)	970 g
Weight per piece (excluding packing)	855 g
Customs tariff number	85044095
Country of origin	Information on the country of origin is provided with the delivery.

## Technical data

### Input data

#### AC operation

Supply system configuration	TN, TT, IT (PE)
Nominal input voltage range	100 V AC ... 240 V AC
Input voltage range	110 V AC ... 240 V AC $\pm 10\%$ ( $P_N = 240\text{ W}$ )
	100 V AC ... 109 V AC $-15\%$ ... $+10\%$ ( $P_N = 200\text{ W}$ )
Typical national grid voltage	120 V AC
	230 V AC
Voltage type of supply voltage	AC
Inrush current	typ. 30 A (at 25 °C)
Inrush current integral ( $I^2t$ )	typ. 0.2 A <sup>2</sup> s
Frequency range ( $f_N$ )	50 Hz ... 60 Hz $\pm 10\%$
Mains buffering time	typ. 30 ms (120 V AC)
	typ. 30 ms (230 V AC)
Current consumption	max. 3 A (240 W)
	max. 2.5 A (200 W)
	typ. 2.4 A (110 V AC (240 W))
	typ. 1.2 A (240 V AC (240 W))
	typ. 2.4 A (100 V AC (200 W))
typ. 2.3 A (109 V AC (200 W))	
Protective circuit	Transient protection; Varistor
Switch-on time	typ. 1 s
Device mains fuse	5 A internal (device protection), fast-blow
Recommended breaker for input protection	6 A ... 16 A (Characteristic B, C, D, K or comparable)
Discharge current to PE	< 3.5 mA

### Output data

Efficiency	typ. 91 % (120 V AC)
	typ. 92 % (230 V AC)
Nominal output voltage	24 V DC
Setting range of the output voltage ( $U_{Set}$ )	24 V DC ... 28 V DC (> 24 V DC, constant capacity restricted)
Nominal output current ( $I_N$ ) (IN_PMax)	max. 10 A ( $P_N = 240\text{ W}$ )
Nominal output current ( $I_N$ ) (IN_PMin)	max. 8.33 A ( $P_N = 200\text{ W}$ )
Short-circuit-proof	yes
No-load proof	yes
Crest factor	typ. 1.5 (120 V AC)
	typ. 1.9 (230 V AC)
Output power ( $P_N$ )	240 W (240 V AC)
	200 W (100 V AC)
Connection in parallel	yes, for increasing power and redundancy with diode
Connection in series	yes, for increased output voltage

# PS-EE-2G/1AC/24DC/240W/SC - Power supply



1234304

<https://www.phoenixcontact.com/au/products/1234304>

Feedback voltage resistance	≤ 35 V DC
Protection against overvoltage at the output (OVP)	≤ 35 V DC
Residual ripple	typ. 70 mV <sub>PP</sub> (with nominal values)
Control deviation	< 2 % (change in load, static 10 % ... 90 %)
	< 4 % (change in load, dynamic 10 % ... 90 %)
	< 0.1 % (change in input voltage ±10 %)
Rise time	< 100 ms (U <sub>Out</sub> = 10 % ... 90 %)
Minimum no-load power dissipation	< 3 W (120 V AC)
Maximum no-load power dissipation	< 3 W (230 V AC)
Minimum nominal load power dissipation	< 24 W (120 V AC)
Power loss nominal load max.	< 20 W (230 V AC)
Integrated fuse protection	no

## Connection data

### Input

Position	1.x
----------	-----

### Connection technology

Position marking	1.1 (L1), 1.2 (N), 1.3 (⊕, ⊖)
------------------	-------------------------------

### Conductor connection

Connection method	Screw connection
rigid	0.75 mm <sup>2</sup> ... 2.5 mm <sup>2</sup>
	2.5 mm <sup>2</sup> (recommended)
flexible	0.75 mm <sup>2</sup> ... 2.5 mm <sup>2</sup>
	2.5 mm <sup>2</sup> (recommended)
flexible with ferrule without plastic sleeve	0.75 mm <sup>2</sup> ... 2.5 mm <sup>2</sup>
	2.5 mm <sup>2</sup> (recommended)
flexible with ferrule with plastic sleeve	0.75 mm <sup>2</sup> ... 2.5 mm <sup>2</sup>
	2.5 mm <sup>2</sup> (recommended)
AWG	18 ... 14 (Cu)
	14 (recommended)
Stripping length	6.5 mm (Rigid/flexible/ferrule)
Tightening torque	0.5 Nm ... 0.6 Nm
	5 lb <sub>F</sub> -in. ... 7 lb <sub>F</sub> -in.
Drive form screw head	Slotted Phillips recess H1L

### Output

Position	2.x
----------	-----

### Connection technology

Position marking	2.1, 2.2 (+), 2.3, 2.4 (-)
------------------	----------------------------

### Conductor connection

Connection method	Screw connection
rigid	1.5 mm <sup>2</sup> ... 2.5 mm <sup>2</sup>

# PS-EE-2G/1AC/24DC/240W/SC - Power supply



1234304

<https://www.phoenixcontact.com/au/products/1234304>

	2.5 mm <sup>2</sup> (recommended)
flexible	1.5 mm <sup>2</sup> ... 2.5 mm <sup>2</sup>
	2.5 mm <sup>2</sup> (recommended)
flexible with ferrule without plastic sleeve	1.5 mm <sup>2</sup> ... 2.5 mm <sup>2</sup>
	2.5 mm <sup>2</sup> (recommended)
flexible with ferrule with plastic sleeve	1.5 mm <sup>2</sup> ... 2.5 mm <sup>2</sup>
	2.5 mm <sup>2</sup> (recommended)
AWG	16 ... 14 (Cu)
	14 (recommended)
Stripping length	6.5 mm (Rigid/flexible/ferrule)
Tightening torque	0.5 Nm ... 0.6 Nm
	5 lb <sub>F</sub> -in. ... 7 lb <sub>F</sub> -in.
Drive form screw head	Slotted Phillips recess H1L

## Signaling

### LED signaling

Types of signaling	LED DC OK - signal state operation ( $U_N = 24 \text{ V DC}$ , $I_{Out} = I_N$ )
Function	Visual operating state display
Color	green
LED off	Supply voltage input AC not present (Off)
LED on (green), DC OK	$U_{OUT} > 11 \text{ V}$ (On (green), DC OK)

## Electrical properties

Number of phases	1
Insulation voltage input/output	4 kV AC (type test)
	3 kV AC (routine test)
Insulation voltage input / PE	3.5 kV AC (type test)
	2.4 kV AC (routine test)

## Product properties

Product family	ESSENTIAL POWER
MTBF (Telcordia SR-332)	> 1170000 h (25 °C)
	> 800000 h (40 °C)
	> 700000 h (45 °C)

### Insulation characteristics

Protection class	I
Overvoltage category (EN 61010-1)	II ( $\leq 3000 \text{ m}$ )
Degree of pollution	2

### Life expectancy (electrolytic capacitors)

Current	10 A
Temperature	40 °C
Time	23000 h
Additional text	120 V AC

# PS-EE-2G/1AC/24DC/240W/SC - Power supply



1234304

<https://www.phoenixcontact.com/au/products/1234304>

## Life expectancy (electrolytic capacitors)

Current	10 A
Temperature	30 °C
Time	46000 h
Additional text	120 V AC

## Life expectancy (electrolytic capacitors)

Current	10 A
Temperature	40 °C
Time	31000 h
Additional text	230 V AC

## Life expectancy (electrolytic capacitors)

Current	10 A
Temperature	30 °C
Time	60000 h
Additional text	230 V AC

## Dimensions

### Item dimensions

Width	60 mm
Height	124 mm
Depth	125 mm

### Installation dimensions

Installation distance right/left	10 mm / 10 mm
Installation distance top/bottom	30 mm / 30 mm

## Mounting

Mounting type	DIN rail mounting
Assembly note	alignable: 0 mm horizontally, 30 mm vertically
Mounting position	horizontal DIN rail NS 35, EN 60715
With protective coating	no

## Material specifications

Housing material	Metal
Housing material	Aluminum (AlMg3) / sheet steel, zinc-plated
Hood version	Stainless steel
Side element version	Aluminum
Foot latch material	Sheet steel, zinc-plated

## Environmental and real-life conditions

### Ambient conditions

Degree of protection	IP20
----------------------	------

# PS-EE-2G/1AC/24DC/240W/SC - Power supply



1234304

<https://www.phoenixcontact.com/au/products/1234304>

Ambient temperature (operation)	-20 °C ... 70 °C (Derating >45°C: 2.5%/K)
Ambient temperature (storage/transport)	-40 °C ... 85 °C
Maximum altitude	≤ 3000 m (> 2000 m, Derating: 10 %/1000 m)
Climatic class	3K22 (in accordance with EN 60721-3-3)
Max. permissible relative humidity (operation)	≤ 95 % (at 25 °C, non-condensing)
Shock (operation)	15 ms, 15g, per spatial direction (IEC 60068-2-27)
Vibration (operation)	10 Hz ... 50 Hz, amplitude ±0.2 mm 50 Hz ... 150 Hz, 2.3g, 90 min.
Temp code	T4 (-20 ... +70 °C; > 45 °C, Derating: 2,5 %/K)

## Standards and regulations

### Electrical safety

Standard designation	Electrical safety
Standards/specifications	IEC 61010-2-201 (SELV)

### Electronic equipment for use in power installations

Standard designation	Equipping high voltage installations with electronic equipment
Standards/specifications	EN 50178/VDE 0160 (PELV)

### Safety for measurement, control, and laboratory equipment

Standard designation	Safety for equipment for measurement, control, and laboratory use
Standards/specifications	IEC 61010-1

### Protective extra-low voltage

Standard designation	Protective extra-low voltage
Standards/specifications	IEC 61010-1 (SELV) IEC 61010-2-201 (PELV)

### Limitation of harmonic line currents

Standard designation	Limitation of harmonic line currents
Standards/specifications	EN 61000-3-2

### Safe isolation

Standard designation	Safe isolation
Standards/specifications	IEC 61558-2-16
Note	Transformer

### Mains voltage dips

Standard designation	Requirement of the semiconductor industry with regard to mains voltage dips
Standards/specifications	SEMI F47 - 0706 (185 V AC)

## Approvals

### UL

Identification	UL/C-UL Listed UL 61010-1
----------------	---------------------------

# PS-EE-2G/1AC/24DC/240W/SC - Power supply



1234304

<https://www.phoenixcontact.com/au/products/1234304>

## UL

Identification	UL/C-UL Listed UL 61010-2-201
----------------	-------------------------------

## CB scheme

Identification	CB scheme (IEC 61010-1, IEC 61010-2-201)
----------------	--

## EMC data

Electromagnetic compatibility	Conformance with EMC Directive 2014/30/EU
Low Voltage Directive	Conformance with Low Voltage Directive 2014/35/EC
Interference emission	Interference emission in accordance with EN 61000-6-3 (residential and commercial) and EN 61000-6-4 (industrial)
EMC requirements for noise immunity	EN 61000-6-2

## Conducted noise emission

Standards/regulations	EN 55016
	EN 61000-6-3 (Class B)

## Noise emission

Standards/regulations	EN 55016
	EN 61000-6-3 (Class B)

## Harmonic currents

Standards/regulations	EN 61000-3-2
	EN 61000-3-2 (Class A)
Frequency range	0 kHz ... 2 kHz

## Electrostatic discharge

Standards/regulations	EN 61000-4-2
-----------------------	--------------

## Electrostatic discharge

Contact discharge	6 kV (Test Level 3)
Discharge in air	8 kV (Test Level 3)
Comments	Criterion A

## Electromagnetic HF field

Standards/regulations	EN 61000-4-3
-----------------------	--------------

## Electromagnetic HF field

Frequency range	80 MHz ... 1 GHz
Test field strength	10 V/m (Test Level 3)
Frequency range	1 GHz ... 6 GHz
Test field strength	10 V/m (Test Level 3)
Frequency range	2 GHz ... 3 GHz
Test field strength	1 V/m (Test Level 3)
Comments	Criterion A

## Fast transients (burst)

Standards/regulations	EN 61000-4-4
-----------------------	--------------

1234304

<https://www.phoenixcontact.com/au/products/1234304>

## Fast transients (burst)

Input	asymmetrical 4 kV (Test Level 4)
Output	asymmetrical 2 kV (Test Level 3)
Comments	Criterion A

## Surge voltage load (surge)

Standards/regulations	EN 61000-4-5
-----------------------	--------------

## Surge voltage load (surge)

Input	symmetrical 2 kV (Test Level 4)
	asymmetrical 4 kV (Test Level 4)
Output	symmetrical 0.5 kV (Test Level 2)
	asymmetrical 1 kV (Test Level 3)
Comments	Criterion A

## Conducted interference

Standards/regulations	EN 61000-4-6
-----------------------	--------------

## Conducted interference

Input/Output	asymmetrical
Frequency range	0.15 MHz ... 80 MHz
Comments	Criterion A
Voltage	10 V (Test Level 3)

## Voltage dips

Standards/regulations	EN 61000-4-11
Voltage	230 V AC
Frequency	50 Hz
Voltage dip	40 %
Number of periods	10 periods
Comments	Criterion A
Voltage dip	0 %
Number of periods	1 period
Comments	Criterion B
Voltage dip	0 %
Number of periods	1 period
Comments	Criterion A

## Criteria

Criterion A	Normal operating behavior within the specified limits.
Criterion B	Temporary impairment to operational behavior that is corrected by the device itself.
Criterion C	Temporary adverse effects on the operating behavior, which the device corrects automatically or which can be restored by actuating the operating elements.

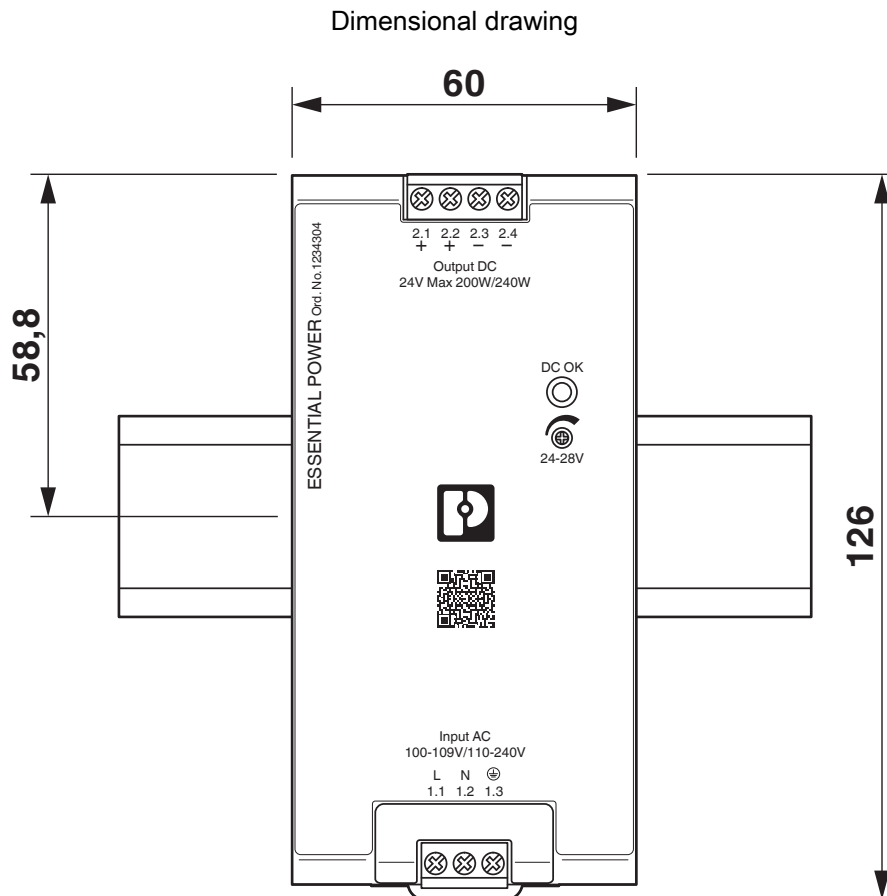
# PS-EE-2G/1AC/24DC/240W/SC - Power supply



1234304

<https://www.phoenixcontact.com/au/products/1234304>

## Drawings



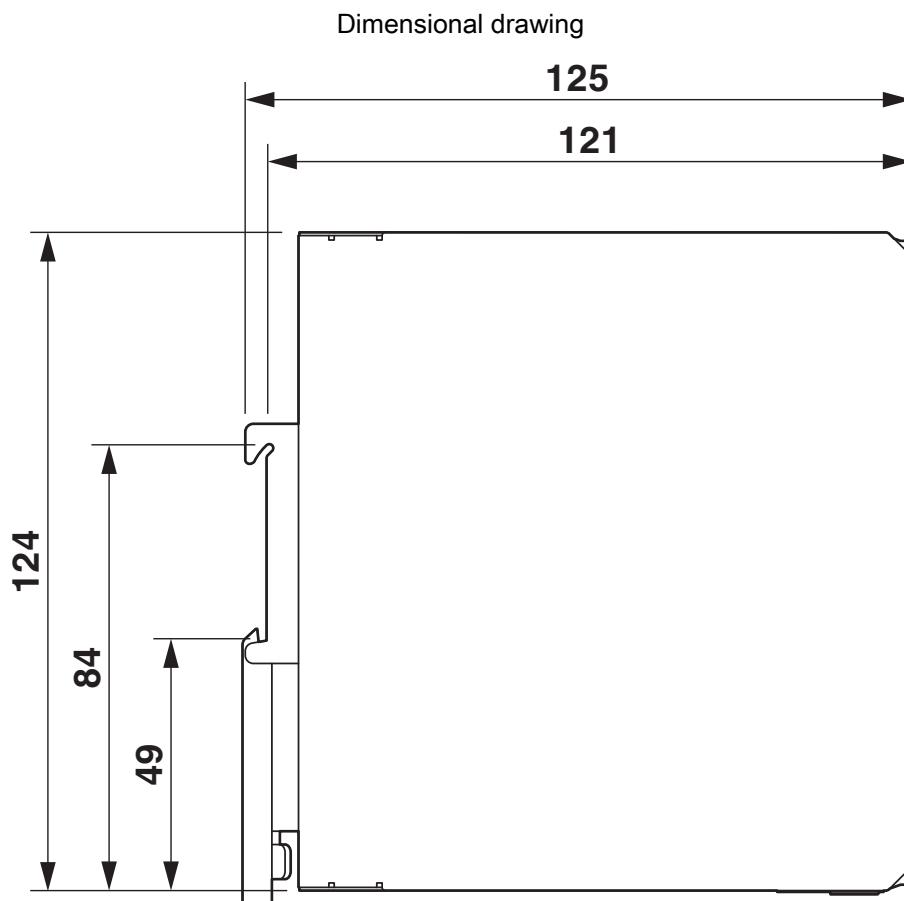
Device dimensions (dimensions in mm)

# PS-EE-2G/1AC/24DC/240W/SC - Power supply



1234304

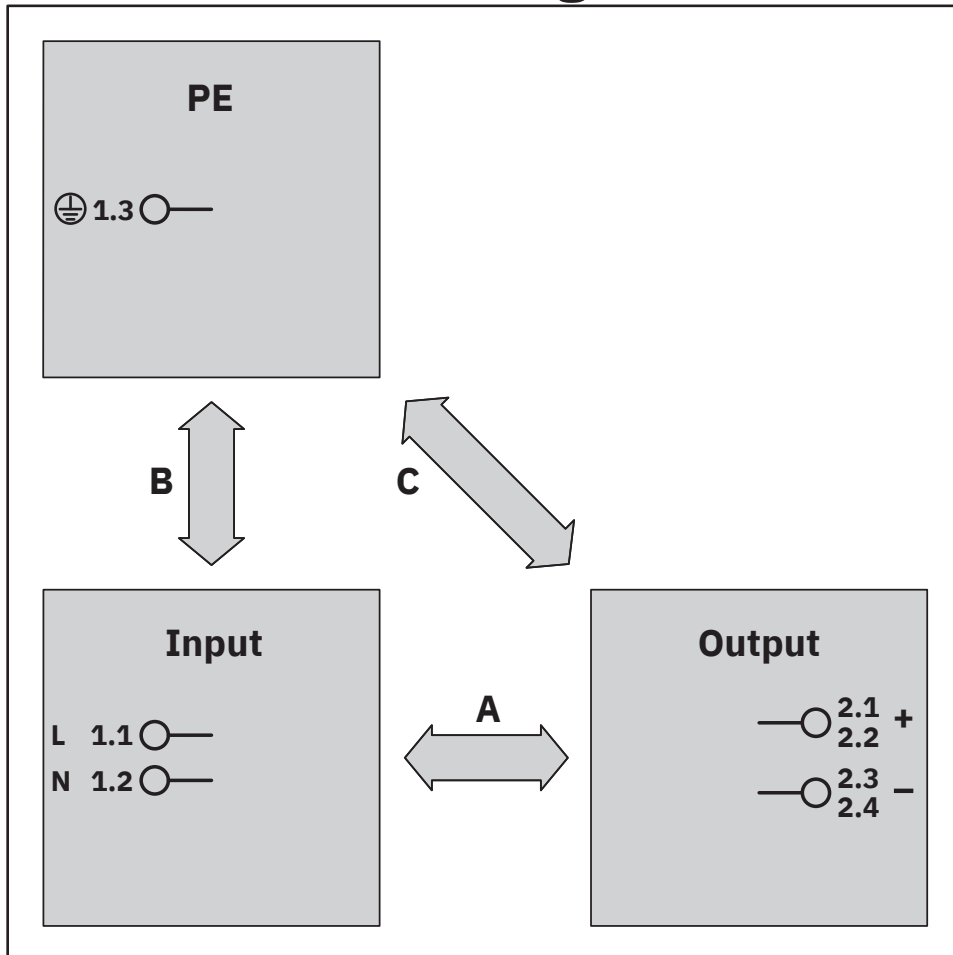
<https://www.phoenixcontact.com/au/products/1234304>



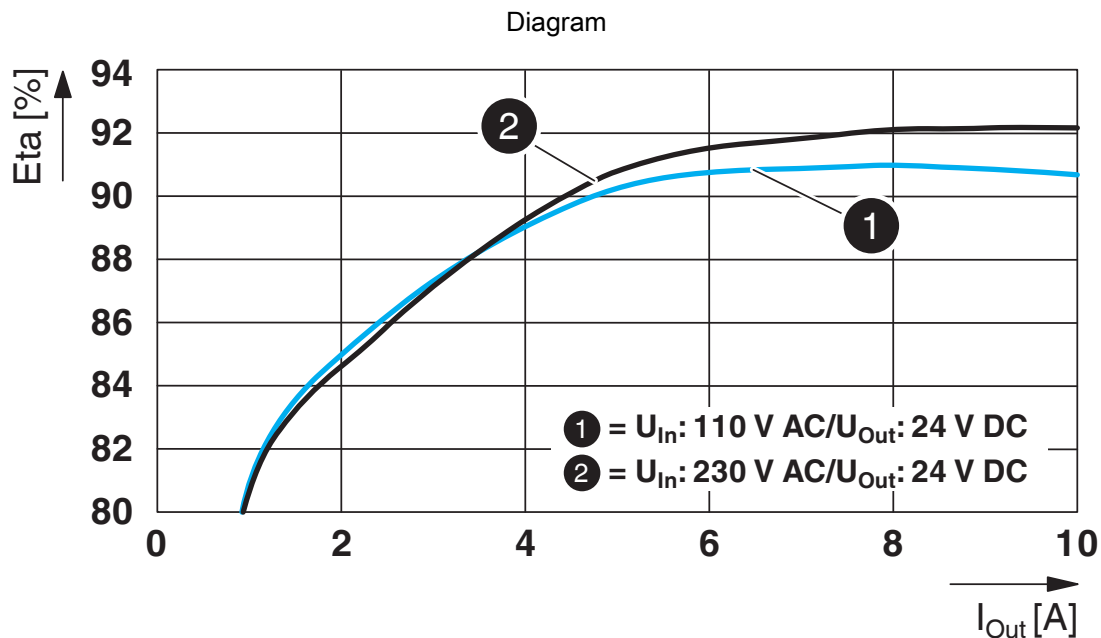
Device dimensions (dimensions in mm)

Schematic diagram

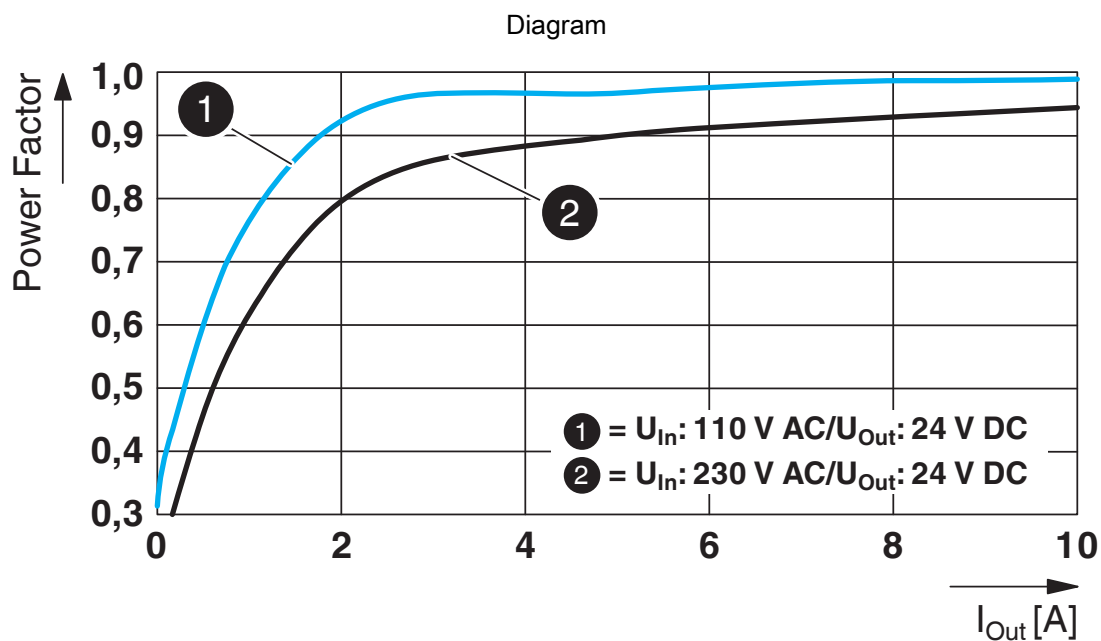
# Housing



Test sections, insulation voltage



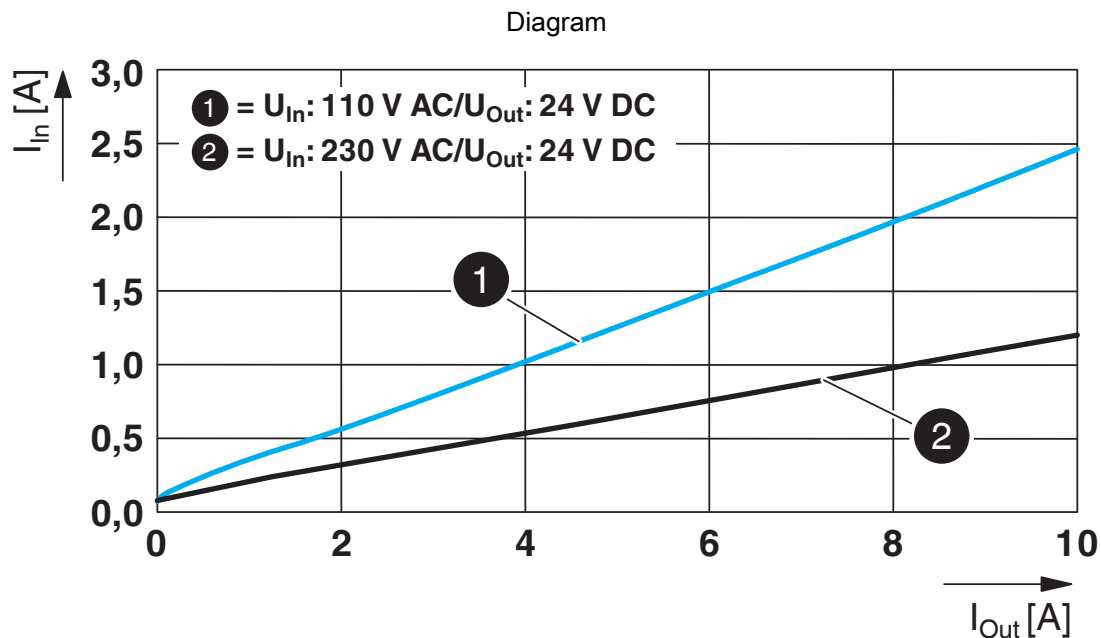
Efficiency



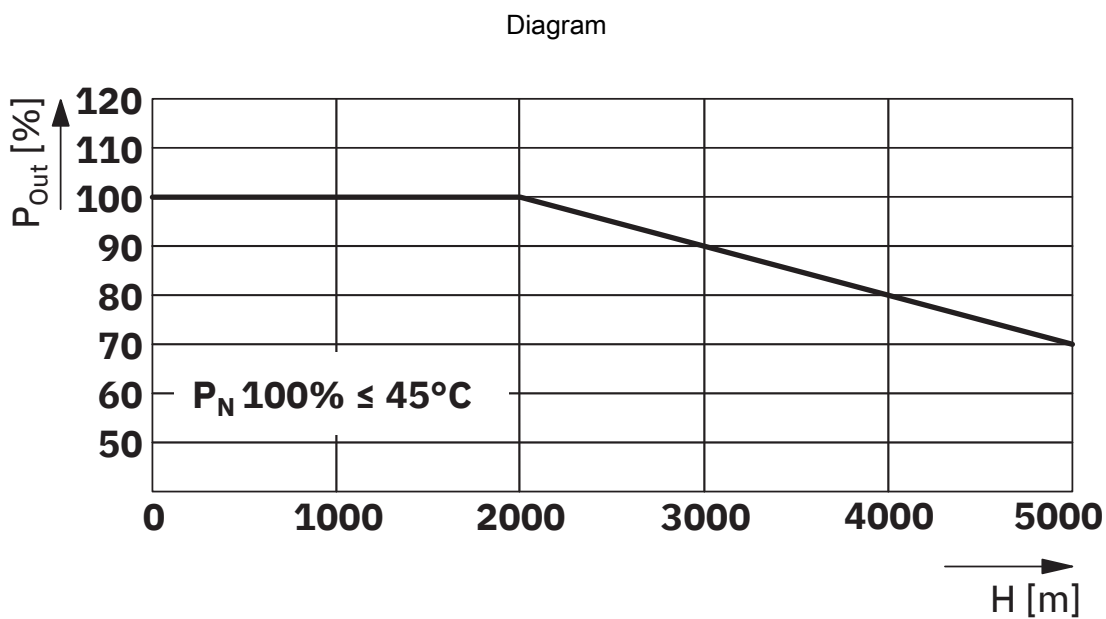
Power factor

1234304

<https://www.phoenixcontact.com/au/products/1234304>



Input current/output current



Output power Installation altitude

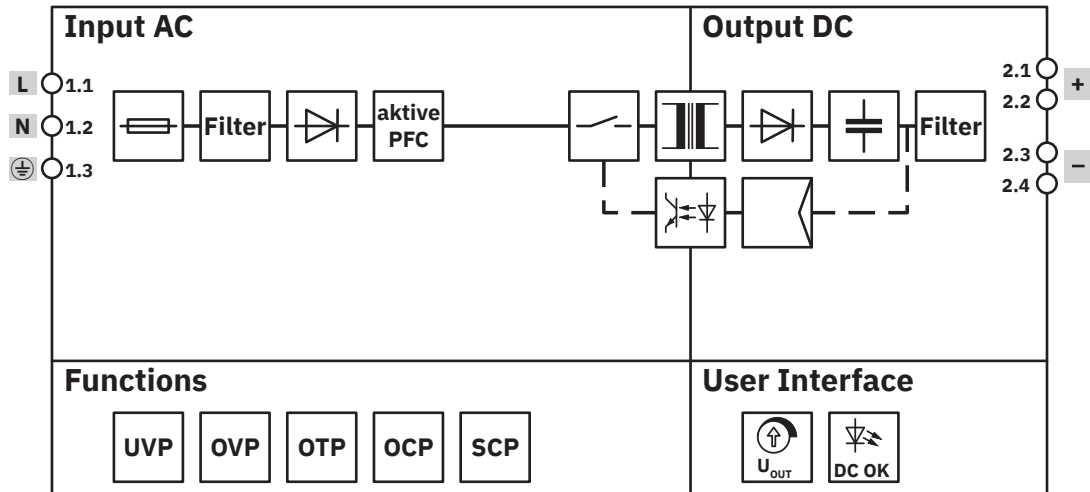
# PS-EE-2G/1AC/24DC/240W/SC - Power supply



1234304

<https://www.phoenixcontact.com/au/products/1234304>

Block diagram



Block diagram

1234304

<https://www.phoenixcontact.com/au/products/1234304>

## Approvals

To download certificates, visit the product detail page: <https://www.phoenixcontact.com/au/products/1234304>



**IECEE CB Scheme**

Approval ID: DE 2-039089



**cULus Listed**

Approval ID: E123528-20230428



**IECEE CB Scheme**

Approval ID: DE 2-039089

**BIS Licence Document**

Approval ID: R-41287490



**cULus Listed**

Approval ID: E123528-20230428



**IECEE CB Scheme**

Approval ID: JPTUV-148040-M1



**IECEE CB Scheme**

Approval ID: JPTUV-148040-M1

**BIS Licence Document**

Approval ID: R-41287490

# PS-EE-2G/1AC/24DC/240W/SC - Power supply



1234304

<https://www.phoenixcontact.com/au/products/1234304>

## Classifications

### ECLASS

ECLASS-13.0	27040701
ECLASS-15.0	27040701

### ETIM

ETIM 10.0	EC002540
-----------	----------

### UNSPSC

UNSPSC 21.0	26111700
-------------	----------

1234304

<https://www.phoenixcontact.com/au/products/1234304>

## Environmental product compliance

### EU RoHS

Fulfills EU RoHS substance requirements	Yes
Exemption	7(a), 7(c)-I

### China RoHS

Environment friendly use period (EFUP)	EFUP-25
	An article-related China RoHS declaration table can be found in the download area for the respective article under "Manufacturer declaration". For all articles with EFUP-E, no China RoHS declaration table issued and required.

### EU REACH SVHC

REACH candidate substance (CAS No.)	Lead(CAS: 7439-92-1)
SCIP	ad3334c3-ef3a-4f9a-965c-33e7ee1c5258

### EF3.1 Climate Change

CO2e kg	19.1 kg CO2e
---------	--------------

Phoenix Contact 2026 © - all rights reserved  
<https://www.phoenixcontact.com>

PHOENIX CONTACT PTY Ltd  
Unit 7, 2-8 South Street  
Rydalmere NSW 2116  
1300 786 411  
[customerservice@phoenixcontact.com.au](mailto:customerservice@phoenixcontact.com.au)