

# REL-IR/LDP-110DC/4X21AU/MS - Single relay



1819084

<https://www.phoenixcontact.com/au/products/1819084>

Please be informed that the data shown in this PDF document is generated from our online catalog. Please find the complete data in the user documentation. Our general terms of use for downloads are valid.



Plug-in industrial relay with power contacts and additional hard gold plating, 4 changeover contacts, test button, status LED, freewheeling diode, mechanical switching position indicator, polarity: A1+, A2-, coil voltage: 110 V DC

## Commercial data

Item number	1819084
Packing unit	10 pc
Minimum order quantity	10 pc
Sales key	DK694A
Product key	DK694A
GTIN	4067923449299
Customs tariff number	85364900
Country of origin	Information on the country of origin is provided with the delivery.

1819084

<https://www.phoenixcontact.com/au/products/1819084>

## Technical data

### Product properties

Product type	Single relay
Product family	RIFLINE complete
Operating mode	100% operating factor
Mechanical service life	approx. $10^7$ cycles

### Insulation characteristics

Insulation	Basic insulation
Overvoltage category	III
Pollution degree	2

### Data management status

Date of last data management	01.04.2026
------------------------------	------------

### Electrical properties

Service life electrical	see diagram
Maximum power dissipation for nominal condition	0.8465 W
Test voltage (Winding/contact)	2.5 kV <sub>rms</sub> (50 Hz, 1 min., winding/contact)
Test voltage (Changeover contact/changeover contact)	2 kV <sub>rms</sub> (50 Hz, 1 min., changeover contact/changeover contact)
Rated insulation voltage	250 V AC

### Input data

#### Coil side

Nominal input voltage $U_N$	110 V DC
Input voltage range	82.5 V DC ... 187 V DC
Drive and function	monostable
Drive (polarity)	polarized
Typical input current at $U_N$	6.9 mA
Typical response time	15 ms
Typical release time	18 ms
Protective circuit	Freewheeling diode
Status display	LED (yellow)

### Output data

#### Switching

Contact switching type	4 changeover contacts
Type of switch contact	Single contact
Contact material	AgNi + Au
Maximum switching voltage	12 V AC/DC
Minimum switching voltage	12 mV (1 mA)
Limiting continuous current	4x 100 mA

# REL-IR/LDP-110DC/4X21AU/MS - Single relay



1819084

<https://www.phoenixcontact.com/au/products/1819084>

Maximum inrush current	100 mA
Min. switching current	1 mA (20 mV)
Switching power min.	0.02 mW

## Switching

Contact switching type	4 changeover contacts
Type of switch contact	Single contact
Contact material	AgNi
Note	<b>the following values are applicable if a gold layer is destroyed</b>
Maximum switching voltage	250 V AC/DC
Limiting continuous current	2x 12 A
Maximum inrush current	12 A (20 ms, N/O contacts)
Interrupting rating (ohmic load) max.	144 W (at 24 V DC)
	130 W (at 48 V DC)
	90 W (at 60 V DC)
	66 W (at 110 V DC)
	88 W (at 220 V DC)
	1500 VA (for 250 V AC)

## Connection data

Connection method	Plug-in connection
-------------------	--------------------

## Dimensions

### Item dimensions

Width	22.5 mm
Height	28 mm
Depth	35 mm

## Environmental and real-life conditions

### Ambient conditions

Degree of protection	RT II
Ambient temperature (operation)	-40 °C ... 70 °C
Ambient temperature (storage/transport)	-40 °C ... 70 °C
Altitude	≤ 2000 m

## Standards and regulations

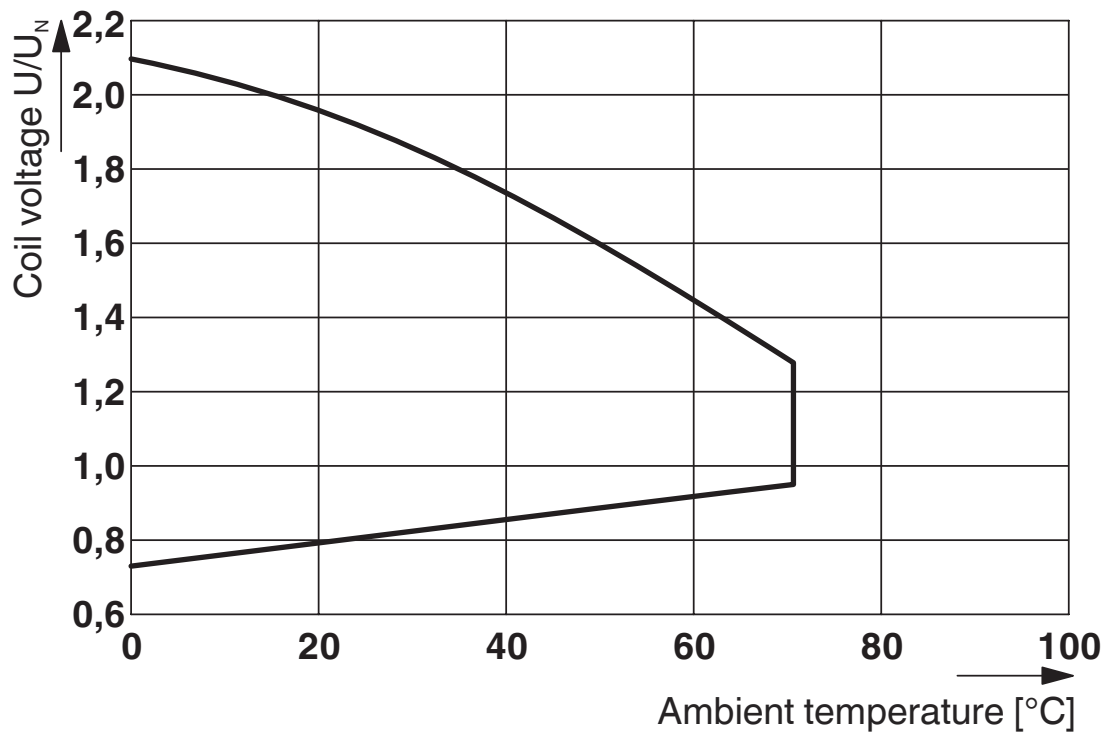
Standards/regulations	EN 61810-1
-----------------------	------------

## Mounting

Mounting type	Plug-in mounting
Assembly note	in rows with zero spacing
Mounting position	any

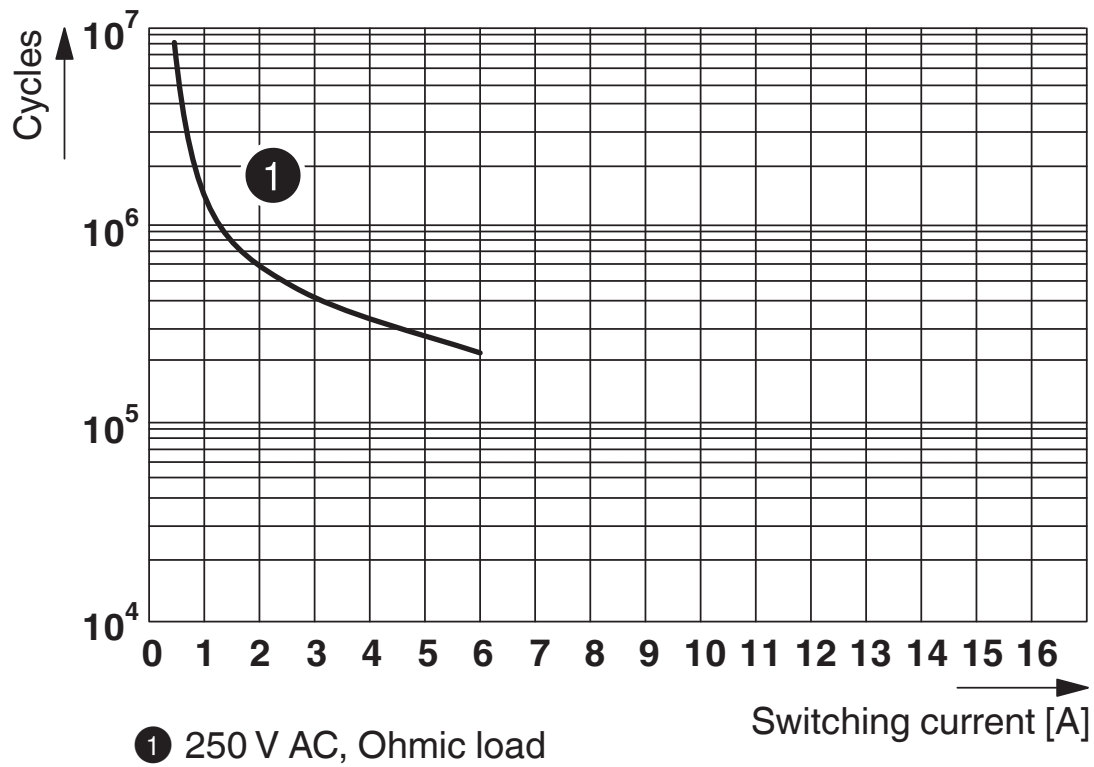
Drawings

Diagram



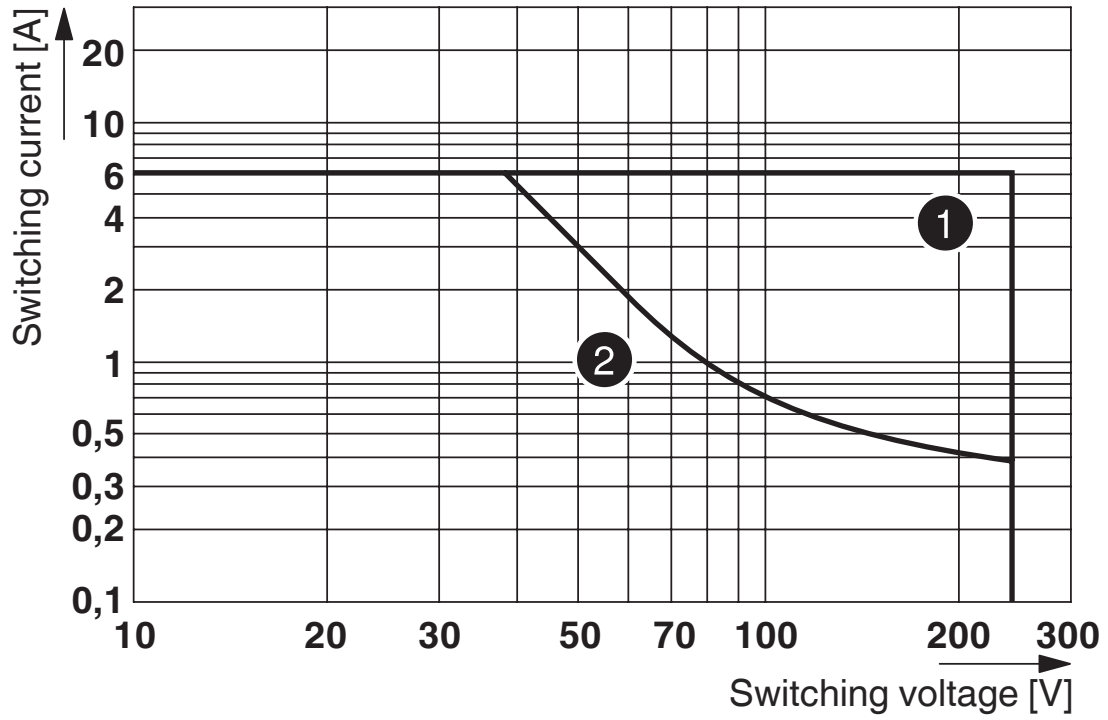
Operating voltage range

Diagram



Electrical service life

Diagram



- ① AC, ohmic load
- ② DC, ohmic load

Interrupting rating

Diagram



Service life reduction factor

Diagram



Permissible humidity for operation and storage.

The maximum permissible ambient temperature as specified in the data sheet must be observed.

Area A: Ice buildup at ambient temperatures  $\leq 0^\circ\text{C}$  must be prevented

Area B: Condensation at ambient temperatures  $> 0^\circ\text{C}$  must be prevented

On 30 full days that are naturally distributed across an entire year, a humidity level of 95% is permissible at an ambient temperature  $\leq 25^\circ\text{C}$ .

Circuit diagram



# REL-IR/LDP-110DC/4X21AU/MS - Single relay



1819084

<https://www.phoenixcontact.com/au/products/1819084>

## Approvals

To download certificates, visit the product detail page: <https://www.phoenixcontact.com/au/products/1819084>



**cULus Recognized**

Approval ID: E522914

# REL-IR/LDP-110DC/4X21AU/MS - Single relay



1819084

<https://www.phoenixcontact.com/au/products/1819084>

## Classifications

### ECLASS

ECLASS-13.0	27371601
ECLASS-15.0	27371601

### ETIM

ETIM 10.0	EC001437
-----------	----------

# REL-IR/LDP-110DC/4X21AU/MS - Single relay



1819084

<https://www.phoenixcontact.com/au/products/1819084>

## Environmental product compliance

### EU RoHS

Fulfills EU RoHS substance requirements	Yes
Exemption	7(c)-I

### China RoHS

Environment friendly use period (EFUP)	EFUP-50
	An article-related China RoHS declaration table can be found in the download area for the respective article under "Manufacturer declaration". For all articles with EFUP-E, no China RoHS declaration table issued and required.

### EU REACH SVHC

REACH candidate substance (CAS No.)	No substance above 0.1 wt%
-------------------------------------	----------------------------

Phoenix Contact 2026 © - all rights reserved  
<https://www.phoenixcontact.com>

PHOENIX CONTACT PTY Ltd  
Unit 7, 2-8 South Street  
Rydalmere NSW 2116  
1300 786 411  
[customerservice@phoenixcontact.com.au](mailto:customerservice@phoenixcontact.com.au)