

# HC-B16-I-TPT-M - Contact insert



1423019

<https://www.phoenixcontact.com/au/products/1423019>

Please be informed that the data shown in this PDF document is generated from our online catalog. Please find the complete data in the user documentation. Our general terms of use for downloads are valid.



Contact insert, number of positions: 16+PE, size: B16, number of connections per position: 2, Pin, Push-in connection, 500 V, 16 A, 0.25 mm<sup>2</sup> ... 1.5 mm<sup>2</sup>, application: Power

## Your advantages

- Easy installation without tools, even when mounted, with push-in connection technology
- Shortest installation time compared to other connection technologies
- Quick and effortless wiring, in particular when space is tight
- Automatic cabling with robots possible
- Safe wiring and operation with color-coded actuators
- Shock and vibration-resistant in accordance with DIN EN 61373
- Cost-effective and fast coding with plastic profiles
- Double conductor connection per pos.

## Commercial data

Item number	1423019
Packing unit	1 pc
Minimum order quantity	1 pc
Sales key	AF7ABC
Product key	AF7ABC
Catalog page	Page 545 (C-2-2019)
GTIN	4055626322728
Weight per piece (including packing)	76.72 g
Weight per piece (excluding packing)	76.72 g
Customs tariff number	85366990
Country of origin	CN

# HC-B16-I-TPT-M - Contact insert



1423019

<https://www.phoenixcontact.com/au/products/1423019>

## Technical data

### Notes

General	Use only flexible conductors with ferrule (in conjunction with CRIMPFOX 6 only)
General	Connectors may be operated only when there is no load/voltage.

### Mounting

Assembly note	To ensure correct use, installation in housing with IP54 protection or better is required
---------------	---

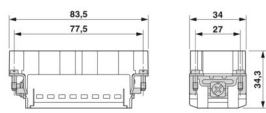
### Product properties

Product type	Contact insert with a fixed no. of positions
Series	HC-B
Application	Power
Type	B16 B32
Number of positions	16
Connection profile	16+PE
Contact numbering	1 - 16
Number of connections per position	2

### Insulation characteristics

Overvoltage category	III
Degree of pollution	3

### Dimensions

Dimensional drawing	
Width	34 mm
Height	34.6 mm
Length	84 mm
Drill hole distance, horizontal	77.5 mm

### Mechanical characteristics

Contact diameter	2.5 mm
------------------	--------

### Connection data

#### Connection technology

Connection technology	Push-in connection
Number of connections per position	2

# HC-B16-I-TPT-M - Contact insert



1423019

<https://www.phoenixcontact.com/au/products/1423019>

## Conductor connection

Conductor cross section	0.25 mm <sup>2</sup> ... 1.5 mm <sup>2</sup>
Connection cross section AWG	24 ... 16
Tightening torque	0.8 Nm ... 1.2 Nm (PE connection)
	0.5 Nm ... 0.8 Nm (Mounting screws for mounting in the HEAVYCON housing)
Stripping length of the individual wire	8 mm ±1 mm

## Electrical properties

Rated voltage (III/3)	500 V
Rated surge voltage	6 kV
Rated current	16 A

## Mechanical properties

### Mechanical data

Insertion/withdrawal cycles	≥ 500
-----------------------------	-------

## Material specifications

Flammability rating according to UL 94	V0
Contact material	Copper alloy
Contact surface material	Ag
Contact carrier material	PC
Standards/regulations	PC

## Environmental and real-life conditions

### Ambient conditions

Ambient temperature (operation)	-40 °C ... 125 °C
---------------------------------	-------------------

## Standards and regulations

Constructional and testing regulations	DIN EN 61984
	DIN EN 60664
	IEC 60352
Tests	DIN EN 61984
	DIN EN 60664
	IEC 60352

### Testing

Standards/regulations	PC: Fire protection in rail vehicles - requirement sets R22, R23, and R24 acc. to DIN EN 45545-2 (Risk level HL1 - HL3)
-----------------------	---

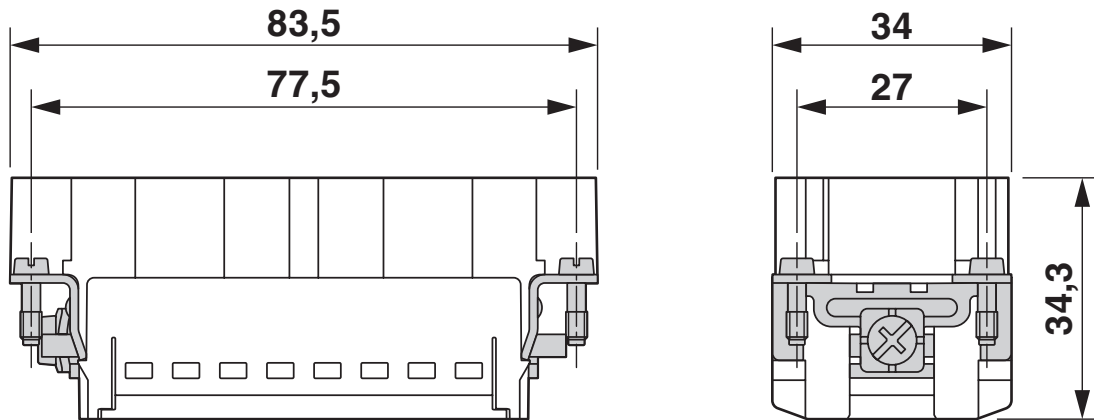
# HC-B16-I-TPT-M - Contact insert

1423019

<https://www.phoenixcontact.com/au/products/1423019>

## Drawings

Dimensional drawing



Dimensional drawing

Dimensional drawing



Mounting cutout when used without housing

# HC-B16-I-TPT-M - Contact insert

1423019

<https://www.phoenixcontact.com/au/products/1423019>



Schematic diagram



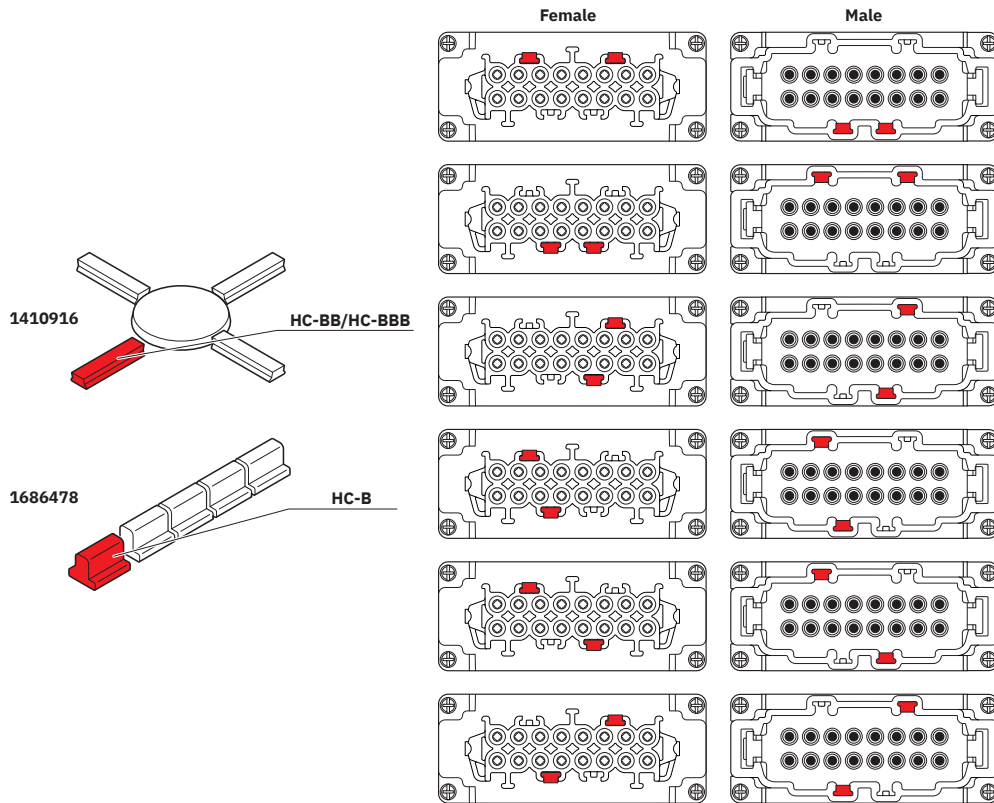
Connector pin assignment, connection side

# HC-B16-I-TPT-M - Contact insert

1423019

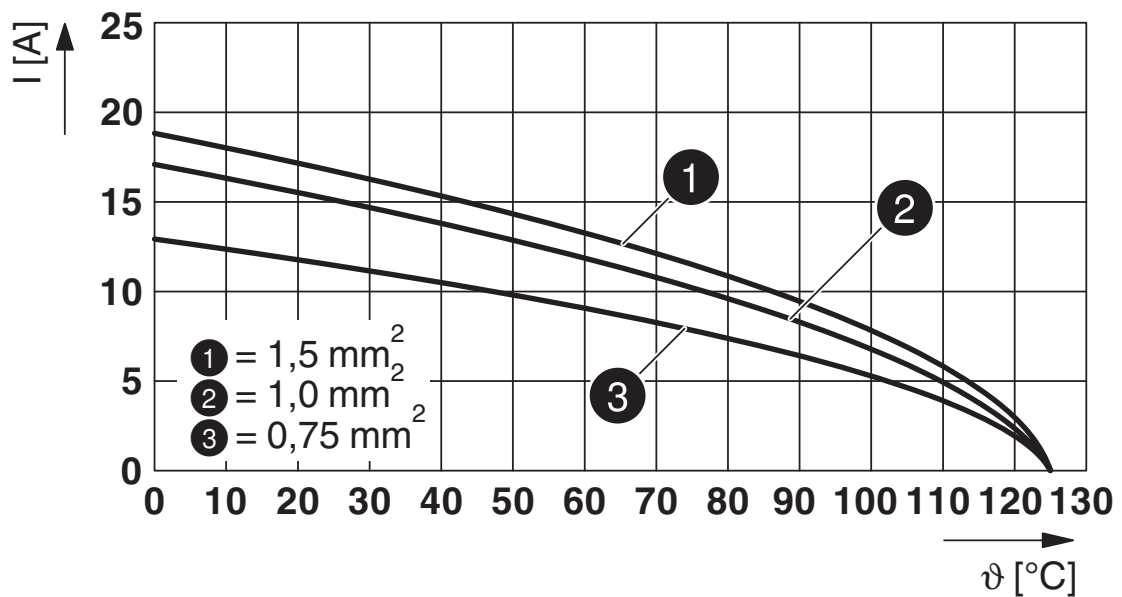
<https://www.phoenixcontact.com/au/products/1423019>

## Schematic diagram



Coding options

## Diagram



Derating diagram

# HC-B16-I-TPT-M - Contact insert



1423019

<https://www.phoenixcontact.com/au/products/1423019>

## Approvals

To download certificates, visit the product detail page: <https://www.phoenixcontact.com/au/products/1423019>

### DNV

Approval ID: TAE000037S



### CSA

Approval ID: 13631

	Nominal voltage $U_N$	Nominal current $I_N$	Cross section AWG	Cross section $\text{mm}^2$
	600 V	11 A	- 16	-



### UL Recognized

Approval ID: E118976

	Nominal voltage $U_N$	Nominal current $I_N$	Cross section AWG	Cross section $\text{mm}^2$
	600 V	14 A	- 16	-

# HC-B16-I-TPT-M - Contact insert



1423019

<https://www.phoenixcontact.com/au/products/1423019>

## Classifications

### ECLASS

ECLASS-13.0

27440205

### ETIM

ETIM 9.0

EC000438

### UNSPSC

UNSPSC 21.0

39121500

# HC-B16-I-TPT-M - Contact insert



1423019

<https://www.phoenixcontact.com/au/products/1423019>

## Environmental product compliance

### EU RoHS

Fulfills EU RoHS substance requirements	Yes, No exemptions
---	--------------------

### China RoHS

Environment friendly use period (EFUP)	EFUP-E
	No hazardous substances above the limits

### EU REACH SVHC

REACH candidate substance (CAS No.)	No substance above 0.1 wt%
-------------------------------------	----------------------------

Phoenix Contact 2025 © - all rights reserved  
<https://www.phoenixcontact.com>

PHOENIX CONTACT PTY Ltd  
Unit 7, 2-8 South Street  
Rydalmere NSW 2116  
1300 786 411  
[customerservice@phoenixcontact.com.au](mailto:customerservice@phoenixcontact.com.au)