SWITCHES PLUS COMPONENTS

Timers & Monitoring

2027



Industrial electrical, automation and control products, including hard-to-source and specialist components, backed by technical expertise.

Switches Plus Components

SWITCHES PLUS COMPONENTS

Switches Plus Components is an Australian-owned specialist supplier of industrial electrical, control and automation products, supporting customers across Australia.

We've been working with switchboard builders, OEMs, machine builders, industrial electricians and engineers for more than 40 years, supporting projects where product selection, system integration and long-term performance all matter.

We act as the Australian distributor for over 40 suppliers, with over 10,000 items on our wesbite, and 5,000+ products stocked in our warehouse from leading global manufacturers, known for their quality, reliability and performance in industrial applications.

What We Do

We supply a broad range of industrial electrical, automation and control components suited to your application requirements, whether standard or specialist.

Our role extends beyond supplying part numbers. We focus on solving application challenges, ensuring product decisions align with system design, operating conditions and long-term performance requirements.

Access Specialist and Hard-to-Source Products

Not all projects align with standard, catalogue-based supply. Switches Plus supports applications where system constraints, integration requirements and operating conditions influence product selection. This includes sourcing specialist and hard-to-source components where only specific or niche products will meet the requirements of your application.

Work with a Technically Informed Team

Our team understands the industries our customers work in and how those environments shape product requirements. They work alongside you to provide practical technical input, so product decisions are based on what will perform in your application, not just what's available.

Industries and Applications

Switches Plus Components serves a wide range of customers and industries. Our customers include electrical contractors, switchboard builders, machine builders (OEMs), engineers and system integrators who work across many industries including:

- Defence
- Industrial automation
- Manufacturing plants
- Mining operations
- Utilities
- Infrastructure projects
- Renewable Energy
- Electrical Contractors

These are environments where product selection, technical input and operating conditions directly influence system performance and service life.

Our Mission

We make it easier for our customers to get the right industrial electrical, automation and control products for their application, so they can deliver reliable systems.

Our Vision

To contribute to reliable, well-performing industrial systems across the industries we support.

How We Work

We work from your application requirements
Product selection is guided by how your system is designed, built and expected to perform.

We focus on what will work in your application
Decisions are based on system requirements, operating conditions and long-term performance, not just availability.

We bring practical technical input
Our team understands the industries you work in and provides input that reflects how systems are built, installed and used.

We source beyond standard options when needed
We source components suited to your application, not limited to standard product ranges.

We work alongside you throughout the project
We respond quickly, communicate clearly and work with you to keep things moving.

National Coverage

Switches Plus Components supplies customers across Australia and New Zealand, supporting projects in metropolitan, regional and remote locations.

Contact Details

Phone: 1300 785 911
Email: sales@switchesplus.com.au
Web: switchesplus.com.au
Address: 119-121 Rodeo Drive,
Dandenong South, Victoria, 3175

Switches Plus Components

SWITCHES PLUS COMPONENTS

Our Brands

We work with a global network of suppliers, providing access to established brands used across industrial applications.

Product Range

We offer a wide range of industrial electrical components and automation solutions, from consumables through to specialised technical products. This includes both standard stocked products and specialist components sourced for applications where standard options do not meet your requirements.

Products are selected with compliance to relevant standards and appropriate IP ratings in mind, ensuring suitability for industrial environments and application requirements. Our product range includes:

- Automation Components
- Beacons & Alarms
- Cable
- Cable Management & Accessories
- Circuit Protection
- Connectors
- Contactors & Relays
- Enclosures
- Switches
- Terminals & Distribution Devices
- Timers & Monitoring Relays
- Transformers & Power Supplies

Switches Plus Components was established in 1997 through the strategic merger of C&K Electronics and Jesec Switches Plus. This union brought together more than 40 years of combined industry expertise, establishing our position as a market leader in electronic components.

A pivotal moment came in November 2012 when Switches Plus evolved from a traditional electronics components supplier into a comprehensive industrial solutions provider, transforming the company's trajectory and market presence. In February 2025, Switches Plus Components entered an exciting new chapter when it was acquired by Dore Electrics, a move that significantly strengthens the company's footprint in the Industrial Electrical and Automation market.

The partnership with Dore Electrics enhances our ability to deliver comprehensive electrical solutions while maintaining the high standards and customer-focused approach that has defined Switches Plus Components for over four decades.

Catalogues

Looking for something not in this catalogue? Don't worry, we have over 5000 stocked lines, and access to thousands more!























Contents

Monitoring Relays	**6**
Current Monitoring	6
Current Monitoring	7
Current Transformers	7
Fluid Level Monitoring	7
Phase Monitoring	6
Temperature Monitoring	6
Temperature Monitoring	7
Voltage Monitoring	6
Voltage & Phase Monitoring	7
Panel Meters	**8**
Ammeters 5 Amp CT Operated 90° Over Scale	8
Ammeters Direct Connect 90° Over Scale	8
Maximum Demand Meters 5 Amp	8
Power Monitoring	10
Scales to suit Ammeter	8
Scales to suit Maximum Demand Meter	8
Switchboard Meters - Digital	9
Voltmeter 90°	8
Timers	**11**
Hour Run Meters	13
Safety Monitoring Relays	14
Timers	13
Time Switches	13



Switches Plus Components Pty Ltd
119-121 Rodeo Drive, Dandenong South, VIC, 3175
Phone: 1300 785 911
Email: sales@switchesplus.com.au

Monitoring Relays

Voltage Monitoring






	Single Phase		Three Phase	
Range	24V AC/DC or 230V AC		400 V AC ±30%	
Function	Under Voltage, Window		Window or Window with Phase Sequence	
Contacts	1 floating CO		1 floating CO	
Delay	0-10s		0-10s	
Termination	Screw	Push in	Screw	Push in
Part Number	2903523	2903524	2903525	2903526

Current Monitoring




	Single Phase	
Range	0-5A or 0-10A	
Function	Over Current, Under Current, Window	
Contacts	1 floating CO	
Delay	0-10s	
Termination	Screw	Push in
Part Number	2903521	2903522

Phase Monitoring




Three Phase	
208 ... 480 V AC / 120 ... 277 V AC	
Phase Sequence, Phase Failure, Asymmetry	
1 floating CO	
0-10s	
Screw	Push in
2903527	2903528

Temperature Monitoring




Up to 6 x PTC	
Contacts	1 floating CO
Termination	Screw	Push in
Part Number	2906252	2906253

The compact EMD-BL monitoring relays are ideal for simple monitoring tasks, especially in building installation and series production. Your advantages with our compact monitoring relays:

- **Current monitoring**: Check electrical loads for functionality or wire breaks with undercurrent monitoring and avoid overload situations or blockages with overcurrent monitoring.
- **Phase monitoring:** Monitor all phase parameters (phase failure, phase sequence, and asymmetry) in a 3-phase network
- **Temperature monitoring**: Detect motor heating with temperature-dependent resistors that activate the relay to signal.
- **Voltage monitoring:** Protect machinery and equipment from the damaging effects of overvoltages and undervoltages.

Switches Plus Components Pty Ltd
119-121 Rodeo Drive, Dandenong South, VIC, 3175
Phone: 1300 785 911
Email: sales@switchesplus.com.au

Monitoring Relays

Voltage & Phase Monitoring







	Single or Three Phase	Three Phase	
Range	230 or 400 V AC	230/400V	
Function	Under Voltage, Window, or Phase Sequence	Phase Sequence, Phase Failure	Visual indication of Phases
Contacts	1 floating CO	1 floating CO	3 x LED outputs
Delay	0-10s	N/A	
Termination	Screw	Screw	
Part Number	UR5U3M11	URAP3011	BZ106803

Current Monitoring



	Single Phase
Range	0-5A
Function	Over Current (adjustable threshold) and fixed hysteresis.
Contacts	1 floating CO
Termination	Screw
Part Number	UR5I1011

Temperature Monitoring



	Up to 6 x PTC
Contacts	1 floating CO
Termination	Screw
Part Number	UR6R1052

Fluid Level Monitoring



	3 Probes
Function	Level monitoring of conductive liquid, timing for tripping delay and turn-off delay seperatly adjustable
Contacts	1 floating CO
Termination	Screw
Part Number	UR5L1021

Current Transformers

EN 61869-2

- Current transformers for low-voltage network
- Single-phase current transformer
- Passing cable up to 27mm diameter or busbar up to 30 x 10mm
- Primary current 50…500A
- Secondary current 5A

Part Number	Type	Class 0,5	Class 1	Class 3
MG954005A	50/5A	-	-	1,5 VA
MG954006A	60/5A	-	-	2,5 VA
MG954010A	100/5A	1,5 VA	3 VA	-
MG954015A	150/5A	3 VA	5 VA	-
MG954020A	200/5A	4 VA	7 VA	-
MG954025A	250/5A	6 VA	8 VA	-
MG954030A	300/5A	8 VA	10 VA	-
MG954040A	400/5A	10 VA	12 VA	-
MG954050A	500/5A	12 VA	15 VA	-



Switches Plus Components Pty Ltd
119-121 Rodeo Drive, Dandenong South, VIC, 3175
Phone: 1300 785 911
Email: sales@switchesplus.com.au

Panel Meters

Voltmeter 90°
Fixed Scale




Voltage Range	72 x 72mm	96 x 96mm
0 – 30V DC	C72V30	
0 – 300V AC	C72V300	C96V300
0 – 500V AC	C72V500	C96V500
Frequency Meter	**72 x 72mm**	**96 x 96mm**
44-55 Hz 240V	C72F	C96F

Ammeters Direct Connect 90° Over Scale
Fixed Scale




AC Current Range	72 x 72mm	96 x 96mm
0 – 5 A	C72A5	C96A5
0 – 10 A	C72A10	C96A10
0 – 25 A	C72A25	C96A25
0 – 60 A	C72A60	C96A60
0 – 100 A		C96A100

Ammeters 5 Amp CT Operated 90° Over Scale
Interchangeable scale




5 Amp	72 x 72mm	96 x 96mm
No scale	C72A5CT	C96A5CT
Scale to suit	C72A(Amp scale)	C96A(Amp scale)

Maximum Demand Meters 5 Amp
Interchangeable scale




5 Amp	96 x 96mm
No scale	BE96MDI5CT
Scale to suit	BE96MDI (Amp Scale)
Bezel to suit	BE96(Colour)

Scales to suit Ammeter
Overscale



Current	72 x 72mm	96 x 96mm
0-5	C72A5S	C96A5S
0-10	C72A10S	
0-30	C72A30S	C96A30S
0-40	C72A40S	C96A40S
0-50	C72A50S	C96A50S
0-60	C72A60S	C96A60S
0-75	C72A75S	C96A75S
0-100	C72A100S	C96A100S
0-150	C72A150S	C96A150S
0-200	C72A200S	C96A200S
0-250	C72A250S	C96A250S
0-300	C72A300S	C96A300S

Current	72 x 72mm	96 x 96mm
0-400	C72A400S	C96A400S
0-500	C72A500S	C96A500S
0-600	C72A600S	C96A600S
0-800	C72A800S	C96A800S
0-1000	C72A1000S	C96A1000S
0-1200	C72A1200S	C96A1200S
0-1500	C72A1500S	C96A1500S
0-1600	C72A1600S	C96A1600S
0-2000	C72A2000S	C96A2000S
0-2500	C72A2500S	C96A2500S
0-3000	C72A3000S	C96A3000S
0-4000		C96A4000S

Scales to suit Maximum Demand Meter
Overscale



Current	96 x 96mm
0-40	BE96MDI40S
0-60	BE96MDI60S
0-100	BE96MDI100S
0-150	BE96MDI150S
0-250	BE96MDI250S
0-400	BE96MDI400S
0-500	BE96MDI500S

Current	96 x 96mm
0-600	BE96MDI600S
0-1000	BE96MDI1000S
0-1200	BE96MDI1200S
0-1600	BE96MDI1600S
0-2000	BE96MDI2000S
0-2500	BE96MDI2500S
0-3000	BE96MDI3000S

Switches Plus Components Pty Ltd
119-121 Rodeo Drive, Dandenong South, VIC, 3175
Phone: 1300 785 911
Email: sales@switchesplus.com.au

Switchboard Meters - Digital

22.5mm Mount

LORA series of measuring devices for panel mounting, convert the analogue signal in the process control system into a digital display to indicate various parameters of the signal, measurement and monitoring in the system. Current monitoring models include current measuring transformer connected with 300 mm cable, internal diameter of current transformer: 16 mm

The product can indicate, measure and monitor the current, voltage, frequency and temperature parameters. All products in this series comply with IEC 60947-5-1 standards.







Part Number	Function	Shape	Colour	Current	Voltage	Temperature	Frequency
MGF32100B	Multimeter	Square	Blue	0-100A	50-500V AC	N/A	0–90 Hz
MGF32100Y			Yellow				
MGF40100R	Volt / Ammeter	Round	Red				N/A
MGF40100Y			Yellow				
MGF42100B		Square	Blue				
MGF42100Y			Yellow				
MGF50100R	Ammeter	Round	Red		N/A		
MGF50100Y			Yellow				
MGF52100B		Square	Blue				
MGF52100Y			Yellow				
MGF60500R	Voltmeter	Round	Red	N/A	50-500V AC		
MGF60500Y			Yellow				
MGF62500B		Square	Blue				
MGF62500Y			Yellow				
MGFT0200R	Temperature	Round	Red		N/A	-20°C - 200°C	
MGFT0200Y			Yellow				
MGFT2200B		Square	Blue				
MGFT2200Y			Yellow				

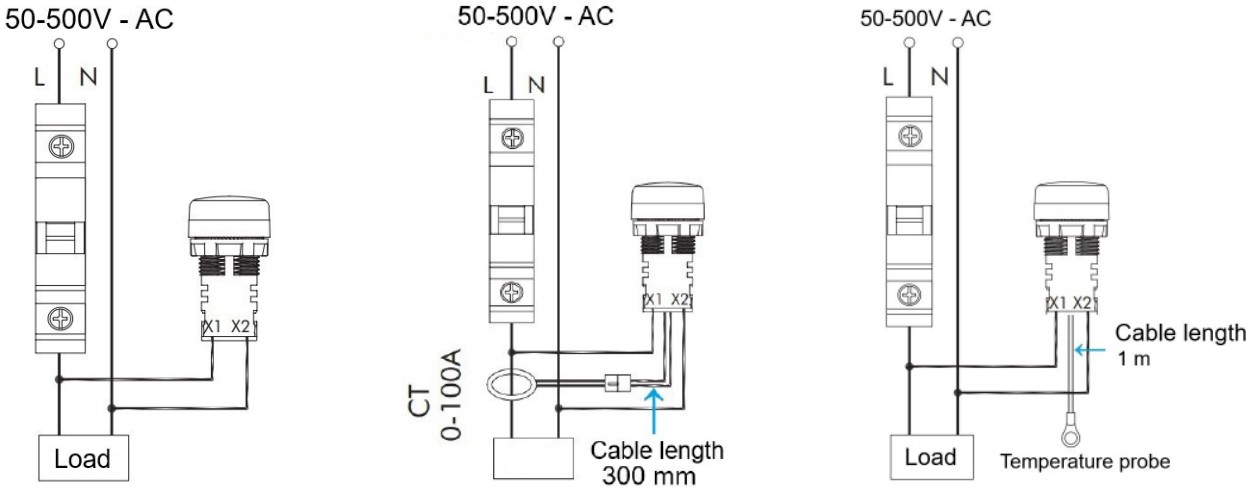

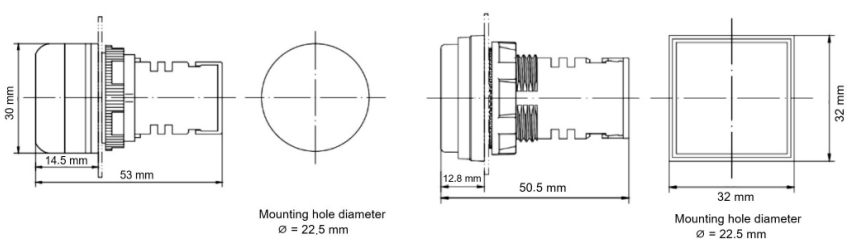

Switches Plus Components Pty Ltd
119-121 Rodeo Drive, Dandenong South, VIC, 3175
Phone: 1300 785 911
Email: sales@switchesplus.com.au

Panel Meters

Power Monitoring
Panel Mount







Multi-function meters, with configurability and alerts to act, that are easy to install and use.

The Elite series is a range of multi-line, three-phase digital panel meters for reliable and accurate true-RMS measurement of electrical parameters (voltage, current, power, frequency etc.). It is apt for industrial and commercial applications and is available in two display types, LED display (Elite 100) and LCD display (Elite 300), with MODBUS communication, pulse output or alarm output available as an option.

Multi-function meters with high accuracy, configurability and easy integration.

Elite 440 is a multi-line, three-phase digital panel meter for accurate and reliable measurement of electrical parameters (voltage, current, power, frequency, etc.). It is used for both industrial and commercial applications and features a large multi-line backlit LCD display that displays four parameters simultaneously.

Modbus communication capability allows easy integration with energy monitoring systems. Expansion modules can be fitted for enhanced system integration (pulse inputs / outputs or analogue outputs and ethernet).

High-precision, multiple communication, TFT display.

The Elite 500 multi-function meter has advanced power monitoring functionality, making it a suitable instrument both as a standalone device and as part of BMS, process industrial controls and SCADA systems. It also offers data logging, control IOs and modular communication with multiple protocols for third party system integration.

Based on the application, Elite 500 allows customers to select conventional type CT or Rogowski coil input, which can be directly connected to the meter without the need for any additional integrator.

Multi Range On Delay Timer
8 Pin Octal Base Mount, 2 x SPDT 10A Contacts

- CMOS IC assures high performance stability, and accuracy.
- 4 Time range can be changed with ease by merely exchanging DIP switch.
- Easy-to-monitor DIP switch positions, time series and operation voltage with wide timing ranges from 0.1 sec. to 30 hrs.
- Output contact : Time delay contacts 2C (DPDT) 10A.











Part Number	Time Range	Coil Voltage	Surface / Din Mount Socket	Rear Mount Socket (Panel mounting)	Flush Mounting Clip (Panel mounting)
TH3CU	0–6S, 60S, 6M, 60M	24 - 240V AC/DC	PFO83AE	P3G08	FMB
TH3EU	0–3M, 30M, 3H, 30H				

Switches Plus Components Pty Ltd
119-121 Rodeo Drive, Dandenong South, VIC, 3175
Phone: 1300 785 911
Email: sales@switchesplus.com.au

Timers

Set Range On Delay Timer

8 Pin Octal Base Mount, SPDT 5A Contact

- CMOS IC assures high performance stability, and accuracy.
- High repeat accuracy ±1%
- Short resetting time approx. 10ms
- LED's status for power ON & time UP
- 1 CO Contact
- 5A 250V AC Resistaive Load











Part Number	Time Range	Coil Voltage	Surface / Din Mount Socket	Rear Mount Socket (Panel mounting)	Flush Mounting Clip (Panel mounting)
TH3A10SAC240	0 – 10 Seconds	240V AC	PFO83AE	P3G08	FMB
TH3A30SAC240	0 – 30 Seconds				
TH3A60SAC240	0 – 60 Seconds				
TH3A3MAC240	0 – 3 Minutes				
TH3A10MAC240	0 – 10 Minutes				
TH3A30MAC240	0 – 30 Minutes				
TH3A3HAC240	0 – 3 Hours				
TH3A30HAC240	0 – 30 Hours				
TH3A30SAC24	0 – 30 Seconds	24V AC			
TH3A3MAC24	0 – 3 Minutes				
TH3A10MAC24	0 – 10 Minutes				
TH3A30MAC24	0 – 30 Minutes				
TH3A3HAC24	0 – 3 Hours				

Multi Range, Multifunction On Delay Timer

8 Pin Octal Base Mount, 2 x SPDT 10A Contacts, 48x48mm

- CMOS IC assures high performance stability and accuracy
- 4 Time range can be changed with ease by merely exchanging DIP switch.
- Mode A: 2x C/O delay
- Mode B: 1x C/O delay & 1x C/O instantaneous











Part Number	Time Range	Coil Voltage	Surface / Din Mount Socket	Rear Mount Socket (Panel mounting)	Flush Mounting Clip (Panel mounting)
TM48S30M	0 – 3Sec, 30Sec, 3Min, & 30Min	24 - 240V AC/DC	PFO83AE	P3G08	FMA
TM48S60M	0 – 6Sec, 60Sec, 6Min, & 60Min				
TM48S30H	0 – 3Min, 30Min, 3Hr, & 30Hr				

Note: Mounting clip to be purchased seperately

Switches Plus Components Pty Ltd
119-121 Rodeo Drive, Dandenong South, VIC, 3175
Phone: 1300 785 911
Email: sales@switchesplus.com.au

Multifunction Timer

Multifunction time relay with auto sensing input voltage

This unique din rail mountable, wide-voltage 12-240V AC/DC, Multi-function timer, will allow you to stock only one item, to perform up to 7 selectable functions. Modular in design at only 17.5mm wide, this small package has 7 time ranges from 1 second to 100 hours.

Functions

The function has to be set before connecting the relay to the supply voltage.

E	ON delay
R	OFF delay
Ws	Single shot leading edge with control input
Wa	Single shot trailing edge with control input
Wu	Single shot leading edge voltage controlled
Bp	Flasher pause first
Es *	ON delay with control input
F #	Toggle (Flip Flop)

** Only available on ZR5 version*
\# Only available on ZRA version

Time ranges

Time range	Adjustment range
1s	50ms - 1s
10s	500ms - 10s
1min	3s - 1min
10min	30s - 10min
1h	3min - 1h
10h	30min - 10h
100h	5h - 100h

Indicators

Green LED U/t ON: indication of supply voltage
Green LED U/t flashes: indication of time period
Yellow LED R ON/OFF: indication of relay output



Part Number	Contacts	Functions	Input voltage	Width
ZR5MF011	1 x 8A CO (250V AC)	7 function	12 - 240 V AC/DC	17.5mm
ZR5MF025	2 x 8A CO (250V AC)	7 function	12 - 240 V AC/DC	35mm
ZRAMF011	1 x 5A CO (250V AC)	7 function	24-48 V DC 24-240 V AC	17.5mm

ON delay (E)
When the supply voltage U is applied, the set interval t begins (green LED U/t flashes). After the interval t has expired (green LED U/t illuminated) the output relay R switches into on-position (yellow LED illuminated). This status remains until the supply voltage is interrupted. If the supply voltage is interrupted before the expiry of the interval t, the interval already expired is erased and is restarted when the supply voltage is next applied.



OFF delay (R)
The supply voltage U must be constantly applied to the device (green LED U/t illuminated). When the control contact S is closed, the output relay R switches into on-position (yellow LED illuminated). If the control contact is opened, the set interval t begins (green LED U/t flashes). After the interval t has expired (green LED U/t illuminated) the output relay switches into off-position (yellow LED not illuminated). If the control contact is closed again before the interval t has expired, the interval already expired is erased and is restarted.

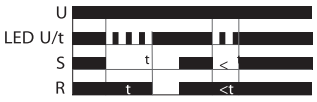

Single shot leading edge with control input (Ws)
The supply voltage U must be constantly applied to the device (green LED U/t illuminated). When the control contact S is closed, the output relay R switches into on-position (green LED U/t illuminated) and the set interval t begins (green LED U/t flashes). After the interval t has expired (green LED U/t illuminated) the output relay switches into off-position (yellow LED not illuminated). During the interval, the control contact can be operated any number of times. A further cycle can only be started when the cycle run has been completed.

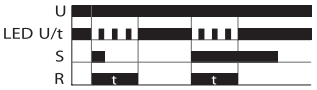

Single shot trailling edge with control input (Wa)
The supply voltage U must be constantly applied to the device (green LED U/t illuminated). Closing the control contact S has no influence on the condition of the output R. When the control contact is opened, the output relay switches into on-position (yellow LED illuminated) and the set interval t begins (green LED U/t flashes). After the interval t has expired (green LED U/t illuminated), the ouput relay switches into off-position (yellow LED not illuminated). During the interval, the control contact can be operated any number of times. A further cycle can only be started when the cycle run has been completed.

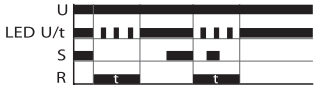

ON delay with control input (Es)
The supply voltage U must be constantly applied to the device (green LED U/t illuminated). When the control contact S is closed, the set interval t begins (green LED U/t flashes). After the interval t has expired (green LED U/t illuminated) the output relay R switches into on-position (yellow LED illuminated). This status remains until the control contact is opened again. If the control contact is opened before the interval t has expired , the interval already expired is erased and is restarted with the next cycle.



Single shot leading edge voltage controlled (Wu)
When the supply voltage U is applied, the output relay R switches into on-position (yellow LED illuminated) and the set interval t begins (green LED U/t flashes). After the interval t has expired (green LED U/t illuminated) the output relay switches into off-position (yellow LED not illuminated). This status remains until the supply voltage is interrupted. If the supply voltage is interruted before the interval t has expired, the output relay switches into off-position. The interval already is erased and is restarted when the supply voltage is next applied.



Flasher pause first (Bp)
When the supply voltage U is applied, the set interval t begins (green LED U/t flashes). After the interval t has expired, the output relay R switches into on-position (yellow LED illuminated) and the set interval t begins again. After the interval t has expired, the output relay switches into off-position (yellow LED not illuminated). The output relay is triggered at a ratio of 1:1 until the supply voltage is interrupted.

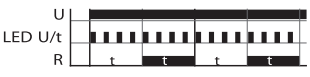

Switches Plus Components Pty Ltd
119-121 Rodeo Drive, Dandenong South, VIC, 3175
Phone: 1300 785 911
Email: sales@switchesplus.com.au

Timers

Timers









	Flashing Assymetric Timer	Asymetric Timer 2CO	Star-Delta Timer	Emergency Light Test Relay
Part Number	ZR5B0011	ZR5B0025	ZR5SD025	ZR5RT011
Decription	Schrack Timer flashing 12-240VAC/DC, 1CO, 8A/250V	Schrack Asymetric multifunction 12-240VAC/DC, 2CO, 8A/250V	Schrack Timer star-delta 12-240VAC, 2CO, 8A	Schrack Amparo Din Rail Mounted Emergency-light-test-relay 230V, modular version. Switching Capacity 16A 250V AC, start up peak 80A

Time Switches









	Analogue 24 hours	Analogue 24 hours	1CO Digital 24h/7days NFC	2CO Digital 24h/7days NFC
Part Number	BZH11151	BZT27131A	BZH14071	BZH24071
Decription	Din Rail Mounted Modular Time Switch 1 Module wide. 230VAC Single Channel NO 16A 250VAC Without power reserve	24 Hour Analogue Din Rail Mounted Modular Time Switch 52.5 mm wide. 200h Back up Reserve 230VAC Single Channel NO. Switching Capacity 16A 250VAC 48 Switching Segments / 15 minutes minimum.	Single Channel digital time switch with CR2023 battery backup and programmable via front panel, or Near Field Communication with app on phone	Two Channel digital time switch with CR2023 battery backup and programmable via front panel, or Near Field Communication with app on phone

Hour Run Meters

24V and 230V AC







	Panel Mount 230V AC	Din Mount 24V AC	Din Mount 230V AC
Part Number	BZ326414A	BZ326423A	BZ326418A
Decription	Schrack Operating hour meter 230 V-AC, with terminal cover, IP54 front installation. 48x48mm	Schrack Operating hour meter 24VAC, with terminal cover. 35mm wide	Schrack Operating hour meter 230VAC, with terminal cover. 35mm wide

Switches Plus Components Pty Ltd
119-121 Rodeo Drive, Dandenong South, VIC, 3175
Phone: 1300 785 911
Email: sales@switchesplus.com.au

Safety Relays

Safety Monitoring Relays

Using safety relay modules, you can reliably implement safety functions in machines and systems. They monitor signals from emergency stop buttons, light grids, and safety door switches, and initiate a safe state where necessary. The PSR product range comprises safety relays with fixed or configurable safety functions, zero-speed and over-speed safety relays, and safe coupling relays.


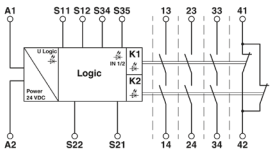


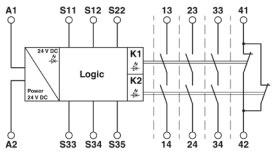


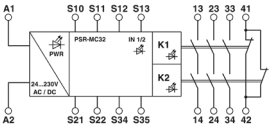

Type	Safety relay	Safety relay	Safety relay
Description	PSR-SCP- 24UC/ESAM4/3X1/1X2/B	PSR-SPP- 24UC/ESL4/3X1/1X2/B	PSR-MC32-3NO-1NC-24-230UC-SC
Safety Outputs	3 NO	3 NO	3NO+1NC
Supply Voltage	24 V AC/DC	24 V AC/DC	24-230 V AC/DC
Description	Safety relay for emergency stop and safety door monitoring up to SIL 3 or Cat. 4, PL e in accordance with EN ISO 13849, 2-channel operation, 3 enabling current paths, nominal input voltage: 24 V DC, plug-in screw terminal block	Safety relay for emergency stop, safety doors and light grids up to SIL 3, Cat. 4, PL e, 1 or 2-channel operation, automatic or manual, monitored start, 3 enabling current paths, US = 24 V DC, pluggable Push-in terminal block	Safety relay for emergency stop, safety doors, and light grids up to SIL 3, Cat. 4, PL e, 1 or 2-channel operation, automatic or manual, monitored start, 3 enabling current paths, 1 signaling current path, US = 24 ... 230 V AC/DC, plug-in screw terminal block
Part Number	2900509	2981062	2700524


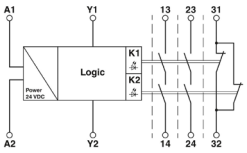


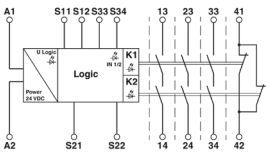


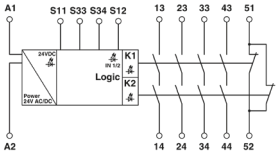

Type	Safety relay	Safety relay	Safety relay
Description	PSR-SCP- 24DC/ESP4/2X1/1X2	PSR-SCP- 24UC/ESA4/3X1/1X2/B	PSR-SCP- 24UC/ESA2/4X1/1X2/B
Safety Outputs	2 NO	3 NO	4 NO
Supply Voltage	24 VDC	24 V AC/DC	24 V AC/DC
Description	Safety relay for SIL 3 high-demand and low-demand applications, also approved in accordance with EN 50156, DNV, and EN ISO 13849, emergency stop and safety door monitoring, 1-channel, 2 enabling current paths, 1 signal contact, plug-in screw terminal blocks, width: 22.5 mm	Safety relay for emergency stop and safety door monitoring up to SIL 3 or Cat. 4, PL e in accordance with EN ISO 13849, 2-channel operation, 3 enabling current paths, nominal input voltage: 24 V DC, plug-in screw terminal block	Safety relay for emergency stop and safety door up to SIL 1, Cat. 1, PL c, depending on the application up to SIL 3, Cat. 4, PL e, single-channel operation, 4 enabling current paths, US = 24 V DC, plug-in screw terminal blocks
Part Number	2981020	2963763	2963802

Switches Plus Components Pty Ltd
119-121 Rodeo Drive, Dandenong South, VIC, 3175
Phone: 1300 785 911
Email: sales@switchesplus.com.au

Safety Relays

Safety Coupling Relays

Applications in the process industry are fundamentally different from those in the manufacturing industry. As such, safety technology must meet different requirements in this industry. Safe coupling relays are often used in process technology systems; they electrically isolate and amplify the power of electrical signals for functional safety. Phoenix Contact has developed SIL-certified coupling relays to meet the demands of process technology applications.



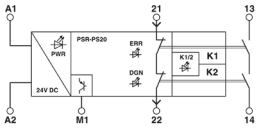



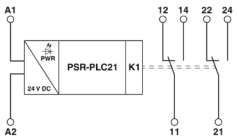



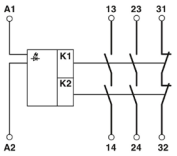

Type	Coupling relay	Coupling relay	Safe Coupling relay
Description	PSR-PS20-1NO-1NC-24DC-SC	PSR-PLC21-2CO-24DC-SC	PSR-SCP- 24DC/FSP/2X1/1X2
Safety Outputs	1NO + 1NC	2 CO	2 NO
Supply Voltage	24 VDC	24 VDC	24 VDC
Description	Coupling relay for SIL 3 high and low-demand applications, couples digital output signals to the I/O, 1 enabling current path, 1 confirmation current path, 1 digital signal output, safe state off applications, test pulse filter, fixed screw terminal block	Safe coupling relay (SIL2) with force-guided contacts, electrically isolated, 2 changeover contacts, 1-channel, fixed screw terminal block, width: 14 mm	Safe coupling relay for SIL 3 high- and low-demand applications, couples digital output signals to the periphery, two enabling current paths, one signal contact, module for safe state off applications, integrated test pulse filter, plug-in screw connection, width: 17.5 mm
Part Number	2700356	1480226	2986960

Safety Relay Comparison and Application Guide

Part Number	Primary Function	Typical Application	Safety Outputs	Supply Voltage	Key Differentiator	Best Use Case
1480226	Signal interfacing	PLC output expansion	2 CO	24VDC	DPDT contacts	General control panels
2700356	Safe signal isolation	PLC/ESD interface	1NO+1NC	24VDC	6.8 mm slim SIL relay	Process safety systems
2700524	Universal safety monitoring	Retrofits & mixed voltages	3NO+1NC	24-230 VAC/DC	Very wide supply range	Panel upgrades
2900509	E-Stop/Safety Gate	Machine safety	3 NO	24 VAC/DC	ESAM version	Complex safety circuits
2963763	E-Stop/Safety Gate	General machine safety	3 NO	24 VAC/DC	Standard ESA version	Conveyors & machinery
2963802	E-Stop/Safety Gate	Multi-contactor systems	4 NO	24 VAC/DC	Extra safety output	Larger machines
2981020	E-Stop monitoring	Standard safety circuits	2 NO	24VDC	DC-only version	Basic safety functions
2981062	Light curtain monitoring	Light curtains & guards	3 NO	24 VAC/DC	Optimized for light curtains	Personnel protection
2986960	Safety signal processing	Special safety logic	2 NO	24VDC	FSP functional variant	Custom safety applications

Magnetic safety switches

Phoenix Contact magnetic safety switches reliably monitor movable guards up to PL e in accordance with EN 13849. The safe and contact-free state recognition is based on the proven magnetic switching principle. Our safety switches are available in three different designs to suit your application.



Switches Plus Components Pty Ltd
119-121 Rodeo Drive, Dandenong South, VIC, 3175
Phone: 1300 785 911
Email: sales@switchesplus.com.au

SWITCHES PLUS COMPONENTS

Switches Plus Components Pty Ltd
119-121 Rodeo Drive,
Dandenong South, VIC, 3175
Phone: 1300 785 911
Email: sales@switchesplus.com.au

V 26.11.16