

Commercial and Military Qualified Subminiature Pushbutton Switches

The P7 series incorporates OTTO's patented double break design in a significantly smaller package than the P1 series. These subminiature switches embrace today's technology requirements by allowing for a large number of switches to fit within a faceplate or a small panel space.

The long life snap-action design offers low contact resistance (25mΩ max initial) and is protected from the environment by a silicone rubber boot, operating on a "rolling sleeve" principle that gives long sealed life and smooth operation. Mechanical life is 2 million operations.

The P7 series is designed to meet the requirements of MIL-PRF-8805 including low level switching (10mA @ 30mV) with power switching up to 5 amps at 28VDC as well.

A variety of mounting styles are offered to best match the application. The P7-1, P7-2, P7-7 and P7-8 case styles feature a swaged bushing shape to allow press fit installation in aircraft flight control and hand grips and similar applications. The other styles feature threaded bushing mounting. The P7-3 and P7-A case styles have a front panel bezel, while the P7-5 and P7-6 have conventional bushings for rear panel mounted installations. Silver or black bezels are standard. Other colors available on special order.

Pushbuttons are available in a choice of nine colors. Excellent tactile feedback assures the operator that contact transfer has been made.

A choice of MIL-SPEC and commercial versions of these switches are offered: Moistureproof and dusttight to IP64 and MIL-PRF-8805 Design 2 or watertight to IP68S and to MIL-PRF-8805 Design 3.

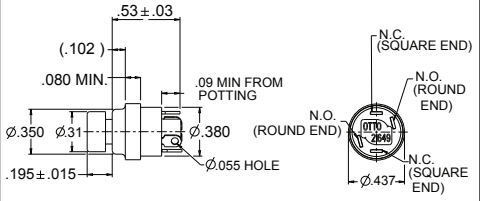
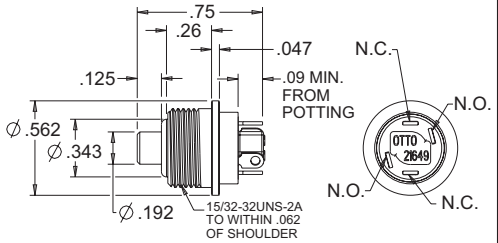
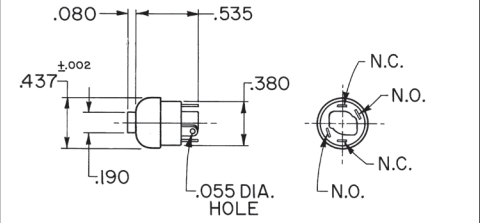
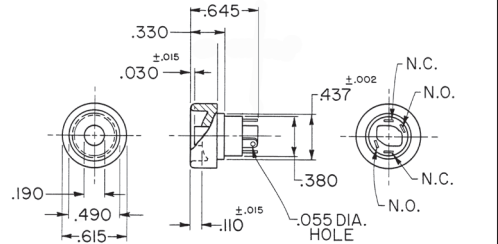
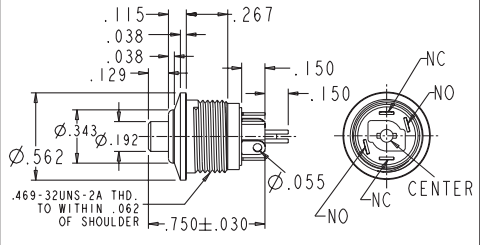
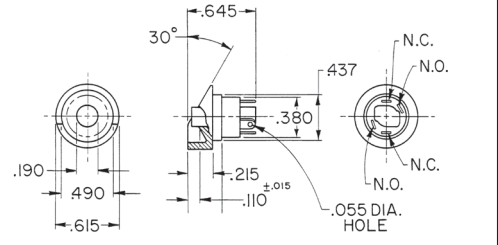
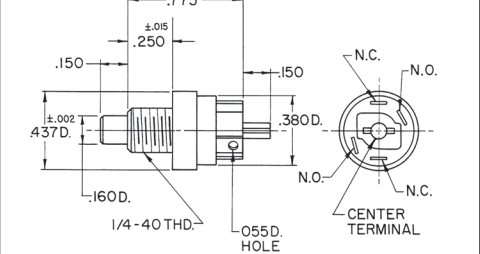
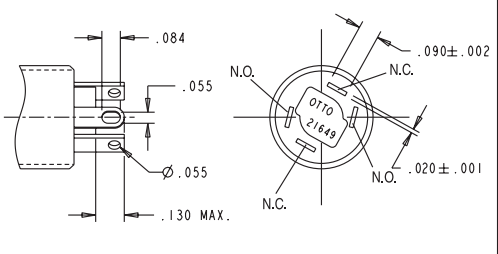
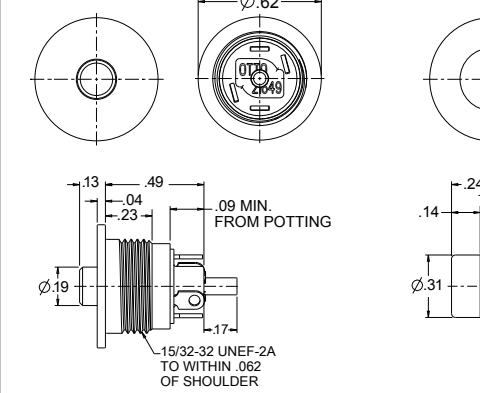
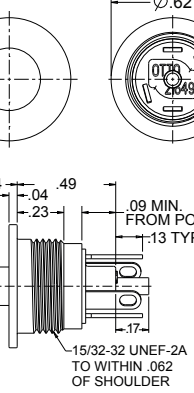
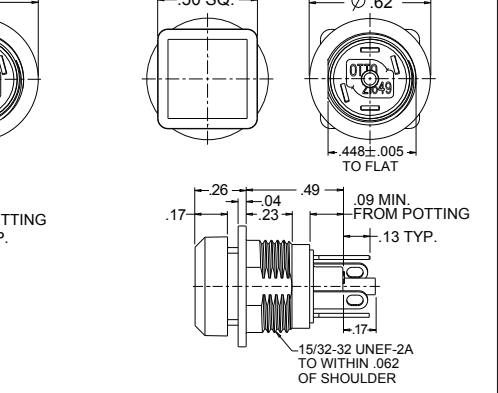
P7 Key Features:

- Low level switching capability
- Less than 25mΩ initial contact resistance
- Mechanical life is 2 million cycles
- High contact pressure
- 6 circuit variations
- Positive tactile feedback
- Variety of mounting styles
- Square button option with case style A
- Qualified to MIL-PRF-8805/110
- Moistureproof and dusttight to IP64 and MIL-PRF-8805 Design 2 or Watertight to IP68S and MIL-PRF-8805 Design 3
- RoHS compliant



Standard Characteristics/Ratings:

ELECTRICAL RATINGS:		Sea Level @ 28VDC or 115VAC, 60Hz			50,000 feet @ 28VDC or 115VAC, 60Hz		
Load	Circuits:	1 & 2	3-5	6	1 & 2	3-5	6
Resistive		5A	2.5A	4A	5A	2.5A	4A
Inductive		3A	1.5A	2A	3A	1.5A	2A
Lamp		1A	0.5A	N/A	N/A	N/A	N/A
Motor		3A	1.5A	N/A	N/A	N/A	N/A
DVV		1050Vrms			400Vrms		
Center Contact		3A max					
Low Level		10mA @ 30mV					
Electrical Life:		50,000 cycles full load (25,000 low level)					
Mechanical Life:		2,000,000 cycles					
Seal:		Moistureproof and dusttight to IP64 and MIL-PRF-8805 Design 2 or Watertight to IP68S and MIL-PRF-8805 Design 3					
Operating Temp Range:		-55°C to +85°C					
Operating Force:		1.7 +/- 0.5 lb.					
Total Travel:		0.080 inches max					
Overtravel:		0.010 inches min					
MATERIALS:							
Case:		Anodized aluminum alloy					
Button:		Thermoplastic					
Terminals:		Brass with gold over silver					
Terminal Hardware:		None provided					
Mounting Hardware:		Hex nut, lockwasher and panel gasket when applicable					

<p>P7-1 Series</p> <p>Case Style 1 Press Fit Mount</p> <p>Also available with PC terminals.</p>		<p>P7-6 Series</p> <p>Case Style 6 15/32" Threaded Bushing</p> <p>Also available with PC pins.</p>	
<p>P7-2 Series</p> <p>Case Style 2 Press Fit Mount</p> <p>Also available with PC pins.</p>		<p>P7-7 Series</p> <p>Case Style 7 Press Fit Mount</p> <p>Also available with PC pins.</p>	
<p>P7-3 Series</p> <p>Case Style 3 Bezel/Threaded Bushing</p> <p>Also available with PC pins.</p>		<p>P7-8 Series</p> <p>Case Style 8 Press Fit Mount Guarded Button</p> <p>Also available with PC pins.</p>	
<p>P7-5 Series</p> <p>Case Style 5 1/4" Threaded Bushing</p> <p>Also available with PC pins.</p>		<p>Terminal Style "A" & "B"</p> <p>Standard</p>	
<p>P7-A Series</p> <p>Case Style A 15/32" Threaded Bushing</p> <p>Also available with PC pins.</p>	 <p>Standard Subminiature Button (Styles 1 and 2)</p>	 <p>.312" Button (Styles 3 and 4)</p>	 <p>Square Button (Styles 5 and 6)</p>